



# 972 XE

## Wheel Loader

# Technical Specifications

Not all attachments available in all regions. Consult your Cat® dealer for specific configurations available in your region.

## Table of Contents

<b>Specifications</b> .....	<b>2</b>
Engine .....	2
Bucket Capacities .....	2
Weight .....	2
Operating Specifications .....	2
Transmission .....	2
Hydraulic System .....	3
Brakes .....	3
Axles .....	3
Service Refill Capacities .....	3
Cab .....	3
Sound .....	3
Air Conditioning System .....	3
Dimensions .....	4
Tire Options .....	5
Bucket Fill Factors and Selection Guide .....	7
Operating Specifications – Buckets .....	13
Standard and Optional Equipment .....	110
<b>972 XE Waste &amp; Scrap Handler Configuration</b> .....	<b>112</b>
Key Features and Benefits .....	112
972 XE Waste and Scrap Handler Features .....	113
Tire Options .....	114
Operating Specifications – Buckets .....	115
<b>972 XE Corrosion Resistant Configuration</b> .....	<b>128</b>
Key Features and Benefits .....	128
972 XE Corrosion Resistant Features .....	129

# 972 XE Wheel Loader Specifications

## Engine – (U.S. EPA Tier 4 Final/EU Stage V)

Engine Model	Cat® C9.3B	
Engine Power @ 1,600 rpm – ISO 14396:2002	253 kW	339 hp
ISO 14396:2002 (DIN)	344 mhp	
Gross Power @ 1,600 rpm – SAE J1995:2014	256 kW	343 hp
SAE J1995:2014 (DIN)	348 mhp	
Net Power @ 1,600 rpm – ISO 9249:2007, SAE J1349:2011	236 kW	316 hp
ISO 9249:2007, SAE J1349:2011 (DIN)	321 mhp	
Engine Torque @ 1,200 rpm – ISO 14396:2002	1864 N·m	1,375 lbf·ft
Gross Torque @ 1,200 rpm – SAE J1995:2014	1882 N·m	1,388 lbf·ft
Net Torque @ 1,200 rpm – ISO 9249:2007, SAE J1349:2011	1745 N·m	1,287 lbf·ft
Bore	115 mm	
Stroke	149 mm	
Displacement	9.3 L	

- Cat engine meets U.S. EPA Tier 4 Final, EU Stage V, Korea Tier 4 Final, and Japan 2014 emission standards.
  - The net power advertised is the power available at the flywheel when the engine is equipped with fan, alternator, air cleaner, and aftertreatment.
  - Cat engines are compatible with the following renewable, alternative, and biodiesel\* fuels that reduce greenhouse gases on a lifecycle basis:
    - Up to B20 biodiesel (FAME) \*\*
    - Up to 100% HVO and GTL renewable fuels
- \* Refer to guidelines for successful application. Please consult your Cat dealer or “Caterpillar Machine Fluids Recommendations” (SEBU6250) for details.*
- \*\* Engines with aftertreatment devices can use up to B20. Engines with no aftertreatment devices can use higher blends, up to B100.*

## Bucket Capacities

Bucket Range	2.8-14.0 m <sup>3</sup>	3.75-18.25 yd <sup>3</sup>
--------------	-------------------------	----------------------------

## Weight

Operating Weight	24 890 kg	54,858 lb
------------------	-----------	-----------

- Weight based on a machine configuration with Bridgestone 26.5R25 VJT L3 radial tires, full fluids, operator, standard counterweight, ride control, cold start, roading fenders, Product Link™, front manual differential/open rear axles, power train guard, secondary steering, sound suppression, and a 4.8 m<sup>3</sup> (6.25 yd<sup>3</sup>) general purpose bucket with BOCE.

## Operating Specifications

Static Tipping Load – Full Turn		
Maximum Articulation Angle (Full Turn)	37°	
With Tire Deflection	16 297 kg	35,919 lb
No Tire Deflection	17 505 kg	38,582 lb
Breakout Force	196 kN	44,702 lbf

- For a machine configuration as defined under “Weight.”
- Full compliance to ISO 14397-1:2007 Sections 1 thru 6, which requires 2% verification between calculations and testing.

## Transmission

Forward 1	6.9 km/h	4.3 mph
Forward 2	12.9 km/h	8.0 mph
Forward 3	22.7 km/h	14.1 mph
Forward 4	39.5 km/h	24.5 mph
Reverse 1	6.9 km/h	4.3 mph
Reverse 2	12.9 km/h	8.0 mph
Reverse 3	28.7 km/h	17.9 mph
Reverse 4	N/A	N/A

- Maximum travel speed in standard vehicle with empty bucket and standard L3 tires with 849 mm (33 in) roll radius.

# 972 XE Wheel Loader Specifications

## Hydraulic System

Implement Pump Type	Variable Displacement Piston, load sensing	
Implement System:		
Maximum Pump Output (1,400 rpm)	348 L/min	92 gal/min
Maximum Operating Pressure	31 000 kPa	4,496 psi
Optional 3 <sup>rd</sup> Function Maximum Flow at Work Tool	240 L/min	63 gal/min
Optional 3 <sup>rd</sup> Function Maximum Pressure at Work Tool	20 684 kPa	3,000 psi
Optional 4 <sup>th</sup> Function Maximum Flow at Work Tool	240 L/min	63 gal/min
Optional 4 <sup>th</sup> Function Maximum Pressure at Work Tool	20 684 kPa	3,000 psi
Hydraulic Cycle Time with Rated Payload:		
Raise from Carry Position	5.5 seconds	
Dump, at Maximum Raise	1.5 seconds	
Lower, Empty, Float Down	3.1 seconds	
Total	10.1 seconds	

## Brakes

Brakes	Brakes meet ISO 3450:2011 standards
--------	-------------------------------------

## Axles

Front	Fixed, manual differential
Rear	Oscillating, open differential

## Service Refill Capacities

Fuel Tank	303 L	80.1 gal
DEF Tank	26 L	6.9 gal
Cooling System	66 L	17.4 gal
Crankcase	23 L	6.1 gal
Transmission	63 L	16.6 gal
Differentials and Final Drives – Front	57 L	15.1 gal
Differentials and Final Drives – Rear	57 L	15.1 gal
Hydraulic Tank	114 L	30.1 gal

## Cab

ROPS/FOPS	ROPS/FOPS meet ISO 3471:2008 and ISO 3449:2005 Level II standards
-----------	--

## Sound

With Cooling Fan Speed at Maximum Value:

Operator Sound Pressure Level (ISO 6396:2008)	67 dB(A)
Exterior Sound Power Level (ISO 6395:2008)	107 dB(A)
Exterior Sound Pressure Level (SAE J88:2013)	74 dB(A)*

\*Distance of 15 m (49.2 ft), moving forward in second gear ratio.

With Cooling Fan Speed at 70% of Maximum Value:\*\*

Operator Sound Pressure Level (ISO 6396:2008)	67 dB(A)
Exterior Sound Power Level	105 dB(A)***

\*\* For machines in European Union countries and in countries that adopt the “EU Directives.”

\*\*\* European Union Directive “2000/14/EC” as amended by “2005/88/EC.”

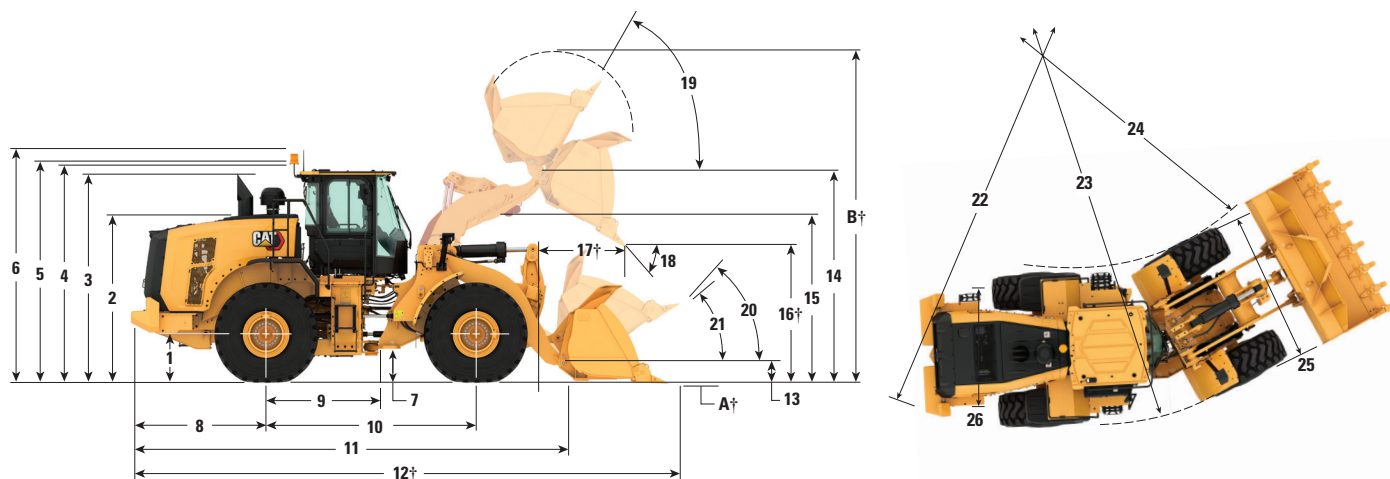
## Air Conditioning System

- The air conditioning system on this machine contains the fluorinated greenhouse gas refrigerant R134a (Global Warming Potential = 1430). The system contains 1.6 kg (3.5 lb) of refrigerant which has a CO<sub>2</sub> equivalent 2.288 metric tonnes (2.522 tons).

# 972 XE Wheel Loader Specifications

## Dimensions

All dimensions are approximate.



	Standard Lift		High Lift	
1 Height to Axle Centerline	805 mm	2'7"	805 mm	2'7"
2 Height to Top of Hood	2846 mm	9'4"	2846 mm	9'4"
3 Height to Top of Exhaust Pipe	3527 mm	11'7"	3527 mm	11'7"
4 Height to Top of ROPS	3589 mm	11'10"	3589 mm	11'10"
5 Height to Top of Product Link™ Antenna	3603 mm	11'10"	3603 mm	11'10"
6 Height to Top of Warning Beacon	3867 mm	12'9"	3867 mm	12'9"
7 Ground Clearance	420 mm	1'4"	420 mm	1'4"
8 Center Line of Rear Axle to Edge of Counterweight	2458 mm	8'0"	2458 mm	8'0"
9 Center Line of Rear Axle to Hitch	1775 mm	5'10"	1775 mm	5'10"
10 Wheelbase	3550 mm	11'8"	3550 mm	11'8"
11 Overall Length (without bucket)	7731 mm	25'5"	8069 mm	26'6"
12 Shipping Length (with bucket level on ground)*†	9268 mm	30'5"	9604 mm	31'7"
13 Hinge Pin Height at Carry Height	682 mm	2'2"	780 mm	2'6"
14 Hinge Pin Height at Maximum Lift	4464 mm	14'7"	4800 mm	15'8"
15 Lift Arm Clearance at Maximum Lift	3842 mm	12'7"	4179 mm	13'8"
16 Dump Clearance at Maximum Lift and 45° Discharge*†	3160 mm	10'4"	3495 mm	11'5"
17 Reach at Maximum Lift and 45° Discharge*†	1354 mm	4'5"	1377 mm	4'6"
18 Dump Angle at Maximum Lift and Dump (on stops)*	48 degrees		48 degrees	
19 Rack Back at Maximum Lift*	56 degrees		71 degrees	
20 Rack Back at Carry Height*	49 degrees		49 degrees	
21 Rack Back at Ground*	39 degrees		37 degrees	
22 Clearance Circle (dia) to Counterweight	13 608 mm	44'8"	13 608 mm	44'8"
23 Clearance Circle (dia) to Outside of Tires	13 621 mm	44'9"	13 621 mm	44'9"
24 Clearance Circle (dia) to Inside of Tires	7599 mm	25'0"	7599 mm	25'0"
25 Width over Tires (unloaded)	2988 mm	9'10"	2988 mm	9'10"
Width over Tires (loaded)	3011 mm	9'11"	3011 mm	9'11"
26 Tread Width	2230 mm	7'3"	2230 mm	7'3"

† Dimensions are listed in Operating Specifications charts.

All height and tire related dimensions are with Bridgestone 26.5R25 VJT L3 radial tires (see Tire Option Chart for other tires). "Width over Tires" dimensions are over the bulge and include growth.

• All dimensions are approximate and based on machine equipped with 4.8 m<sup>3</sup> (6.25 yd<sup>3</sup>) general purpose pin-on bucket with BOCE. (see Operating Specifications for other buckets)

# 972 XE Wheel Loader Specifications

## Tire Options

Tire Brand	BRIDGESTONE	BRIDGESTONE	BRIDGESTONE	BRIDGESTONE	BRIDGESTONE	BRIDGESTONE
Tire Size	26.5R25	26.5R25	26.5R25	26.5-25	26.5-25	775/65R29
Tread Type	L3	L4	L5	L3	L4	L3
Tread Pattern	VJT	VSNT	VSDL	VL2	RLS	VTS
Casing Strength	*	*	*	20PR	26PR	*
Width over Tires – Maximum (empty)*	2988 mm 9'10"	2968 mm 9'9"	2967 mm 9'9"	2943 mm 9'8"	2946 mm 9'8"	3053 mm 10'1"
Width over Tires – Maximum (loaded)*	3011 mm 9'11"	2991 mm 9'10"	2987 mm 9'10"	2943 mm 9'8"	2959 mm 9'9"	3073 mm 10'1"
Change in Vertical Dimensions (average of front and rear)		26 mm 1"	42 mm 1.7"	-4 mm -0.1"	38 mm 1.5"	10 mm 0.4"
Change in Horizontal Reach		-21 mm -0.8"	-26 mm -1"	0 mm 0"	-24 mm -0.9"	-1 mm 0"
Change in Clearance Circle to Outside of Tires		-20 mm -0.8"	-25 mm -1"	-68 mm -2.7"	-52 mm -2"	62 mm 2.4"
Change in Clearance Circle to Inside of Tires		20 mm 0.8"	25 mm 1"	68 mm 2.7"	52 mm 2"	-62 mm -2.4"
Change in Operating Weight (without Ballast)		460 kg 1,014 lb	972 kg 2,143 lb	-364 kg -803 lb	112 kg 247 lb	692 kg 1,525 lb
Change in Static Tipping Load – Straight		315 kg 695 lb	666 kg 1,468 lb	-249 kg -550 lb	77 kg 169 lb	474 kg 1,045 lb
Change in Static Tipping Load – Articulated		278 kg 614 lb	588 kg 1,297 lb	-220 kg -486 lb	68 kg 149 lb	418 kg 923 lb
Rear Axle Oscillation Angle	±13 degrees	±13 degrees	±8 degrees	±13 degrees	±13 degrees	±8 degrees
Maximum Single-wheel Rise and Fall	502 mm 1'8"	502 mm 1'8"	310 mm 1'1"	502 mm 1'8"	502 mm 1'8"	310 mm 1'1"

Tire Brand	MICHELIN	MICHELIN	MICHELIN	MAXAM	MAXAM	MAXAM
Tire Size	26.5R25	26.5R25	775/65R29	26.5R25	26.5R25	775/65R29
Tread Type	L3	L5	L3	L3	L5	L3
Tread Pattern	XHA2	XLDD2	XHA2	MS302	MS503	MS302
Casing Strength	**	*	*	**	**	**
Width over Tires – Maximum (empty)*	2997 mm 9'10"	2981 mm 9'10"	3030 mm 10'0"	2964 mm 9'9"	2966 mm 9'9"	3045 mm 10'0"
Width over Tires – Maximum (loaded)*	3020 mm 9'11"	3009 mm 9'11"	3053 mm 10'1"	2942 mm 9'8"	2980 mm 9'10"	3075 mm 10'2"
Change in Vertical Dimensions (average of front and rear)	-14 mm -0.5"	38 mm 1.5"	2 mm 0.1"	15 mm 0.6"	52 mm 2"	37 mm 1.5"
Change in Horizontal Reach	3 mm 0.1"	-31 mm -1.2"	2 mm 0.1"	-7 mm -0.3"	-28 mm -1.1"	-23 mm -0.9"
Change in Clearance Circle to Outside of Tires	9 mm 0.4"	-2 mm -0.1"	42 mm 1.6"	-70 mm -2.7"	-31 mm -1.2"	64 mm 2.5"
Change in Clearance Circle to Inside of Tires	-9 mm -0.4"	2 mm 0.1"	-42 mm -1.6"	70 mm 2.7"	31 mm 1.2"	-64 mm -2.5"
Change in Operating Weight (without Ballast)	-164 kg -362 lb	552 kg 1,217 lb	504 kg 1,110 lb	-16 kg -35 lb	692 kg 1,526 lb	684 kg 1,507 lb
Change in Static Tipping Load – Straight	-112 kg -248 lb	378 kg 834 lb	345 kg 761 lb	-11 kg -24 lb	474 kg 1,045 lb	468 kg 1,033 lb
Change in Static Tipping Load – Articulated	-99 kg -219 lb	334 kg 736 lb	305 kg 672 lb	-10 kg -21 lb	419 kg 923 lb	414 kg 912 lb
Rear Axle Oscillation Angle	±13 degrees	±8 degrees	±8 degrees	±13 degrees	±8 degrees	±8 degrees
Maximum Single-wheel Rise and Fall	502 mm 1'8"	310 mm 1'1"	310 mm 1'1"	502 mm 1'8"	310 mm 1'1"	310 mm 1'1"

\*Width over tire bulge and includes tire growth.

# 972 XE Wheel Loader Specifications

## Tire Options

Tire Brand	TRIANGLE	TRIANGLE	GOODYEAR	GOODYEAR	GOODYEAR
Tire Size	26.5R25	26.5-25	26.5R25	26.5R25	26.5R25
Tread Type	L3	L3	L3	L4	L5
Tread Pattern	TB516	TL612	RT3B	GP4D	RT5D
Casing Strength	**	20PR	**	**	**
Width over Tires – Maximum (empty)*	2977 mm 9'10"	2954 mm 9'9"	2983 mm 9'10"	3000 mm 9'11"	2990 mm 9'10"
Width over Tires – Maximum (loaded)*	3001 mm 9'11"	2965 mm 9'9"	3001 mm 9'11"	3027 mm 10'0"	3016 mm 9'11"
Change in Vertical Dimensions (average of front and rear)	11 mm 0.4"	15 mm 0.6"	20 mm 0.8"	6 mm 0.3"	40 mm 1.6"
Change in Horizontal Reach	-6 mm -0.2"	-2 mm -0.1"	-2 mm -0.1"	-5 mm -0.2"	-26 mm -1"
Change in Clearance Circle to Outside of Tires	-10 mm -0.4"	-46 mm -1.8"	-10 mm -0.4"	16 mm 0.6"	5 mm 0.2"
Change in Clearance Circle to Inside of Tires	10 mm 0.4"	46 mm 1.8"	10 mm 0.4"	-16 mm -0.6"	-5 mm -0.2"
Change in Operating Weight (without Ballast)	-64 kg -141 lb	-372 kg -820 lb	276 kg 609 lb	272 kg 600 lb	988 kg 2,179 lb
Change in Static Tipping Load – Straight	-44 kg -97 lb	-255 kg -562 lb	189 kg 417 lb	186 kg 411 lb	677 kg 1,492 lb
Change in Static Tipping Load – Articulated	-39 kg -85 lb	-225 kg -496 lb	167 kg 368 lb	165 kg 363 lb	598 kg 1,318 lb
Rear Axle Oscillation Angle	±13 degrees	±13 degrees	±13 degrees	±13 degrees	±8 degrees
Maximum Single-wheel Rise and Fall	310 mm 1'1"	310 mm 1'1"	310 mm 1'1"	310 mm 1'1"	310 mm 1'1"

Tire Brand	GOODYEAR	GOODYEAR	BRAWLER HPS SMOOTH	BRAWLER HPS TRACTION
Tire Size	26.5R25	775/65R29	26.5R25	26.5R25
Tread Type	L5	L4	N/A	N/A
Tread Pattern	RL5K	GP4D	Smooth	Traction
Casing Strength	**	**	N/A	N/A
Width over Tires – Maximum (empty)*	3085 mm 10'2"	3091 mm 10'2"	2959 mm 9'9"	2959 mm 9'9"
Width over Tires – Maximum (loaded)*	3195 mm 10'6"	3136 mm 10'4"	2968 mm 9'9"	2968 mm 9'9"
Change in Vertical Dimensions (average of front and rear)	44 mm 1.7"	12 mm 0.5"	40 mm 1.6"	37 mm 1.5"
Change in Horizontal Reach	-23 mm -0.9"	-6 mm -0.2"	11 mm 0.4"	11 mm 0.4"
Change in Clearance Circle to Outside of Tires	184 mm 7.2"	125 mm 4.9"	-43 mm -1.7"	-43 mm -1.7"
Change in Clearance Circle to Inside of Tires	-184 mm -7.2"	-125 mm -4.9"	43 mm 1.7"	43 mm 1.7"
Change in Operating Weight (without Ballast)	896 kg 1,976 lb	720 kg 1,587 lb	4300 kg 9,482 lb	4076 kg 8,988 lb
Change in Static Tipping Load – Straight	614 kg 1,353 lb	493 kg 1,087 lb	2946 kg 6,495 lb	2792 kg 6,156 lb
Change in Static Tipping Load – Articulated	542 kg 1,195 lb	435 kg 960 lb	2602 kg 5,736 lb	2466 kg 5,437 lb
Rear Axle Oscillation Angle	±8 degrees	±8 degrees	±8 degrees	±8 degrees
Maximum Single-wheel Rise and Fall	310 mm 1'1"	310 mm 1'1"	310 mm 1'1"	310 mm 1'1"

\*Width over tire bulge and includes tire growth.

# 972 XE Wheel Loader Specifications

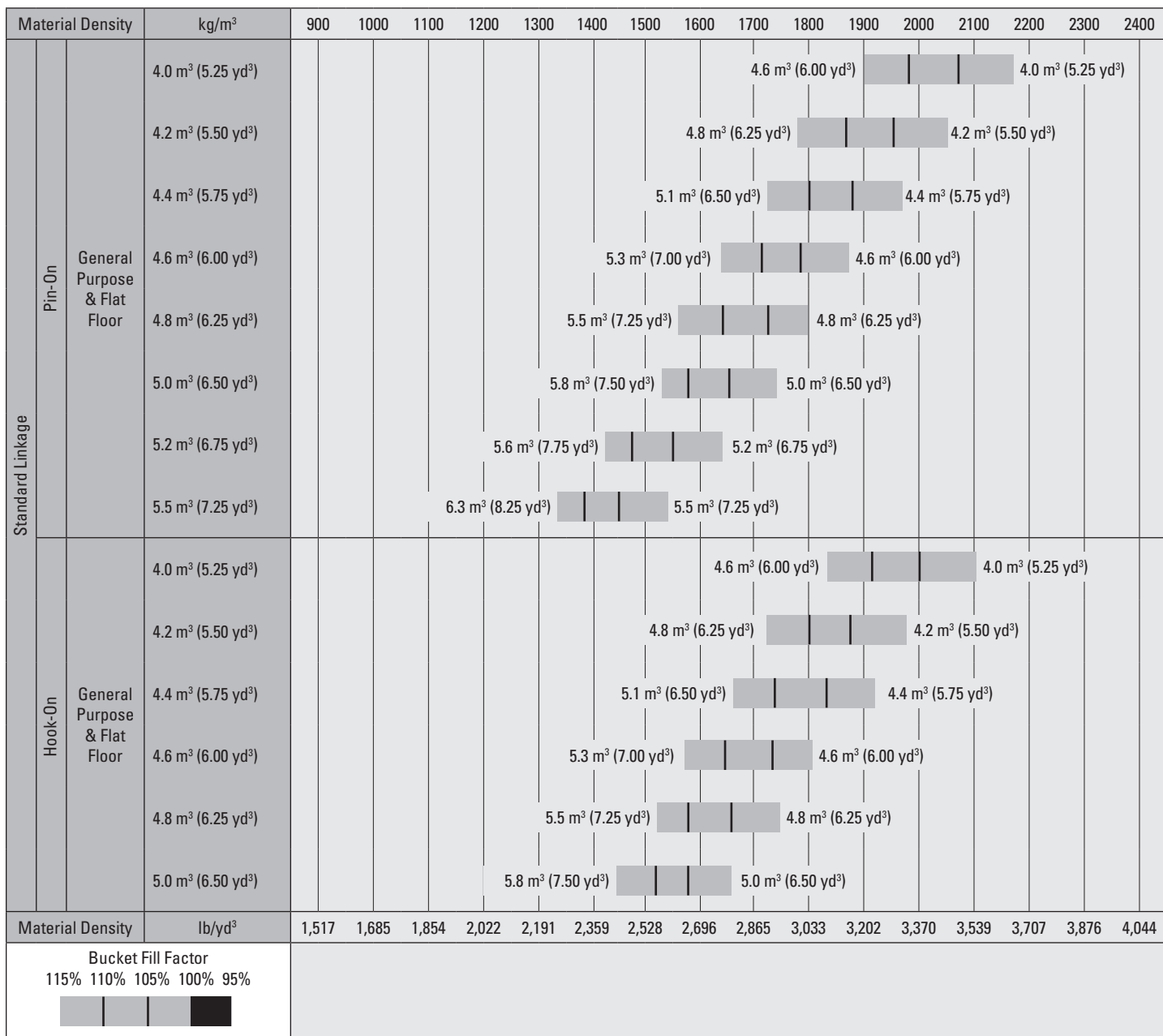
## Bucket Fill Factors and Selection Guide

The bucket size must be chosen based on the density of the material and on the expected fill factor. The Cat Performance Series Buckets with longer floor, larger bucket opening, increased repository angle, rounded side boards and integrated spill guard demonstrate fill factors significantly higher than previous generation or non-Cat buckets. The actual volume handled by the machine is thus often larger than the rated capacity.

Loose Material		Fill Factor (%)*	Material Density
Earth/Clay		115	1.5-1.7
Sand and Gravel		115	1.5-1.7
Aggregate:	25-76 mm (1 to 3 in)	110	1.6-1.7
	19 mm (0.75 in) and smaller	105	1.8
Rock:	76 mm (3 in) and larger	100	1.6

\*As a % of ISO 7546:1983 rated capacity.

**Note:** Fill Factors achieved will also depend on whether the product is washed or not washed.



**Note:** All buckets are showing Bolt-On Edges.

\*Bucket availability may vary by region.

# 972 XE Wheel Loader Specifications

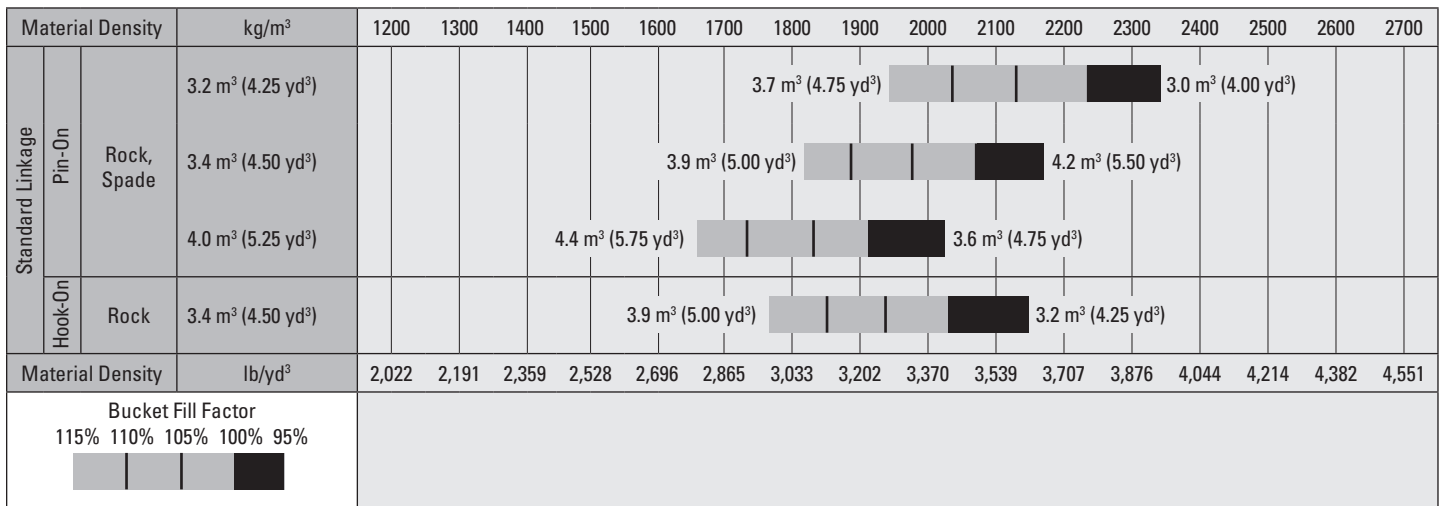
## Bucket Fill Factors and Selection Guide

The bucket size must be chosen based on the density of the material and on the expected fill factor. The Cat Performance Series Buckets with longer floor, larger bucket opening, increased repository angle, rounded side boards and integrated spill guard demonstrate fill factors significantly higher than previous generation or non-Cat buckets. The actual volume handled by the machine is thus often larger than the rated capacity.

Loose Material		Fill Factor (%)*	Material Density
Earth/Clay		115	1.5-1.7
Sand and Gravel		115	1.5-1.7
Aggregate:	25-76 mm (1 to 3 in)	110	1.6-1.7
	19 mm (0.75 in) and smaller	105	1.8
Rock:	76 mm (3 in) and larger	100	1.6

\*As a % of ISO 7546:1983 rated capacity.

**Note:** Fill Factors achieved will also depend on whether the product is washed or not washed.



**Note:** All buckets are showing Bolt-On Edges.

\*Bucket availability may vary by region.

\*\* Data with Rock, Spade buckets equipped with Teeth and Segments and machine with L5 tires.

# 972 XE Wheel Loader Specifications


## Bucket Fill Factors and Selection Guide

The bucket size must be chosen based on the density of the material and on the expected fill factor. The Cat Performance Series Buckets with longer floor, larger bucket opening, increased repository angle, rounded side boards and integrated spill guard demonstrate fill factors significantly higher than previous generation or non-Cat buckets. The actual volume handled by the machine is thus often larger than the rated capacity.

Loose Material		Fill Factor (%)*	Material Density
Earth/Clay		115	1.5-1.7
Sand and Gravel		115	1.5-1.7
Aggregate:	25-76 mm (1 to 3 in)	110	1.6-1.7
	19 mm (0.75 in) and smaller	105	1.8
Rock:	76 mm (3 in) and larger	100	1.6

\*As a % of ISO 7546:1983 rated capacity.

**Note:** Fill Factors achieved will also depend on whether the product is washed or not washed.



**Note:** All buckets are showing Bolt-On Edges.

\*Bucket availability may vary by region.

# 972 XE Wheel Loader Specifications

## Bucket Fill Factors and Selection Guide

The bucket size must be chosen based on the density of the material and on the expected fill factor. The Cat Performance Series Buckets with longer floor, larger bucket opening, increased repository angle, rounded side boards and integrated spill guard demonstrate fill factors significantly higher than previous generation or non-Cat buckets. The actual volume handled by the machine is thus often larger than the rated capacity.

Loose Material		Fill Factor (%)*	Material Density
Earth/Clay		115	1.5-1.7
Sand and Gravel		115	1.5-1.7
Aggregate:	25-76 mm (1 to 3 in)	110	1.6-1.7
	19 mm (0.75 in) and smaller	105	1.8
Rock:	76 mm (3 in) and larger	100	1.6

\*As a % of ISO 7546:1983 rated capacity.

**Note:** Fill Factors achieved will also depend on whether the product is washed or not washed.

Material Density	kg/m <sup>3</sup>	900	1000	1100	1200	1300	1400	1500	1600	1700	1800	1900	2000	2100	2200	2300	2400						
High Lift Linkage	Pin-On General Purpose & Flat Floor	4.0 m <sup>3</sup> (5.25 yd <sup>3</sup> )										4.6 m <sup>3</sup> (6.00 yd <sup>3</sup> )					4.0 m <sup>3</sup> (5.25 yd <sup>3</sup> )						
		4.2 m <sup>3</sup> (5.50 yd <sup>3</sup> )										4.8 m <sup>3</sup> (6.25 yd <sup>3</sup> )						4.2 m <sup>3</sup> (5.50 yd <sup>3</sup> )					
		4.4 m <sup>3</sup> (5.75 yd <sup>3</sup> )											5.1 m <sup>3</sup> (6.50 yd <sup>3</sup> )						4.4 m <sup>3</sup> (5.75 yd <sup>3</sup> )				
		4.6 m <sup>3</sup> (6.00 yd <sup>3</sup> )												5.3 m <sup>3</sup> (7.00 yd <sup>3</sup> )					4.6 m <sup>3</sup> (6.00 yd <sup>3</sup> )				
	4.8 m <sup>3</sup> (6.25 yd <sup>3</sup> )													5.5 m <sup>3</sup> (7.25 yd <sup>3</sup> )					4.8 m <sup>3</sup> (6.25 yd <sup>3</sup> )				
	5.0 m <sup>3</sup> (6.50 yd <sup>3</sup> )														5.8 m <sup>3</sup> (7.50 yd <sup>3</sup> )					5.0 m <sup>3</sup> (6.50 yd <sup>3</sup> )			
	5.2 m <sup>3</sup> (6.75 yd <sup>3</sup> )															5.6 m <sup>3</sup> (7.75 yd <sup>3</sup> )				5.2 m <sup>3</sup> (6.75 yd <sup>3</sup> )			
	5.5 m <sup>3</sup> (7.25 yd <sup>3</sup> )																6.3 m <sup>3</sup> (8.25 yd <sup>3</sup> )				5.5 m <sup>3</sup> (7.25 yd <sup>3</sup> )		
Hook-On General Purpose & Flat Floor	4.0 m <sup>3</sup> (5.25 yd <sup>3</sup> )												4.6 m <sup>3</sup> (6.00 yd <sup>3</sup> )						4.0 m <sup>3</sup> (5.25 yd <sup>3</sup> )				
	4.2 m <sup>3</sup> (5.50 yd <sup>3</sup> )													4.8 m <sup>3</sup> (6.25 yd <sup>3</sup> )						4.2 m <sup>3</sup> (5.50 yd <sup>3</sup> )			
	4.4 m <sup>3</sup> (5.75 yd <sup>3</sup> )														5.1 m <sup>3</sup> (6.50 yd <sup>3</sup> )						4.4 m <sup>3</sup> (5.75 yd <sup>3</sup> )		
	4.6 m <sup>3</sup> (6.00 yd <sup>3</sup> )															5.3 m <sup>3</sup> (7.00 yd <sup>3</sup> )						4.6 m <sup>3</sup> (6.00 yd <sup>3</sup> )	
	4.8 m <sup>3</sup> (6.25 yd <sup>3</sup> )																5.5 m <sup>3</sup> (7.25 yd <sup>3</sup> )						4.8 m <sup>3</sup> (6.25 yd <sup>3</sup> )
	5.0 m <sup>3</sup> (6.50 yd <sup>3</sup> )																	5.8 m <sup>3</sup> (7.50 yd <sup>3</sup> )					
Material Density	lb/yd <sup>3</sup>	1,517	1,685	1,854	2,022	2,191	2,359	2,528	2,696	2,865	3,033	3,202	3,370	3,539	3,707	3,876	4,044						
Bucket Fill Factor		115% 110% 105% 100% 95% 																					

**Note:** All buckets are showing Bolt-On Edges.

\*Bucket availability may vary by region.

# 972 XE Wheel Loader Specifications

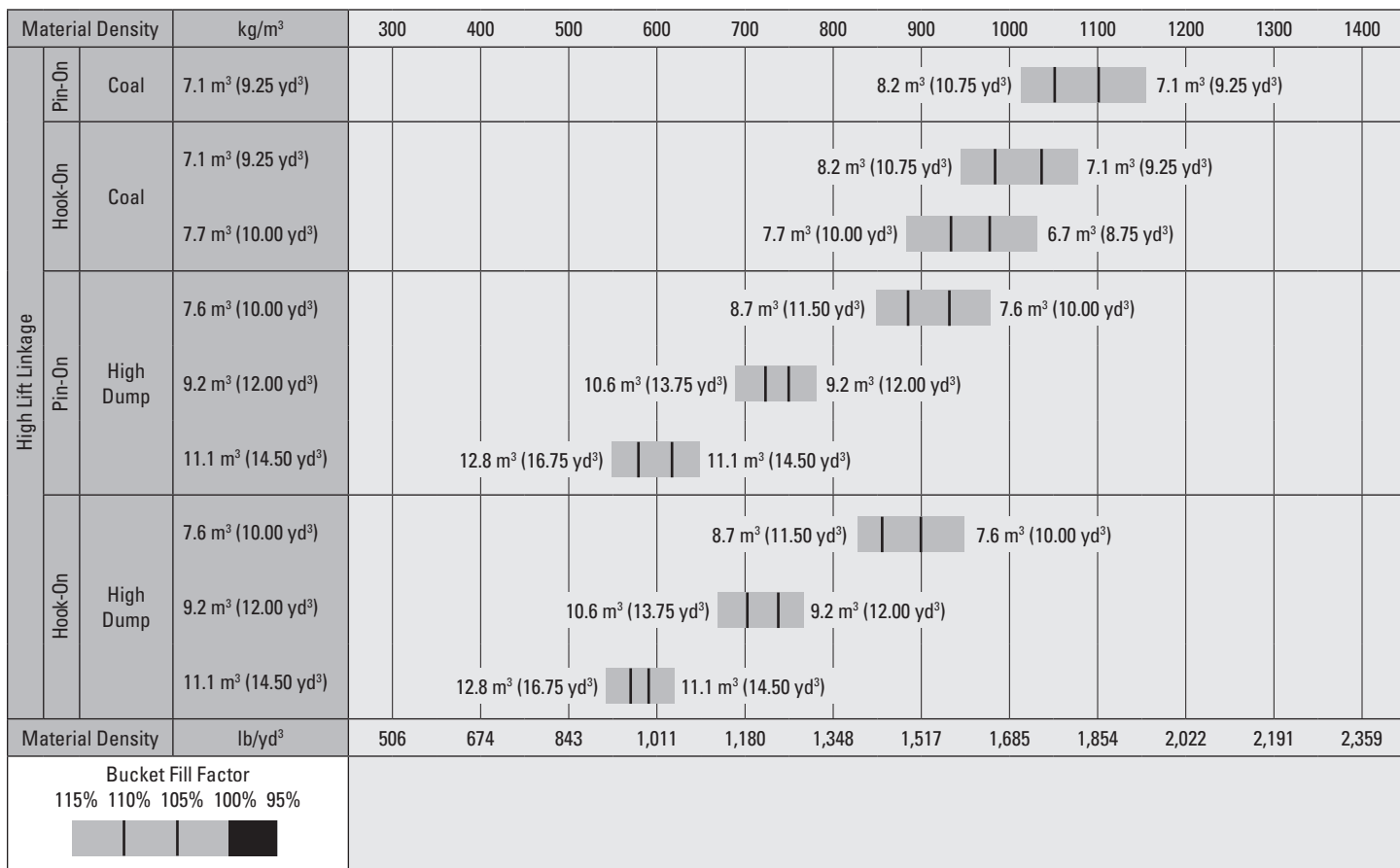
## Bucket Fill Factors and Selection Guide

The bucket size must be chosen based on the density of the material and on the expected fill factor. The Cat Performance Series Buckets with longer floor, larger bucket opening, increased repository angle, rounded side boards and integrated spill guard demonstrate fill factors significantly higher than previous generation or non-Cat buckets. The actual volume handled by the machine is thus often larger than the rated capacity.

Loose Material		Fill Factor (%)*	Material Density
Earth/Clay		115	1.5-1.7
Sand and Gravel		115	1.5-1.7
Aggregate:	25-76 mm (1 to 3 in)	110	1.6-1.7
	19 mm (0.75 in) and smaller	105	1.8
Rock:	76 mm (3 in) and larger	100	1.6

\*As a % of ISO 7546:1983 rated capacity.

**Note:** Fill Factors achieved will also depend on whether the product is washed or not washed.



**Note:** All buckets are showing Bolt-On Edges.

\*Bucket availability may vary by region.

# 972 XE Wheel Loader Specifications

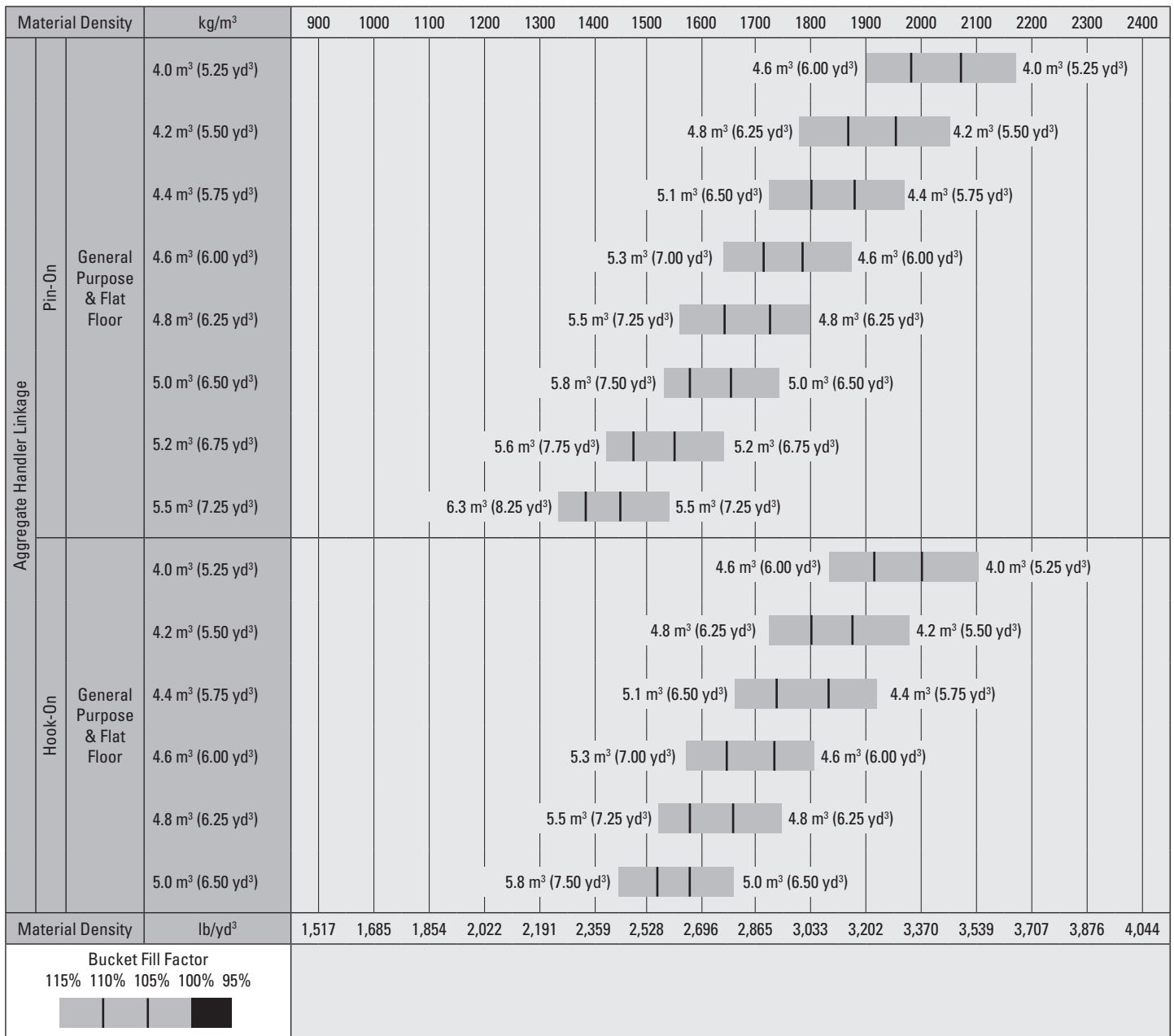
## Bucket Fill Factors and Selection Guide

The bucket size must be chosen based on the density of the material and on the expected fill factor. The Cat Performance Series Buckets with longer floor, larger bucket opening, increased repository angle, rounded side boards and integrated spill guard demonstrate fill factors significantly higher than previous generation or non-Cat buckets. The actual volume handled by the machine is thus often larger than the rated capacity.

Loose Material		Fill Factor (%)*	Material Density
Earth/Clay		115	1.5-1.7
Sand and Gravel		115	1.5-1.7
Aggregate:	25-76 mm (1 to 3 in)	110	1.6-1.7
	19 mm (0.75 in) and smaller	105	1.8
Rock:	76 mm (3 in) and larger	100	1.6

\*As a % of ISO 7546:1983 rated capacity.

**Note:** Fill Factors achieved will also depend on whether the product is washed or not washed.



**Note:** All buckets are showing Bolt-On Edges.

\*Bucket availability may vary by region.

## Operating Specifications – Buckets

Linkage		Standard Linkage					
Bucket Type		General Purpose – Pin-On					
Edge Type		Bolt-On Cutting Edges	Teeth and Segments	Tips	Bolt-On Cutting Edges	Teeth and Segments	Tips
Capacity – Rated	m <sup>3</sup>	4.20	4.20	4.00	4.40	4.40	4.20
	yd <sup>3</sup>	5.50	5.50	5.25	5.75	5.75	5.50
Capacity – Rated at 110% Fill Factor	m <sup>3</sup>	4.60	4.60	4.40	4.80	4.80	4.60
	yd <sup>3</sup>	6.00	6.00	5.75	6.25	6.25	6.00
Width	mm	3220	3271	3271	3220	3271	3271
	ft/in	10'6"	10'8"	10'8"	10'6"	10'8"	10'8"
16† Dump Clearance at Maximum Lift and 45° Discharge	mm	3230	3076	3076	3234	3081	3081
	ft/in	10'7"	10'1"	10'1"	10'7"	10'1"	10'1"
17† Reach at Maximum Lift and 45° Discharge	mm	1294	1432	1432	1289	1427	1427
	ft/in	4'2"	4'8"	4'8"	4'2"	4'8"	4'8"
Reach at Level Lift Arm and Bucket Level	mm	2917	3122	3122	2910	3115	3115
	ft/in	9'6"	10'2"	10'2"	9'6"	10'2"	10'2"
A† Digging Depth	mm	98	98	68	98	98	68
	in	3.8"	3.8"	2.6"	3.8"	3.8"	2.6"
12† Overall Length	mm	9175	9399	9399	9168	9392	9392
	ft/in	30'2"	30'11"	30'11"	30'1"	30'10"	30'10"
B† Overall Height with Bucket at Maximum Lift	mm	5942	5942	5942	6235	6235	6235
	ft/in	19'6"	19'6"	19'6"	20'6"	20'6"	20'6"
Loader Clearance Circle Radius with Bucket at Carry Position	mm	7583	7671	7671	7581	7669	7669
	ft/in	24'11"	25'2"	25'2"	24'11"	25'2"	25'2"
Static Tipping Load, Straight (With tire deflection)	kg	18 764	18 580	18 832	18 812	18 628	18 878
	lb	41,355	40,950	41,505	41,462	41,056	41,607
Static Tipping Load, Straight (No tire deflection)	kg	19 939	19 754	20 008	19 999	19 813	20 066
	lb	43,947	43,538	44,099	44,079	43,669	44,227
Static Tipping Load, Articulated (With tire deflection)	kg	16 376	16 192	16 427	16 418	16 233	16 466
	lb	36,094	35,688	36,206	36,185	35,779	36,292
Static Tipping Load, Articulated (No tire deflection)	kg	17 570	17 384	17 621	17 623	17 437	17 671
	lb	38,725	38,315	38,837	38,841	38,431	38,947
Breakout Force (§)	kN	210	208	223	211	209	224
	lbf	47,186	46,879	50,137	47,415	47,108	50,396
Operating Weight*	kg	24 902	25 040	24 877	24 907	25 045	24 882
	lb	54,883	55,187	54,827	54,895	55,199	54,839

\* Static tipping loads and operating weights shown are based on a machine configuration with Bridgestone 26.5R25 VJT L3 radial tires, full fluids, operator, standard counterweight, ride control, cold start, roading fenders, Product Link™, manual diff lock/open axles (front and rear), power train guard, secondary steering and sound suppression.

† Illustration shown with Dimension charts.

\*\*\* Rock bucket specifications are given on Bridgestone 26.5R25 VSDL L5 radial tires.

(§) Measured 100 mm (4") behind tip of cutting edge with bucket hinge pin as pivot point in accordance with ISO 14397-2:2007.

(With tire deflection) Full compliance to ISO 14397-1:2007 Sections 1 thru 6, which requires 2% verification between calculations and testing.

(No tire deflection) Compliance to ISO 14397-1:2007 Sections 1 thru 5.

Other buckets are available and offerings vary by region. Consult your local Cat dealer for further details.

# 972 XE Wheel Loader Specifications

## Operating Specifications – Buckets (continued)

Linkage		Standard Linkage					
Bucket Type		General Purpose – Pin-On					
Edge Type		Bolt-On Cutting Edges	Teeth and Segments	Tips	Bolt-On Cutting Edges	Teeth and Segments	Tips
Capacity – Rated	m <sup>3</sup>	4.60	4.60	4.40	4.80	4.80	4.60
	yd <sup>3</sup>	6.00	6.00	5.75	6.25	6.25	6.00
Capacity – Rated at 110% Fill Factor	m <sup>3</sup>	5.10	5.10	4.80	5.30	5.30	5.10
	yd <sup>3</sup>	6.75	6.75	6.25	7.00	7.00	6.75
Width	mm	3220	3271	3271	3220	3271	3271
	ft/in	10'6"	10'8"	10'8"	10'6"	10'8"	10'8"
16† Dump Clearance at Maximum Lift and 45° Discharge	mm	3192	3038	3038	3159	3004	3004
	ft/in	10'5"	9'11"	9'11"	10'4"	9'10"	9'10"
17† Reach at Maximum Lift and 45° Discharge	mm	1325	1462	1462	1354	1490	1490
	ft/in	4'4"	4'9"	4'9"	4'5"	4'10"	4'10"
Reach at Level Lift Arm and Bucket Level	mm	2966	3171	3171	3011	3216	3216
	ft/in	9'8"	10'4"	10'4"	9'10"	10'6"	10'6"
A† Digging Depth	mm	98	98	68	98	98	68
	in	3.8"	3.8"	2.6"	3.8"	3.8"	2.6"
12† Overall Length	mm	9224	9448	9448	9269	9493	9493
	ft/in	30'4"	31'0"	31'0"	30'5"	31'2"	31'2"
B† Overall Height with Bucket at Maximum Lift	mm	6200	6200	6200	6036	6036	6036
	ft/in	20'5"	20'5"	20'5"	19'10"	19'10"	19'10"
Loader Clearance Circle Radius with Bucket at Carry Position	mm	7596	7685	7685	7608	7697	7697
	ft/in	25'0"	25'3"	25'3"	25'0"	25'4"	25'4"
Static Tipping Load, Straight (With tire deflection)	kg	18 652	18 467	18 725	18 677	18 491	20 751
	lb	41,109	40,701	41,270	41,166	40,756	45,737
Static Tipping Load, Straight (No tire deflection)	kg	19 837	19 650	19 910	19 868	19 680	22 319
	lb	43,721	43,309	43,881	43,789	43,375	49,192
Static Tipping Load, Articulated (With tire deflection)	kg	16 269	16 084	16 323	16 297	16 111	18 083
	lb	35,857	35,449	35,976	35,919	35,509	39,856
Static Tipping Load, Articulated (No tire deflection)	kg	17 472	17 285	17 524	17 505	17 317	19 653
	lb	38,508	38,096	38,625	38,582	38,168	43,316
Breakout Force (§)	kN	202	201	214	196	194	207
	lbf	45,479	45,172	48,225	44,072	43,765	46,653
Operating Weight*	kg	24 962	25 100	24 937	24 890	25 028	24 865
	lb	55,016	55,320	54,961	54,858	55,162	54,802

\* Static tipping loads and operating weights shown are based on a machine configuration with Bridgestone 26.5R25 VJT L3 radial tires, full fluids, operator, standard counterweight, ride control, cold start, roading fenders, Product Link, manual diff lock/open axles (front and rear), power train guard, secondary steering and sound suppression.

† Illustration shown with Dimension charts.

\*\*\* Rock bucket specifications are given on Bridgestone 26.5R25 VSDL L5 radial tires.

(§) Measured 100 mm (4") behind tip of cutting edge with bucket hinge pin as pivot point in accordance with ISO 14397-2:2007.

(With tire deflection) Full compliance to ISO 14397-1:2007 Sections 1 thru 6, which requires 2% verification between calculations and testing.

(No tire deflection) Compliance to ISO 14397-1:2007 Sections 1 thru 5.

Other buckets are available and offerings vary by region. Consult your local Cat dealer for further details.

# 972 XE Wheel Loader Specifications

## Operating Specifications – Buckets *(continued)*

Linkage		Standard Linkage					
Bucket Type		General Purpose – Pin-On					
Edge Type		Bolt-On Cutting Edges	Teeth and Segments	Tips	Bolt-On Cutting Edges	Bolt-On Cutting Edges	
Capacity – Rated	m <sup>3</sup>	5.00	5.00	4.80	5.10	5.30	
	yd <sup>3</sup>	6.50	6.50	6.25	6.75	7.00	
Capacity – Rated at 110% Fill Factor	m <sup>3</sup>	5.50	5.50	5.30	5.60	5.80	
	yd <sup>3</sup>	7.25	7.25	7.00	7.25	7.50	
Width	mm	3220	3271	3271	3357	3357	
	ft/in	10'6"	10'8"	10'8"	11'0"	11'0"	
<b>16†</b> Dump Clearance at Maximum Lift and 45° Discharge	mm	3142	2987	2987	3128	3104	
	ft/in	10'3"	9'9"	9'9"	10'3"	10'2"	
<b>17†</b> Reach at Maximum Lift and 45° Discharge	mm	1369	1505	1505	1369	1395	
	ft/in	4'5"	4'11"	4'11"	4'5"	4'6"	
Reach at Level Lift Arm and Bucket Level	mm	3034	3239	3239	3043	3080	
	ft/in	9'11"	10'7"	10'7"	9'11"	10'1"	
<b>A†</b> Digging Depth	mm	98	98	68	108	103	
	in	3.8"	3.8"	2.6"	4.2"	4.0"	
<b>12†</b> Overall Length	mm	9292	9516	9516	9309	9342	
	ft/in	30'6"	31'3"	31'3"	30'7"	30'8"	
<b>B†</b> Overall Height with Bucket at Maximum Lift	mm	6289	6289	6289	6233	6269	
	ft/in	20'8"	20'8"	20'8"	20'6"	20'7"	
Loader Clearance Circle Radius with Bucket at Carry Position	mm	7614	7704	7704	7684	7692	
	ft/in	25'0"	25'4"	25'4"	25'3"	25'3"	
Static Tipping Load, Straight (With tire deflection)	kg	18 776	18 590	18 827	18 309	18 232	
	lb	41,384	40,972	41,496	40,354	40,184	
Static Tipping Load, Straight (No tire deflection)	kg	19 969	19 780	20 019	19 495	19 423	
	lb	44,012	43,596	44,123	42,967	42,808	
Static Tipping Load, Articulated (With tire deflection)	kg	16 396	16 210	16 431	15 933	15 859	
	lb	36,138	35,726	36,214	35,118	34,953	
Static Tipping Load, Articulated (No tire deflection)	kg	17 605	17 416	17 638	17 137	17 067	
	lb	38,802	38,386	38,874	37,770	37,617	
Breakout Force (§)	kN	198	197	210	190	185	
	lbf	44,631	44,324	47,204	42,780	41,668	
Operating Weight*	kg	25 003	25 141	24 978	25 189	25 235	
	lb	55,107	55,411	55,051	55,516	55,617	

\*Static tipping loads and operating weights shown are based on a machine configuration with Bridgestone 26.5R25 VJT L3 radial tires, full fluids, operator, standard counterweight, ride control, cold start, roading fenders, Product Link, manual diff lock/open axles (front and rear), power train guard, secondary steering and sound suppression.

† Illustration shown with Dimension charts.

\*\*\*Rock bucket specifications are given on Bridgestone 26.5R25 VSDL L5 radial tires.

(§) Measured 100 mm (4") behind tip of cutting edge with bucket hinge pin as pivot point in accordance with ISO 14397-2:2007.

(With tire deflection) Full compliance to ISO 14397-1:2007 Sections 1 thru 6, which requires 2% verification between calculations and testing.

(No tire deflection) Compliance to ISO 14397-1:2007 Sections 1 thru 5.

Other buckets are available and offerings vary by region. Consult your local Cat dealer for further details.

# 972 XE Wheel Loader Specifications

## Operating Specifications – Buckets *(continued)*

Linkage		Standard Linkage		
Bucket Type		General Purpose – Pin-On – Abrasion		
Edge Type		Bolt-On Cutting Edges	Bolt-On Cutting Edges	Bolt-On Cutting Edges
Capacity – Rated	m <sup>3</sup>	5.10	5.30	5.50
	yd <sup>3</sup>	6.75	7.00	7.25
Capacity – Rated at 110% Fill Factor	m <sup>3</sup>	5.60	5.80	6.10
	yd <sup>3</sup>	7.25	7.50	8.00
Width	mm	3357	3357	3357
	ft/in	11'0"	11'0"	11'0"
16† Dump Clearance at Maximum Lift and 45° Discharge	mm	3132	3105	3077
	ft/in	10'3"	10'2"	10'1"
17† Reach at Maximum Lift and 45° Discharge	mm	1372	1396	1421
	ft/in	4'6"	4'6"	4'7"
Reach at Level Lift Arm and Bucket Level	mm	3043	3080	3118
	ft/in	9'11"	10'1"	10'2"
A† Digging Depth	mm	103	103	103
	in	4.0"	4.0"	4.0"
12† Overall Length	mm	9305	9342	9380
	ft/in	30'7"	30'8"	30'10"
B† Overall Height with Bucket at Maximum Lift	mm	6240	6277	6298
	ft/in	20'6"	20'8"	20'8"
Loader Clearance Circle Radius with Bucket at Carry Position	mm	7681	7691	7701
	ft/in	25'3"	25'3"	25'4"
Static Tipping Load, Straight (With tire deflection)	kg	18 295	18 221	18 153
	lb	40,322	40,160	40,010
Static Tipping Load, Straight (No tire deflection)	kg	19 480	19 411	19 349
	lb	42,934	42,783	42,646
Static Tipping Load, Articulated (With tire deflection)	kg	15 919	15 848	15 782
	lb	35,087	34,930	34,784
Static Tipping Load, Articulated (No tire deflection)	kg	17 122	17 056	16 996
	lb	37,738	37,593	37,459
Breakout Force (§)	kN	190	185	180
	lbf	42,753	41,648	40,570
Operating Weight*	kg	25 199	25 241	25 279
	lb	55,538	55,631	55,715

\* Static tipping loads and operating weights shown are based on a machine configuration with Bridgestone 26.5R25 VJT L3 radial tires, full fluids, operator, standard counterweight, ride control, cold start, roading fenders, Product Link, manual diff lock/open axles (front and rear), power train guard, secondary steering and sound suppression.

† Illustration shown with Dimension charts.

\*\*\*Rock bucket specifications are given on Bridgestone 26.5R25 VSDL L5 radial tires.

(§) Measured 100 mm (4") behind tip of cutting edge with bucket hinge pin as pivot point in accordance with ISO 14397-2:2007.

(With tire deflection) Full compliance to ISO 14397-1:2007 Sections 1 thru 6, which requires 2% verification between calculations and testing.

(No tire deflection) Compliance to ISO 14397-1:2007 Sections 1 thru 5.

Other buckets are available and offerings vary by region. Consult your local Cat dealer for further details.

# 972 XE Wheel Loader Specifications

## Operating Specifications – Buckets *(continued)*

Linkage		Standard Linkage					
Bucket Type		General Purpose – Hook-on – Fusion™					
Edge Type		Bolt-On Cutting Edges	Teeth and Segments	Tips	Bolt-On Cutting Edges	Teeth and Segments	Tips
Capacity – Rated	m <sup>3</sup>	4.20	4.20	4.00	4.40	4.40	4.20
	yd <sup>3</sup>	5.50	5.50	5.25	5.75	5.75	5.50
Capacity – Rated at 110% Fill Factor	m <sup>3</sup>	4.60	4.60	4.40	4.80	4.80	4.60
	yd <sup>3</sup>	6.00	6.00	5.75	6.25	6.25	6.00
Width	mm	3220	3271	3271	3220	3271	3271
	ft/in	10'6"	10'8"	10'8"	10'6"	10'8"	10'8"
<b>16†</b> Dump Clearance at Maximum Lift and 45° Discharge	mm	3200	3046	3046	3205	3052	3052
	ft/in	10'5"	9'11"	9'11"	10'6"	10'0"	10'0"
<b>17†</b> Reach at Maximum Lift and 45° Discharge	mm	1329	1466	1466	1324	1462	1462
	ft/in	4'4"	4'9"	4'9"	4'4"	4'9"	4'9"
Reach at Level Lift Arm and Bucket Level	mm	2962	3167	3167	2955	3160	3160
	ft/in	9'8"	10'4"	10'4"	9'8"	10'4"	10'4"
<b>A†</b> Digging Depth	mm	98	98	68	98	98	68
	in	3.8"	3.8"	2.6"	3.8"	3.8"	2.6"
<b>12†</b> Overall Length	mm	9220	9444	9444	9213	9437	9437
	ft/in	30'3"	31'0"	31'0"	30'3"	31'0"	31'0"
<b>B†</b> Overall Height with Bucket at Maximum Lift	mm	6041	6041	6041	6210	6210	6210
	ft/in	19'10"	19'10"	19'10"	20'5"	20'5"	20'5"
Loader Clearance Circle Radius with Bucket at Carry Position	mm	7611	7705	7705	7609	7702	7702
	ft/in	25'0"	25'4"	25'4"	25'0"	25'4"	25'4"
Static Tipping Load, Straight (With tire deflection)	kg	18 251	18 067	18 423	18 254	18 071	18 433
	lb	40,225	39,821	40,605	40,233	39,829	40,626
Static Tipping Load, Straight (No tire deflection)	kg	19 416	19 231	19 600	19 431	19 245	19 621
	lb	42,794	42,386	43,199	42,827	42,418	43,246
Static Tipping Load, Articulated (With tire deflection)	kg	15 886	15 703	16 041	15 884	15 700	16 043
	lb	35,014	34,610	35,354	35,009	34,604	35,360
Static Tipping Load, Articulated (No tire deflection)	kg	17 070	16 885	17 236	17 078	16 893	17 250
	lb	37,623	37,215	37,988	37,641	37,232	38,019
Breakout Force (§)	kN	203	201	215	203	202	216
	lbf	45,612	45,305	48,373	45,785	45,478	48,571
Operating Weight*	kg	25 276	25 414	25 251	25 318	25 456	25 293
	lb	55,708	56,012	55,652	55,801	56,105	55,745

\* Static tipping loads and operating weights shown are based on a machine configuration with Bridgestone 26.5R25 VJT L3 radial tires, full fluids, operator, standard counterweight, ride control, cold start, roading fenders, Product Link, manual diff lock/open axles (front and rear), power train guard, secondary steering and sound suppression.

† Illustration shown with Dimension charts.

\*\*\* Rock bucket specifications are given on Bridgestone 26.5R25 VSDL L5 radial tires.

(§) Measured 100 mm (4") behind tip of cutting edge with bucket hinge pin as pivot point in accordance with ISO 14397-2:2007.

(With tire deflection) Full compliance to ISO 14397-1:2007 Sections 1 thru 6, which requires 2% verification between calculations and testing.

(No tire deflection) Compliance to ISO 14397-1:2007 Sections 1 thru 5.

Other buckets are available and offerings vary by region. Consult your local Cat dealer for further details.

# 972 XE Wheel Loader Specifications

## Operating Specifications – Buckets *(continued)*

Linkage		Standard Linkage					
Bucket Type		General Purpose – Hook-on – Fusion					
Edge Type		Bolt-On Cutting Edges	Teeth and Segments	Tips	Bolt-On Cutting Edges	Teeth and Segments	Tips
Capacity – Rated	m <sup>3</sup>	4.60	4.60	4.40	4.80	4.80	4.60
	yd <sup>3</sup>	6.00	6.00	5.75	6.25	6.25	6.00
Capacity – Rated at 110% Fill Factor	m <sup>3</sup>	5.10	5.10	4.80	5.30	5.30	5.10
	yd <sup>3</sup>	6.75	6.75	6.25	7.00	7.00	6.75
Width	mm	3220	3271	3271	3220	3271	3271
	ft/in	10'6"	10'8"	10'8"	10'6"	10'8"	10'8"
<b>16</b> † Dump Clearance at Maximum Lift and 45° Discharge	mm	3162	3008	3008	3135	2980	2980
	ft/in	10'4"	9'10"	9'10"	10'3"	9'9"	9'9"
<b>17</b> † Reach at Maximum Lift and 45° Discharge	mm	1359	1497	1497	1381	1517	1517
	ft/in	4'5"	4'10"	4'10"	4'6"	4'11"	4'11"
Reach at Level Lift Arm and Bucket Level	mm	3012	3217	3217	3047	3252	3252
	ft/in	9'10"	10'6"	10'6"	9'11"	10'8"	10'8"
<b>A</b> † Digging Depth	mm	98	98	68	98	98	68
	in	3.8"	3.8"	2.6"	3.8"	3.8"	2.6"
<b>12</b> † Overall Length	mm	9270	9494	9494	9305	9529	9529
	ft/in	30'5"	31'2"	31'2"	30'7"	31'4"	31'4"
<b>B</b> † Overall Height with Bucket at Maximum Lift	mm	6216	6216	6216	6275	6275	6275
	ft/in	20'5"	20'5"	20'5"	20'8"	20'8"	20'8"
Loader Clearance Circle Radius with Bucket at Carry Position	mm	7626	7719	7719	7636	7730	7730
	ft/in	25'1"	25'4"	25'4"	25'1"	25'5"	25'5"
Static Tipping Load, Straight (With tire deflection)	kg	18 103	17 918	18 274	18 095	17 910	18 264
	lb	39,899	39,493	40,276	39,882	39,474	40,254
Static Tipping Load, Straight (No tire deflection)	kg	19 277	19 091	19 460	19 275	19 088	19 456
	lb	42,488	42,077	42,890	42,483	42,070	42,881
Static Tipping Load, Articulated (With tire deflection)	kg	15 742	15 557	15 895	15 735	15 549	15 886
	lb	34,696	34,289	35,034	34,680	34,272	35,014
Static Tipping Load, Articulated (No tire deflection)	kg	16 935	16 748	17 099	16 933	16 746	17 096
	lb	37,325	36,914	37,687	37,321	36,908	37,680
Breakout Force (§)	kN	195	194	207	190	189	201
	lbf	43,938	43,631	46,509	42,894	42,587	45,347
Operating Weight*	kg	25 377	25 515	25 352	25 372	25 510	25 347
	lb	55,930	56,234	55,874	55,919	56,223	55,863

\* Static tipping loads and operating weights shown are based on a machine configuration with Bridgestone 26.5R25 VJT L3 radial tires, full fluids, operator, standard counterweight, ride control, cold start, roading fenders, Product Link, manual diff lock/open axles (front and rear), power train guard, secondary steering and sound suppression.

† Illustration shown with Dimension charts.

\*\*\* Rock bucket specifications are given on Bridgestone 26.5R25 VSDL L5 radial tires.

(§) Measured 100 mm (4") behind tip of cutting edge with bucket hinge pin as pivot point in accordance with ISO 14397-2:2007.

(With tire deflection) Full compliance to ISO 14397-1:2007 Sections 1 thru 6, which requires 2% verification between calculations and testing.

(No tire deflection) Compliance to ISO 14397-1:2007 Sections 1 thru 5.

Other buckets are available and offerings vary by region. Consult your local Cat dealer for further details.

# 972 XE Wheel Loader Specifications

## Operating Specifications – Buckets *(continued)*

Linkage		Standard Linkage					
Bucket Type		General Purpose – Hook-on – Fusion				General Purpose – Hook-on – Volvo Large	
Edge Type		Bolt-On Cutting Edges	Teeth and Segments	Tips	Bolt-On Cutting Edges	Bolt-On Cutting Edges	
Capacity – Rated	m <sup>3</sup>	5.00	5.00	4.80	4.00	4.40	
	yd <sup>3</sup>	6.50	6.50	6.25	5.25	5.75	
Capacity – Rated at 110% Fill Factor	m <sup>3</sup>	5.50	5.50	5.30	4.40	4.80	
	yd <sup>3</sup>	7.25	7.25	7.00	5.75	6.25	
Width	mm	3220	3271	3271	3220	3220	
	ft/in	10'6"	10'8"	10'8"	10'6"	10'6"	
<b>16†</b> Dump Clearance at Maximum Lift and 45° Discharge	mm	3111	2956	2956	3133	3070	
	ft/in	10'2"	9'8"	9'8"	10'3"	10'0"	
<b>17†</b> Reach at Maximum Lift and 45° Discharge	mm	1402	1538	1538	1436	1482	
	ft/in	4'7"	5'0"	5'0"	4'8"	4'10"	
Reach at Level Lift Arm and Bucket Level	mm	3079	3284	3284	3084	3164	
	ft/in	10'1"	10'9"	10'9"	10'1"	10'4"	
<b>A†</b> Digging Depth	mm	98	98	68	92	92	
	in	3.8"	3.8"	2.6"	3.6"	3.6"	
<b>12†</b> Overall Length	mm	9337	9561	9561	9338	9418	
	ft/in	30'8"	31'5"	31'5"	30'8"	30'11"	
<b>B†</b> Overall Height with Bucket at Maximum Lift	mm	6301	6301	6301	6207	6324	
	ft/in	20'9"	20'9"	20'9"	20'5"	20'9"	
Loader Clearance Circle Radius with Bucket at Carry Position	mm	7646	7740	7740	7630	7654	
	ft/in	25'1"	25'5"	25'5"	25'1"	25'2"	
Static Tipping Load, Straight (With tire deflection)	kg	17 976	17 790	18 142	17 052	16 895	
	lb	39,619	39,209	39,986	37,583	37,238	
Static Tipping Load, Straight (No tire deflection)	kg	19 159	18 970	19 336	18 136	17 993	
	lb	42,226	41,811	42,618	39,972	39,656	
Static Tipping Load, Articulated (With tire deflection)	kg	15 617	15 431	15 766	14 807	14 654	
	lb	34,420	34,010	34,749	32,634	32,297	
Static Tipping Load, Articulated (No tire deflection)	kg	16 818	16 630	16 978	15 913	15 773	
	lb	37,068	36,653	37,420	35,072	34,763	
Breakout Force(§)	kN	186	185	196	184	174	
	lbf	41,878	41,571	44,223	41,406	39,186	
Operating Weight*	kg	25 463	25 600	25 437	25 481	25 587	
	lb	56,119	56,423	56,063	56,159	56,393	

\* Static tipping loads and operating weights shown are based on a machine configuration with Bridgestone 26.5R25 VJT L3 radial tires, full fluids, operator, standard counterweight, ride control, cold start, roading fenders, Product Link, manual diff lock/open axles (front and rear), power train guard, secondary steering and sound suppression.

† Illustration shown with Dimension charts.

\*\*\* Rock bucket specifications are given on Bridgestone 26.5R25 VSDL L5 radial tires.

(§) Measured 100 mm (4") behind tip of cutting edge with bucket hinge pin as pivot point in accordance with ISO 14397-2:2007.

(With tire deflection) Full compliance to ISO 14397-1:2007 Sections 1 thru 6, which requires 2% verification between calculations and testing.

(No tire deflection) Compliance to ISO 14397-1:2007 Sections 1 thru 5.

Other buckets are available and offerings vary by region. Consult your local Cat dealer for further details.

# 972 XE Wheel Loader Specifications

## Operating Specifications – Buckets *(continued)*

Linkage		Standard Linkage					
Bucket Type		Flat Floor – Pin-On					
Edge Type		Bolt-On Cutting Edges	Teeth and Segments	Tips	Bolt-On Cutting Edges	Teeth and Segments	Tips
Capacity – Rated	m <sup>3</sup>	4.60	4.60	4.40	4.80	4.80	4.60
	yd <sup>3</sup>	6.00	6.00	5.75	6.25	6.25	6.00
Capacity – Rated at 110% Fill Factor	m <sup>3</sup>	5.10	5.10	4.80	5.30	5.30	5.10
	yd <sup>3</sup>	6.75	6.75	6.25	7.00	7.00	6.75
Width	mm	3220	3271	3271	3220	3271	3271
	ft/in	10'6"	10'8"	10'8"	10'6"	10'8"	10'8"
<b>16†</b> Dump Clearance at Maximum Lift and 45° Discharge	mm	3125	2962	2962	3104	2941	2941
	ft/in	10'3"	9'8"	9'8"	10'2"	9'7"	9'7"
<b>17†</b> Reach at Maximum Lift and 45° Discharge	mm	1248	1375	1375	1269	1396	1396
	ft/in	4'1"	4'6"	4'6"	4'1"	4'6"	4'6"
Reach at Level Lift Arm and Bucket Level	mm	2976	3181	3181	3006	3211	3211
	ft/in	9'9"	10'5"	10'5"	9'10"	10'6"	10'6"
<b>A†</b> Digging Depth	mm	98	98	68	98	98	68
	in	3.8"	3.8"	2.6"	3.8"	3.8"	2.6"
<b>12†</b> Overall Length	mm	9234	9458	9458	9264	9488	9488
	ft/in	30'4"	31'1"	31'1"	30'5"	31'2"	31'2"
<b>B†</b> Overall Height with Bucket at Maximum Lift	mm	6167	6167	6167	6198	6198	6198
	ft/in	20'3"	20'3"	20'3"	20'5"	20'5"	20'5"
Loader Clearance Circle Radius with Bucket at Carry Position	mm	7599	7687	7687	7607	7696	7696
	ft/in	25'0"	25'3"	25'3"	25'0"	25'3"	25'3"
Static Tipping Load, Straight (With tire deflection)	kg	18 605	18 420	18 773	18 553	18 368	18 605
	lb	41,007	40,599	41,376	40,892	40,484	41,005
Static Tipping Load, Straight (No tire deflection)	kg	19 771	19 584	19 950	19 725	19 537	19 776
	lb	43,577	43,165	43,970	43,474	43,061	43,586
Static Tipping Load, Articulated (With tire deflection)	kg	16 233	16 048	16 382	16 182	15 997	16 216
	lb	35,778	35,370	36,108	35,666	35,257	35,741
Static Tipping Load, Articulated (No tire deflection)	kg	17 417	17 230	17 577	17 372	17 184	17 405
	lb	38,388	37,976	38,741	38,288	37,875	38,360
Breakout Force (§)	kN	201	199	213	196	195	208
	lbf	45,185	44,876	47,895	44,213	43,906	46,811
Operating Weight*	kg	24 936	25 074	24 911	24 970	25 108	24 945
	lb	54,958	55,262	54,902	55,034	55,338	54,978

\* Static tipping loads and operating weights shown are based on a machine configuration with Bridgestone 26.5R25 VJT L3 radial tires, full fluids, operator, standard counterweight, ride control, cold start, roading fenders, Product Link, manual diff lock/open axles (front and rear), power train guard, secondary steering and sound suppression.

† Illustration shown with Dimension charts.

\*\*\* Rock bucket specifications are given on Bridgestone 26.5R25 VSDL L5 radial tires.

(§) Measured 100 mm (4") behind tip of cutting edge with bucket hinge pin as pivot point in accordance with ISO 14397-2:2007.

(With tire deflection) Full compliance to ISO 14397-1:2007 Sections 1 thru 6, which requires 2% verification between calculations and testing.

(No tire deflection) Compliance to ISO 14397-1:2007 Sections 1 thru 5.

Other buckets are available and offerings vary by region. Consult your local Cat dealer for further details.

## Operating Specifications – Buckets *(continued)*

Linkage		Standard Linkage					
Bucket Type		Flat Floor – Pin-On					
Edge Type		Bolt-On Cutting Edges	Teeth and Segments	Tips	Bolt-On Cutting Edges	Teeth and Segments	Tips
Capacity – Rated	m <sup>3</sup>	5.00	5.00	4.80	5.20	5.20	5.00
	yd <sup>3</sup>	6.50	6.50	6.25	6.75	6.75	6.50
Capacity – Rated at 110% Fill Factor	m <sup>3</sup>	5.50	5.50	5.30	5.70	5.70	5.50
	yd <sup>3</sup>	7.25	7.25	7.00	7.50	7.50	7.25
Width	mm	3220	3271	3271	3220	3271	3271
	ft/in	10'6"	10'8"	10'8"	10'6"	10'8"	10'8"
16† Dump Clearance at Maximum Lift and 45° Discharge	mm	3075	2913	2913	3054	2891	2891
	ft/in	10'1"	9'6"	9'6"	10'0"	9'5"	9'5"
17† Reach at Maximum Lift and 45° Discharge	mm	1297	1424	1424	1318	1445	1445
	ft/in	4'3"	4'8"	4'8"	4'3"	4'8"	4'8"
Reach at Level Lift Arm and Bucket Level	mm	3046	3251	3251	3076	3281	3281
	ft/in	9'11"	10'8"	10'8"	10'1"	10'9"	10'9"
A† Digging Depth	mm	98	98	68	98	98	68
	in	3.8"	3.8"	2.6"	3.8"	3.8"	2.6"
12† Overall Length	mm	9304	9528	9528	9334	9558	9558
	ft/in	30'7"	31'4"	31'4"	30'8"	31'5"	31'5"
B† Overall Height with Bucket at Maximum Lift	mm	6228	6228	6228	6270	6270	6270
	ft/in	20'6"	20'6"	20'6"	20'7"	20'7"	20'7"
Loader Clearance Circle Radius with Bucket at Carry Position	mm	7618	7707	7707	7626	7715	7715
	ft/in	25'0"	25'4"	25'4"	25'1"	25'4"	25'4"
Static Tipping Load, Straight (With tire deflection)	kg	18 479	18 293	18 626	18 426	18 239	18 584
	lb	40,729	40,318	41,052	40,612	40,200	40,959
Static Tipping Load, Straight (No tire deflection)	kg	19 657	19 469	19 813	19 609	19 420	19 777
	lb	43,325	42,910	43,669	43,220	42,803	43,590
Static Tipping Load, Articulated (With tire deflection)	kg	16 109	15 923	16 239	16 058	15 871	16 198
	lb	35,506	35,095	35,791	35,392	34,979	35,700
Static Tipping Load, Articulated (No tire deflection)	kg	17 306	17 118	17 444	17 259	17 070	17 409
	lb	38,142	37,728	38,447	38,040	37,623	38,371
Breakout Force (§)	kN	191	189	202	187	185	197
	lbf	42,965	42,658	45,423	42,071	41,764	44,432
Operating Weight*	kg	25 020	25 158	24 995	25 055	25 193	25 030
	lb	55,144	55,448	55,088	55,221	55,525	55,165

\* Static tipping loads and operating weights shown are based on a machine configuration with Bridgestone 26.5R25 VJT L3 radial tires, full fluids, operator, standard counterweight, ride control, cold start, roading fenders, Product Link, manual diff lock/open axles (front and rear), power train guard, secondary steering and sound suppression.

† Illustration shown with Dimension charts.

\*\*\* Rock bucket specifications are given on Bridgestone 26.5R25 VSDL L5 radial tires.

(§) Measured 100 mm (4") behind tip of cutting edge with bucket hinge pin as pivot point in accordance with ISO 14397-2:2007.

(With tire deflection) Full compliance to ISO 14397-1:2007 Sections 1 thru 6, which requires 2% verification between calculations and testing.

(No tire deflection) Compliance to ISO 14397-1:2007 Sections 1 thru 5.

Other buckets are available and offerings vary by region. Consult your local Cat dealer for further details.

# 972 XE Wheel Loader Specifications

## Operating Specifications – Buckets *(continued)*

Linkage		Standard Linkage					
Bucket Type	Edge Type	Flat Floor – Pin-On – BGE – STD			Flat Floor – Pin-On – BGE – STD – FMT		
		Bolt-On Cutting Edges	Bolt-On Cutting Edges	Bolt-On Cutting Edges	Tips	Tips	Tips
Capacity – Rated	m <sup>3</sup>	4.60	4.80	5.00	4.40	4.80	5.00
	yd <sup>3</sup>	6.00	6.25	6.50	5.75	6.25	6.50
Capacity – Rated at 110% Fill Factor	m <sup>3</sup>	5.10	5.30	5.50	4.80	5.30	5.50
	yd <sup>3</sup>	6.75	7.00	7.25	6.25	7.00	7.25
Width	mm	3220	3220	3238	3312	3312	3312
	ft/in	10'6"	10'6"	10'7"	10'10"	10'10"	10'10"
<b>16</b> † Dump Clearance at Maximum Lift and 45° Discharge	mm	3121	3104	3075	2981	2935	2914
	ft/in	10'2"	10'2"	10'1"	9'9"	9'7"	9'6"
<b>17</b> † Reach at Maximum Lift and 45° Discharge	mm	1251	1269	1297	1425	1471	1492
	ft/in	4'1"	4'1"	4'3"	4'8"	4'9"	4'10"
Reach at Level Lift Arm and Bucket Level	mm	2981	3006	3046	3203	3268	3298
	ft/in	9'9"	9'10"	9'11"	10'6"	10'8"	10'9"
<b>A</b> † Digging Depth	mm	98	98	98	73	73	73
	in	3.8"	3.8"	3.8"	2.8"	2.8"	2.8"
<b>12</b> † Overall Length	mm	9239	9264	9304	9443	9508	9538
	ft/in	30'4"	30'5"	30'7"	31'0"	31'3"	31'4"
<b>B</b> † Overall Height with Bucket at Maximum Lift	mm	6202	6192	6218	6202	6263	6263
	ft/in	20'5"	20'4"	20'5"	20'5"	20'7"	20'7"
Loader Clearance Circle Radius with Bucket at Carry Position	mm	7600	7607	7626	7694	7712	7721
	ft/in	25'0"	25'0"	25'1"	25'3"	25'4"	25'4"
Static Tipping Load, Straight (With tire deflection)	kg	17 741	17 934	17 843	17 899	18 011	17 899
	lb	39,103	39,528	39,328	39,450	39,697	39,450
Static Tipping Load, Straight (No tire deflection)	kg	18 868	19 089	19 003	19 036	19 189	19 077
	lb	41,586	42,074	41,884	41,956	42,293	42,045
Static Tipping Load, Articulated (With tire deflection)	kg	15 405	15 572	15 484	15 545	15 631	15 523
	lb	33,952	34,322	34,128	34,261	34,451	34,213
Static Tipping Load, Articulated (No tire deflection)	kg	16 551	16 746	16 663	16 701	16 827	16 719
	lb	36,478	36,908	36,725	36,810	37,086	36,848
Breakout Force(§)	kN	198	194	189	209	199	195
	lbf	44,511	43,774	42,543	47,132	44,895	43,864
Operating Weight*	kg	25 474	25 451	25 514	25 458	25 514	25 586
	lb	56,144	56,094	56,233	56,109	56,233	56,391

\* Static tipping loads and operating weights shown are based on a machine configuration with Bridgestone 26.5R25 VJT L3 radial tires, full fluids, operator, standard counterweight, ride control, cold start, roading fenders, Product Link, manual diff lock/open axles (front and rear), power train guard, secondary steering and sound suppression.

† Illustration shown with Dimension charts.

\*\*\* Rock bucket specifications are given on Bridgestone 26.5R25 VSDL L5 radial tires.

(§) Measured 100 mm (4") behind tip of cutting edge with bucket hinge pin as pivot point in accordance with ISO 14397-2:2007.

(With tire deflection) Full compliance to ISO 14397-1:2007 Sections 1 thru 6, which requires 2% verification between calculations and testing.

(No tire deflection) Compliance to ISO 14397-1:2007 Sections 1 thru 5.

Other buckets are available and offerings vary by region. Consult your local Cat dealer for further details.

# 972 XE Wheel Loader Specifications

## Operating Specifications – Buckets *(continued)*

Linkage		Standard Linkage					
Bucket Type		Flat Floor – Pin-On – Abrasion					
Edge Type		Bolt-On Cutting Edges	Teeth and Segments	Tips	Bolt-On Cutting Edges	Teeth and Segments	Tips
Capacity – Rated	m <sup>3</sup>	4.60	4.60	4.40	4.80	4.80	4.60
	yd <sup>3</sup>	6.00	6.00	5.75	6.25	6.25	6.00
Capacity – Rated at 110% Fill Factor	m <sup>3</sup>	5.10	5.10	4.80	5.30	5.30	5.10
	yd <sup>3</sup>	6.75	6.75	6.25	7.00	7.00	6.75
Width	mm	3220	3271	3271	3220	3271	3271
	ft/in	10'6"	10'8"	10'8"	10'6"	10'8"	10'8"
16† Dump Clearance at Maximum Lift and 45° Discharge	mm	3125	2962	2962	3104	2941	2941
	ft/in	10'3"	9'8"	9'8"	10'2"	9'7"	9'7"
17† Reach at Maximum Lift and 45° Discharge	mm	1248	1375	1375	1269	1396	1396
	ft/in	4'1"	4'6"	4'6"	4'1"	4'6"	4'6"
Reach at Level Lift Arm and Bucket Level	mm	2976	3181	3181	3006	3211	3211
	ft/in	9'9"	10'5"	10'5"	9'10"	10'6"	10'6"
A† Digging Depth	mm	98	98	68	98	98	68
	in	3.8"	3.8"	2.6"	3.8"	3.8"	2.6"
12† Overall Length	mm	9234	9458	9458	9264	9488	9488
	ft/in	30'4"	31'1"	31'1"	30'5"	31'2"	31'2"
B† Overall Height with Bucket at Maximum Lift	mm	6167	6167	6167	6198	6198	6198
	ft/in	20'3"	20'3"	20'3"	20'5"	20'5"	20'5"
Loader Clearance Circle Radius with Bucket at Carry Position	mm	7599	7687	7687	7607	7696	7696
	ft/in	25'0"	25'3"	25'3"	25'0"	25'3"	25'3"
Static Tipping Load, Straight (With tire deflection)	kg	18 461	18 277	18 606	18 405	18 220	18 577
	lb	40,688	40,282	41,007	40,566	40,158	40,945
Static Tipping Load, Straight (No tire deflection)	kg	19 626	19 440	19 780	19 576	19 389	19 759
	lb	43,257	42,846	43,595	43,145	42,733	43,550
Static Tipping Load, Articulated (With tire deflection)	kg	16 088	15 904	16 215	16 034	15 848	16 188
	lb	35,459	35,053	35,739	35,339	34,930	35,679
Static Tipping Load, Articulated (No tire deflection)	kg	17 272	17 086	17 407	17 223	17 035	17 388
	lb	38,068	37,658	38,366	37,959	37,547	38,324
Breakout Force (§)	kN	200	199	212	196	194	207
	lbf	45,052	44,745	47,755	44,075	43,768	46,666
Operating Weight*	kg	25 077	25 215	25 052	25 114	25 252	25 089
	lb	55,269	55,573	55,214	55,351	55,655	55,296

\* Static tipping loads and operating weights shown are based on a machine configuration with Bridgestone 26.5R25 VJT L3 radial tires, full fluids, operator, standard counterweight, ride control, cold start, roading fenders, Product Link, manual diff lock/open axles (front and rear), power train guard, secondary steering and sound suppression.

† Illustration shown with Dimension charts.

\*\*\* Rock bucket specifications are given on Bridgestone 26.5R25 VSDL L5 radial tires.

(§) Measured 100 mm (4") behind tip of cutting edge with bucket hinge pin as pivot point in accordance with ISO 14397-2:2007.

(With tire deflection) Full compliance to ISO 14397-1:2007 Sections 1 thru 6, which requires 2% verification between calculations and testing.

(No tire deflection) Compliance to ISO 14397-1:2007 Sections 1 thru 5.

Other buckets are available and offerings vary by region. Consult your local Cat dealer for further details.

# 972 XE Wheel Loader Specifications

## Operating Specifications – Buckets (continued)

Linkage		Standard Linkage						
Bucket Type		Flat Floor – Pin-On – Abrasion						
Edge Type		Bolt-On Cutting Edges	Teeth and Segments	Tips	Bolt-On Cutting Edges	Teeth and Segments	Tips	Bolt-On Cutting Edges
Capacity – Rated	m <sup>3</sup>	5.00	5.00	4.80	5.20	5.20	5.00	5.40
	yd <sup>3</sup>	6.50	6.50	6.25	6.75	6.75	6.50	7.00
Capacity – Rated at 110% Fill Factor	m <sup>3</sup>	5.50	5.50	5.30	5.70	5.70	5.50	5.90
	yd <sup>3</sup>	7.25	7.25	7.00	7.50	7.50	7.25	7.75
Width	mm	3220	3271	3271	3220	3271	3271	3230
	ft/in	10'6"	10'8"	10'8"	10'6"	10'8"	10'8"	10'7"
<b>16</b> † Dump Clearance at Maximum Lift and 45° Discharge	mm	3075	2913	2913	3054	2891	2891	3026
	ft/in	10'1"	9'6"	9'6"	10'0"	9'5"	9'5"	9'11"
<b>17</b> † Reach at Maximum Lift and 45° Discharge	mm	1297	1424	1424	1318	1445	1445	1340
	ft/in	4'3"	4'8"	4'8"	4'3"	4'8"	4'8"	4'4"
Reach at Level Lift Arm and Bucket Level	mm	3046	3251	3251	3076	3281	3281	3111
	ft/in	9'11"	10'8"	10'8"	10'1"	10'9"	10'9"	10'2"
<b>A</b> † Digging Depth	mm	98	98	68	98	98	68	103
	in	3.8"	3.8"	2.6"	3.8"	3.8"	2.6"	4.0"
<b>12</b> † Overall Length	mm	9304	9528	9528	9334	9558	9558	9373
	ft/in	30'7"	31'4"	31'4"	30'8"	31'5"	31'5"	30'9"
<b>B</b> † Overall Height with Bucket at Maximum Lift	mm	6239	6239	6239	6270	6270	6270	6311
	ft/in	20'6"	20'6"	20'6"	20'7"	20'7"	20'7"	20'9"
Loader Clearance Circle Radius with Bucket at Carry Position	mm	7618	7707	7707	7626	7715	7715	7642
	ft/in	25'0"	25'4"	25'4"	25'1"	25'4"	25'4"	25'1"
Static Tipping Load, Straight (With tire deflection)	kg	18 323	18 137	18 464	18 266	18 079	18 405	18 209
	lb	40,384	39,974	40,694	40,258	39,846	40,565	40,134
Static Tipping Load, Straight (No tire deflection)	kg	19 500	19 312	19 649	19 448	19 259	19 595	19 397
	lb	42,978	42,564	43,308	42,863	42,446	43,189	42,753
Static Tipping Load, Articulated (With tire deflection)	kg	15 953	15 767	16 076	15 897	15 710	16 019	15 842
	lb	35,161	34,751	35,433	35,037	34,625	35,306	34,917
Static Tipping Load, Articulated (No tire deflection)	kg	17 148	16 960	17 280	17 097	16 908	17 227	17 049
	lb	37,796	37,381	38,085	37,683	37,266	37,969	37,576
Breakout Force (§)	kN	190	189	201	186	185	197	181
	lbf	42,821	42,514	45,271	41,923	41,616	44,276	40,848
Operating Weight*	kg	25 170	25 308	25 145	25 209	25 347	25 183	25 218
	lb	55,474	55,778	55,418	55,560	55,863	55,504	55,580

\* Static tipping loads and operating weights shown are based on a machine configuration with Bridgestone 26.5R25 VJT L3 radial tires, full fluids, operator, standard counterweight, ride control, cold start, roading fenders, Product Link, manual diff lock/open axles (front and rear), power train guard, secondary steering and sound suppression.

† Illustration shown with Dimension charts.

\*\*\* Rock bucket specifications are given on Bridgestone 26.5R25 VSDL L5 radial tires.

(§) Measured 100 mm (4") behind tip of cutting edge with bucket hinge pin as pivot point in accordance with ISO 14397-2:2007.

(With tire deflection) Full compliance to ISO 14397-1:2007 Sections 1 thru 6, which requires 2% verification between calculations and testing.

(No tire deflection) Compliance to ISO 14397-1:2007 Sections 1 thru 5.

Other buckets are available and offerings vary by region. Consult your local Cat dealer for further details.

# 972 XE Wheel Loader Specifications

## Operating Specifications – Buckets *(continued)*

Linkage		Standard Linkage					
Bucket Type		Flat Floor – Pin-On – Abrasion – BGE			Flat Floor – Pin-On – Abrasion – BGE – FMT		
Edge Type		Bolt-On Cutting Edges	Bolt-On Cutting Edges	Bolt-On Cutting Edges	Tips	Tips	Tips
Capacity – Rated	m <sup>3</sup>	4.60	4.80	5.00	4.60	4.80	5.00
	yd <sup>3</sup>	6.00	6.25	6.50	6.00	6.25	6.50
Capacity – Rated at 110% Fill Factor	m <sup>3</sup>	5.10	5.30	5.50	5.10	5.30	5.50
	yd <sup>3</sup>	6.75	7.00	7.25	6.75	7.00	7.25
Width	mm	3220	3220	3220	3311	3311	3311
	ft/in	10'6"	10'6"	10'6"	10'10"	10'10"	10'10"
<b>16</b> † Dump Clearance at Maximum Lift and 45° Discharge	mm	3121	3104	3090	2959	2931	2910
	ft/in	10'2"	10'2"	10'1"	9'8"	9'7"	9'6"
<b>17</b> † Reach at Maximum Lift and 45° Discharge	mm	1251	1269	1283	1438	1467	1488
	ft/in	4'1"	4'1"	4'2"	4'8"	4'9"	4'10"
Reach at Level Lift Arm and Bucket Level	mm	2981	3006	3026	3228	3268	3298
	ft/in	9'9"	9'10"	9'11"	10'7"	10'8"	10'9"
<b>A</b> † Digging Depth	mm	98	98	98	73	73	73
	in	3.8"	3.8"	3.8"	2.8"	2.8"	2.8"
<b>12</b> † Overall Length	mm	9239	9264	9284	9473	9513	9543
	ft/in	30'4"	30'5"	30'6"	31'1"	31'3"	31'4"
<b>B</b> † Overall Height with Bucket at Maximum Lift	mm	6205	6192	6292	6192	6231	6263
	ft/in	20'5"	20'4"	20'8"	20'4"	20'6"	20'7"
Loader Clearance Circle Radius with Bucket at Carry Position	mm	7600	7607	7612	7703	7714	7722
	ft/in	25'0"	25'0"	25'0"	25'4"	25'4"	25'5"
Static Tipping Load, Straight (With tire deflection)	kg	17 742	17 939	17 918	18 134	18 035	17 968
	lb	39,104	39,538	39,491	39,967	39,749	39,602
Static Tipping Load, Straight (No tire deflection)	kg	18 868	19 094	19 088	19 309	19 216	19 155
	lb	41,587	42,085	42,072	42,557	42,353	42,218
Static Tipping Load, Articulated (With tire deflection)	kg	15 405	15 577	15 551	15 745	15 647	15 582
	lb	33,954	34,332	34,274	34,702	34,487	34,343
Static Tipping Load, Articulated (No tire deflection)	kg	16 551	16 751	16 740	16 938	16 847	16 787
	lb	36,480	36,919	36,895	37,331	37,131	36,999
Breakout Force(§)	kN	198	194	191	205	199	195
	lbf	44,510	43,802	43,113	46,268	44,860	43,864
Operating Weight*	kg	25 473	25 456	25 511	25 476	25 544	25 588
	lb	56,142	56,105	56,226	56,148	56,298	56,395

\* Static tipping loads and operating weights shown are based on a machine configuration with Bridgestone 26.5R25 VJT L3 radial tires, full fluids, operator, standard counterweight, ride control, cold start, roading fenders, Product Link, manual diff lock/open axles (front and rear), power train guard, secondary steering and sound suppression.

† Illustration shown with Dimension charts.

\*\*\* Rock bucket specifications are given on Bridgestone 26.5R25 VSDL L5 radial tires.

(§) Measured 100 mm (4") behind tip of cutting edge with bucket hinge pin as pivot point in accordance with ISO 14397-2:2007.

(With tire deflection) Full compliance to ISO 14397-1:2007 Sections 1 thru 6, which requires 2% verification between calculations and testing.

(No tire deflection) Compliance to ISO 14397-1:2007 Sections 1 thru 5.

Other buckets are available and offerings vary by region. Consult your local Cat dealer for further details.

# 972 XE Wheel Loader Specifications

## Operating Specifications – Buckets *(continued)*

Linkage		Standard Linkage			
		Flat Floor – Pin-On – Abrasion Narrow			Flat Floor – Pin-On – Light Material
Bucket Type		Bolt-On Cutting Edges	Teeth and Segments	Tips	Bolt-On Cutting Edges
Edge Type					
Capacity – Rated	m <sup>3</sup>	4.80	4.80	4.60	10.00
	yd <sup>3</sup>	6.25	6.25	6.00	13.00
Capacity – Rated at 110% Fill Factor	m <sup>3</sup>	5.30	5.30	5.10	10.90
	yd <sup>3</sup>	7.00	7.00	6.75	14.25
Width	mm	2995	3050	3050	3943
	ft/in	9'9"	10'0"	10'0"	12'11"
16† Dump Clearance at Maximum Lift and 45° Discharge	mm	3027	2863	2863	2818
	ft/in	9'11"	9'4"	9'4"	9'2"
17† Reach at Maximum Lift and 45° Discharge	mm	1339	1467	1467	1525
	ft/in	4'4"	4'9"	4'9"	5'0"
Reach at Level Lift Arm and Bucket Level	mm	3110	3316	3316	3389
	ft/in	10'2"	10'10"	10'10"	11'1"
A† Digging Depth	mm	103	98	68	119
	in	4.0"	3.8"	2.6"	4.7"
12† Overall Length	mm	9372	9597	9597	9663
	ft/in	30'9"	31'6"	31'6"	31'9"
B† Overall Height with Bucket at Maximum Lift	mm	6336	6336	6336	6690
	ft/in	20'10"	20'10"	20'10"	22'0"
Loader Clearance Circle Radius with Bucket at Carry Position	mm	7535	7628	7628	8046
	ft/in	24'9"	25'1"	25'1"	26'5"
Static Tipping Load, Straight (With tire deflection)	kg	18 038	17 738	18 059	18 315
	lb	39,756	39,094	39,803	40,366
Static Tipping Load, Straight (No tire deflection)	kg	19 200	18 894	19 229	19 595
	lb	42,317	41,643	42,381	43,189
Static Tipping Load, Articulated (With tire deflection)	kg	15 698	15 397	15 703	15 952
	lb	34,599	33,936	34,609	35,158
Static Tipping Load, Articulated (No tire deflection)	kg	16 879	16 573	16 891	17 249
	lb	37,202	36,528	37,228	38,018
Breakout Force (§)	kN	182	179	190	153
	lbf	40,959	40,368	42,810	34,556
Operating Weight*	kg	25 209	25 381	25 235	24 982
	lb	55,560	55,939	55,618	55,059

\* Static tipping loads and operating weights shown are based on a machine configuration with Bridgestone 26.5R25 VJT L3 radial tires, full fluids, operator, standard counterweight, ride control, cold start, roading fenders, Product Link, manual diff lock/open axles (front and rear), power train guard, secondary steering and sound suppression.

† Illustration shown with Dimension charts.

\*\*\* Rock bucket specifications are given on Bridgestone 26.5R25 VSDL L5 radial tires.

(§) Measured 100 mm (4") behind tip of cutting edge with bucket hinge pin as pivot point in accordance with ISO 14397-2:2007.

(With tire deflection) Full compliance to ISO 14397-1:2007 Sections 1 thru 6, which requires 2% verification between calculations and testing.

(No tire deflection) Compliance to ISO 14397-1:2007 Sections 1 thru 5.

Other buckets are available and offerings vary by region. Consult your local Cat dealer for further details.

# 972 XE Wheel Loader Specifications

## Operating Specifications – Buckets (continued)

Linkage		Standard Linkage					
Bucket Type		Flat Floor – Hook-On – Fusion					
Edge Type		Bolt-On Cutting Edges	Teeth and Segments	Tips	Bolt-On Cutting Edges	Teeth and Segments	Tips
Capacity – Rated	m <sup>3</sup>	4.40	4.40	4.20	4.60	4.60	4.40
	yd <sup>3</sup>	5.75	5.75	5.50	6.00	6.00	5.75
Capacity – Rated at 110% Fill Factor	m <sup>3</sup>	4.80	4.80	4.60	5.10	5.10	4.80
	yd <sup>3</sup>	6.25	6.25	6.00	6.75	6.75	6.25
Width	mm	3220	3271	3271	3220	3271	3271
	ft/in	10'6"	10'8"	10'8"	10'6"	10'8"	10'8"
<b>16</b> † Dump Clearance at Maximum Lift and 45° Discharge	mm	3100	2937	2937	3074	2912	2912
	ft/in	10'2"	9'7"	9'7"	10'1"	9'6"	9'6"
<b>17</b> † Reach at Maximum Lift and 45° Discharge	mm	1272	1399	1399	1298	1425	1425
	ft/in	4'2"	4'7"	4'7"	4'3"	4'8"	4'8"
Reach at Level Lift Arm and Bucket Level	mm	3011	3216	3216	3047	3252	3252
	ft/in	9'10"	10'6"	10'6"	9'11"	10'8"	10'8"
<b>A</b> † Digging Depth	mm	98	98	68	98	98	68
	in	3.8"	3.8"	2.6"	3.8"	3.8"	2.6"
<b>12</b> † Overall Length	mm	9269	9493	9493	9305	9529	9529
	ft/in	30'5"	31'2"	31'2"	30'7"	31'4"	31'4"
<b>B</b> † Overall Height with Bucket at Maximum Lift	mm	6201	6201	6201	6204	6204	6204
	ft/in	20'5"	20'5"	20'5"	20'5"	20'5"	20'5"
Loader Clearance Circle Radius with Bucket at Carry Position	mm	7625	7719	7719	7636	7730	7730
	ft/in	25'1"	25'4"	25'4"	25'1"	25'5"	25'5"
Static Tipping Load, Straight (With tire deflection)	kg	17 748	17 567	17 914	17 932	17 749	18 101
	lb	39,118	38,718	39,483	39,524	39,119	39,894
Static Tipping Load, Straight (No tire deflection)	kg	18 876	18 693	19 053	19 082	18 897	19 262
	lb	41,603	41,200	41,993	42,058	41,649	42,455
Static Tipping Load, Articulated (With tire deflection)	kg	15 431	15 249	15 579	15 595	15 411	15 746
	lb	34,009	33,610	34,337	34,372	33,967	34,705
Static Tipping Load, Articulated (No tire deflection)	kg	16 578	16 395	16 737	16 764	16 579	16 926
	lb	36,538	36,135	36,890	36,949	36,540	37,306
Breakout Force (§)	kN	195	194	206	191	190	202
	lbf	43,922	43,615	46,495	43,094	42,787	45,557
Operating Weight*	kg	25 419	25 557	25 394	25 401	25 539	25 376
	lb	56,022	56,326	55,967	55,983	56,287	55,928

\* Static tipping loads and operating weights shown are based on a machine configuration with Bridgestone 26.5R25 VJT L3 radial tires, full fluids, operator, standard counterweight, ride control, cold start, roading fenders, Product Link, manual diff lock/open axles (front and rear), power train guard, secondary steering and sound suppression.

† Illustration shown with Dimension charts.

\*\*\* Rock bucket specifications are given on Bridgestone 26.5R25 VSDL L5 radial tires.

(§) Measured 100 mm (4") behind tip of cutting edge with bucket hinge pin as pivot point in accordance with ISO 14397-2:2007.

(With tire deflection) Full compliance to ISO 14397-1:2007 Sections 1 thru 6, which requires 2% verification between calculations and testing.

(No tire deflection) Compliance to ISO 14397-1:2007 Sections 1 thru 5.

Other buckets are available and offerings vary by region. Consult your local Cat dealer for further details.

# 972 XE Wheel Loader Specifications

## Operating Specifications – Buckets (continued)

Linkage		Standard Linkage					
Bucket Type		Flat Floor – Hook-On – Fusion					
Edge Type		Bolt-On Cutting Edges	Teeth and Segments	Tips	Bolt-On Cutting Edges	Teeth and Segments	Tips
Capacity – Rated	m <sup>3</sup>	4.80	4.80	4.60	5.20	5.20	5.00
	yd <sup>3</sup>	6.25	6.25	6.00	6.75	6.75	6.50
Capacity – Rated at 110% Fill Factor	m <sup>3</sup>	5.30	5.30	5.10	5.70	5.70	5.50
	yd <sup>3</sup>	7.00	7.00	6.75	7.50	7.50	7.25
Width	mm	3220	3271	3271	3220	3271	3271
	ft/in	10'6"	10'8"	10'8"	10'6"	10'8"	10'8"
16† Dump Clearance at Maximum Lift and 45° Discharge	mm	3053	2890	2890	3004	2841	2841
	ft/in	10'0"	9'5"	9'5"	9'10"	9'3"	9'3"
17† Reach at Maximum Lift and 45° Discharge	mm	1319	1446	1446	1369	1496	1496
	ft/in	4'3"	4'8"	4'8"	4'5"	4'10"	4'10"
Reach at Level Lift Arm and Bucket Level	mm	3077	3282	3282	3147	3352	3352
	ft/in	10'1"	10'9"	10'9"	10'3"	10'11"	10'11"
A† Digging Depth	mm	98	98	68	98	98	68
	in	3.8"	3.8"	2.6"	3.8"	3.8"	2.6"
12† Overall Length	mm	9335	9559	9559	9405	9629	9629
	ft/in	30'8"	31'5"	31'5"	30'11"	31'8"	31'8"
B† Overall Height with Bucket at Maximum Lift	mm	6236	6236	6236	6307	6307	6307
	ft/in	20'6"	20'6"	20'6"	20'9"	20'9"	20'9"
Loader Clearance Circle Radius with Bucket at Carry Position	mm	7645	7739	7739	7666	7760	7760
	ft/in	25'1"	25'5"	25'5"	25'2"	25'6"	25'6"
Static Tipping Load, Straight (With tire deflection)	kg	17 880	17 695	18 046	17 751	17 565	17 914
	lb	39,408	39,001	39,775	39,123	38,713	39,484
Static Tipping Load, Straight (No tire deflection)	kg	19 035	18 848	19 213	18 917	18 728	19 092
	lb	41,953	41,542	42,346	41,693	41,278	42,079
Static Tipping Load, Articulated (With tire deflection)	kg	15 544	15 359	15 693	15 417	15 231	15 564
	lb	34,259	33,852	34,588	33,980	33,570	34,304
Static Tipping Load, Articulated (No tire deflection)	kg	16 717	16 531	16 878	16 602	16 414	16 760
	lb	36,846	36,435	37,200	36,591	36,176	36,939
Breakout Force (§)	kN	187	186	198	179	177	188
	lbf	42,201	41,894	44,567	40,229	39,922	42,388
Operating Weight*	kg	25 436	25 574	25 410	25 525	25 663	25 499
	lb	56,060	56,364	56,004	56,256	56,560	56,200

\* Static tipping loads and operating weights shown are based on a machine configuration with Bridgestone 26.5R25 VJT L3 radial tires, full fluids, operator, standard counterweight, ride control, cold start, roading fenders, Product Link, manual diff lock/open axles (front and rear), power train guard, secondary steering and sound suppression.

† Illustration shown with Dimension charts.

\*\*\* Rock bucket specifications are given on Bridgestone 26.5R25 VSDL L5 radial tires.

(§) Measured 100 mm (4") behind tip of cutting edge with bucket hinge pin as pivot point in accordance with ISO 14397-2:2007.

(With tire deflection) Full compliance to ISO 14397-1:2007 Sections 1 thru 6, which requires 2% verification between calculations and testing.

(No tire deflection) Compliance to ISO 14397-1:2007 Sections 1 thru 5.

Other buckets are available and offerings vary by region. Consult your local Cat dealer for further details.

# 972 XE Wheel Loader Specifications

## Operating Specifications – Buckets (continued)

Linkage		Standard Linkage		
Bucket Type		Flat Floor – Hook-On – Volvo Large		
Edge Type		Bolt-On Cutting Edges	Bolt-On Cutting Edges	Bolt-On Cutting Edges
Capacity – Rated	m <sup>3</sup>	4.20	4.60	4.80
	yd <sup>3</sup>	5.50	6.00	6.25
Capacity – Rated at 110% Fill Factor	m <sup>3</sup>	4.60	5.10	5.30
	yd <sup>3</sup>	6.00	6.75	7.00
Width	mm	3220	3220	3230
	ft/in	10'6"	10'6"	10'7"
<b>16</b> † Dump Clearance at Maximum Lift and 45° Discharge	mm	3022	2965	2894
	ft/in	9'10"	9'8"	9'5"
<b>17</b> † Reach at Maximum Lift and 45° Discharge	mm	1359	1416	1482
	ft/in	4'5"	4'7"	4'10"
Reach at Level Lift Arm and Bucket Level	mm	3127	3207	3305
	ft/in	10'3"	10'6"	10'10"
<b>A</b> † Digging Depth	mm	92	92	95
	in	3.6"	3.6"	3.7"
<b>12</b> † Overall Length	mm	9381	9461	9561
	ft/in	30'10"	31'1"	31'5"
<b>B</b> † Overall Height with Bucket at Maximum Lift	mm	6276	6357	6443
	ft/in	20'8"	20'11"	21'2"
Loader Clearance Circle Radius with Bucket at Carry Position	mm	7643	7667	7688
	ft/in	25'1"	25'2"	25'3"
Static Tipping Load, Straight (With tire deflection)	kg	16 835	16 669	16 427
	lb	37,105	36,739	36,206
Static Tipping Load, Straight (No tire deflection)	kg	17 907	17 749	17 528
	lb	39,468	39,119	38,633
Static Tipping Load, Articulated (With tire deflection)	kg	14 605	14 446	14 208
	lb	32,191	31,840	31,315
Static Tipping Load, Articulated (No tire deflection)	kg	15 700	15 548	15 332
	lb	34,603	34,269	33,792
Breakout Force (§)	kN	178	169	158
	lbf	40,167	38,075	35,650
Operating Weight*	kg	25 579	25 672	25 845
	lb	56,375	56,580	56,961

\*Static tipping loads and operating weights shown are based on a machine configuration with Bridgestone 26.5R25 VJT L3 radial tires, full fluids, operator, standard counterweight, ride control, cold start, roading fenders, Product Link, manual diff lock/open axles (front and rear), power train guard, secondary steering and sound suppression.

† Illustration shown with Dimension charts.

\*\*\*Rock bucket specifications are given on Bridgestone 26.5R25 VSDL L5 radial tires.

(§) Measured 100 mm (4") behind tip of cutting edge with bucket hinge pin as pivot point in accordance with ISO 14397-2:2007.

(With tire deflection) Full compliance to ISO 14397-1:2007 Sections 1 thru 6, which requires 2% verification between calculations and testing.

(No tire deflection) Compliance to ISO 14397-1:2007 Sections 1 thru 5.

Other buckets are available and offerings vary by region. Consult your local Cat dealer for further details.

# 972 XE Wheel Loader Specifications

## Operating Specifications – Buckets (continued)

Linkage		Standard Linkage					
Bucket Type		Iron Ore, Spade – Pin-On	Rock, Spade – Pin-On				
		Bolt-On Cutting Edges	Bolt-On Cutting Edges	Bolt-On Cutting Edges	Teeth and Segments	Teeth and Segments	Tips
Edge Type							
Capacity – Rated	m <sup>3</sup>	2.80	2.80	3.20	3.40	4.00	3.80
	yd <sup>3</sup>	3.75	3.75	4.25	4.50	5.25	5.00
Capacity – Rated at 110% Fill Factor	m <sup>3</sup>	3.10	3.10	3.50	3.70	4.40	4.20
	yd <sup>3</sup>	4.00	4.00	4.50	4.75	5.75	5.50
Width	mm	3285	3288	3288	3286	3255	3255
	ft/in	10'9"	10'9"	10'9"	10'9"	10'8"	10'8"
16† Dump Clearance at Maximum Lift and 45° Discharge	mm	3273	3498	3383	3209	2977	2977
	ft/in	10'8"	11'5"	11'1"	10'6"	9'9"	9'9"
17† Reach at Maximum Lift and 45° Discharge	mm	1372	1295	1306	1490	1613	1613
	ft/in	4'6"	4'3"	4'3"	4'10"	5'3"	5'3"
Reach at Level Lift Arm and Bucket Level	mm	2931	2732	2826	3078	3341	3341
	ft/in	9'7"	8'11"	9'3"	10'1"	10'11"	10'11"
A† Digging Depth	mm	103	61	61	66	66	26
	in	4.0"	2.4"	2.4"	2.6"	2.6"	1.0"
12† Overall Length	mm	9193	8988	9082	9356	9606	9606
	ft/in	30'2"	29'6"	29'10"	30'9"	31'7"	31'7"
B† Overall Height with Bucket at Maximum Lift	mm	6049	6074	6172	6046	6047	6047
	ft/in	19'11"	20'0"	20'3"	19'11"	19'11"	19'11"
Loader Clearance Circle Radius with Bucket at Carry Position	mm	7619	7571	7603	7675	7729	7729
	ft/in	25'0"	24'11"	25'0"	25'3"	25'5"	25'5"
Static Tipping Load, Straight (With tire deflection)	kg	18 472	19 379	19 062	19 310	18 756	19 133
	lb	40,712	42,712	42,014	42,560	41,339	42,169
Static Tipping Load, Straight (No tire deflection)	kg	19 589	20 578	20 271	20 513	19 941	20 325
	lb	43,174	45,355	44,677	45,211	43,951	44,797
Static Tipping Load, Articulated (With tire deflection)	kg	16 082	16 887	16 583	16 842	16 330	16 698
	lb	35,444	37,219	36,550	37,120	35,991	36,802
Static Tipping Load, Articulated (No tire deflection)	kg	17 218	18 106	17 811	18 064	17 536	17 910
	lb	37,948	39,905	39,257	39,814	38,649	39,475
Breakout Force (§)	kN	207	236	218	221	182	189
	lbf	46,602	53,168	49,136	49,777	40,944	42,549
Operating Weight*	kg	25 257	26 417	26 584	26 200	26 347	26 116
	lb	55,666	58,222	58,590	57,744	58,068	57,559

\* Static tipping loads and operating weights shown are based on a machine configuration with Bridgestone 26.5R25 VJT L3 radial tires, full fluids, operator, standard counterweight, ride control, cold start, roading fenders, Product Link, manual diff lock/open axles (front and rear), power train guard, secondary steering and sound suppression.

† Illustration shown with Dimension charts.

\*\*\* Rock bucket specifications are given on Bridgestone 26.5R25 VSDL L5 radial tires.

(§) Measured 100 mm (4") behind tip of cutting edge with bucket hinge pin as pivot point in accordance with ISO 14397-2:2007.

(With tire deflection) Full compliance to ISO 14397-1:2007 Sections 1 thru 6, which requires 2% verification between calculations and testing.

(No tire deflection) Compliance to ISO 14397-1:2007 Sections 1 thru 5.

Other buckets are available and offerings vary by region. Consult your local Cat dealer for further details.

# 972 XE Wheel Loader Specifications

## Operating Specifications – Buckets *(continued)*

Linkage		Standard Linkage				
Bucket Type		Rock, Spade – Pin-On				
Edge Type		Teeth and Segments	Tips	Bolt-On Cutting Edges	Teeth and Segments	Tips
Capacity – Rated	m <sup>3</sup>	4.00	3.80	3.20	3.20	3.20
	yd <sup>3</sup>	5.25	5.00	4.25	4.25	4.25
Capacity – Rated at 110% Fill Factor	m <sup>3</sup>	4.40	4.20	3.50	3.50	3.50
	yd <sup>3</sup>	5.75	5.50	4.50	4.50	4.50
Width	mm	3252	3252	3252	3252	3286
	ft/in	10'8"	10'8"	10'8"	10'8"	10'9"
<b>16</b> † Dump Clearance at Maximum Lift and 45° Discharge	mm	3120	3120	3345	3241	3209
	ft/in	10'2"	10'2"	10'11"	10'7"	10'6"
<b>17</b> † Reach at Maximum Lift and 45° Discharge	mm	1541	1541	1389	1490	1490
	ft/in	5'0"	5'0"	4'6"	4'10"	4'10"
Reach at Level Lift Arm and Bucket Level	mm	3184	3184	2911	3053	3078
	ft/in	10'5"	10'5"	9'6"	10'0"	10'1"
<b>A</b> † Digging Depth	mm	66	66	61	61	26
	in	2.6"	2.6"	2.4"	2.4"	1.0"
<b>12</b> † Overall Length	mm	9447	9447	9170	9332	9356
	ft/in	31'0"	31'0"	30'2"	30'8"	30'9"
<b>B</b> † Overall Height with Bucket at Maximum Lift	mm	6137	6137	6115	6115	6046
	ft/in	20'2"	20'2"	20'1"	20'1"	19'11"
Loader Clearance Circle Radius with Bucket at Carry Position	mm	7681	7682	7605	7653	7675
	ft/in	25'3"	25'3"	25'0"	25'2"	25'3"
Static Tipping Load, Straight (With tire deflection)	kg	19 403	19 753	19 449	19 301	19 576
	lb	42,764	43,536	42,866	42,540	43,146
Static Tipping Load, Straight (No tire deflection)	kg	20 645	21 003	20 654	20 504	20 770
	lb	45,502	46,290	45,521	45,192	45,777
Static Tipping Load, Articulated (With tire deflection)	kg	16 918	17 261	16 971	16 823	17 112
	lb	37,287	38,045	37,405	37,079	37,716
Static Tipping Load, Articulated (No tire deflection)	kg	18 179	18 529	18 196	18 046	18 326
	lb	40,066	40,839	40,104	39,774	40,391
Breakout Force (§)	kN	204	212	234	233	231
	lbf	45,915	47,794	52,613	52,380	51,908
Operating Weight*	kg	26 209	25 984	26 168	26 279	25 970
	lb	57,764	57,268	57,673	57,918	57,237

\*Static tipping loads and operating weights shown are based on a machine configuration with Bridgestone 26.5R25 VJT L3 radial tires, full fluids, operator, standard counterweight, ride control, cold start, roading fenders, Product Link, manual diff lock/open axles (front and rear), power train guard, secondary steering and sound suppression.

† Illustration shown with Dimension charts.

\*\*\*Rock bucket specifications are given on Bridgestone 26.5R25 VSDL L5 radial tires.

(§) Measured 100 mm (4") behind tip of cutting edge with bucket hinge pin as pivot point in accordance with ISO 14397-2:2007.

(With tire deflection) Full compliance to ISO 14397-1:2007 Sections 1 thru 6, which requires 2% verification between calculations and testing.

(No tire deflection) Compliance to ISO 14397-1:2007 Sections 1 thru 5.

Other buckets are available and offerings vary by region. Consult your local Cat dealer for further details.

# 972 XE Wheel Loader Specifications

## Operating Specifications – Buckets (continued)

Linkage		Standard Linkage				
Bucket Type		Rock, Spade – Hook-On – Fusion				
Edge Type		Teeth and Segments	Teeth and Segments	Tips	Teeth and Segments	Tips
Capacity – Rated	m <sup>3</sup>	3.40	3.65	3.45	4.20	4.00
	yd <sup>3</sup>	4.50	4.75	4.50	5.50	5.25
Capacity – Rated at 110% Fill Factor	m <sup>3</sup>	3.70	4.00	3.80	4.60	4.40
	yd <sup>3</sup>	4.75	5.25	5.00	6.00	5.75
Width	mm	3286	3258	3258	3258	3258
	ft/in	10'9"	10'8"	10'8"	10'8"	10'8"
<b>16</b> † Dump Clearance at Maximum Lift and 45° Discharge	mm	3190	3201	3201	3088	3088
	ft/in	10'5"	10'6"	10'6"	10'1"	10'1"
<b>17</b> † Reach at Maximum Lift and 45° Discharge	mm	1530	1570	1570	1607	1607
	ft/in	5'0"	5'1"	5'1"	5'3"	5'3"
Reach at Level Lift Arm and Bucket Level	mm	3121	3144	3144	3254	3254
	ft/in	10'2"	10'3"	10'3"	10'8"	10'8"
<b>A</b> † Digging Depth	mm	58	58	18	58	18
	in	2.2"	2.2"	0.7"	2.2"	0.7"
<b>12</b> † Overall Length	mm	9394	9403	9403	9512	9512
	ft/in	30'10"	30'11"	30'11"	31'3"	31'3"
<b>B</b> † Overall Height with Bucket at Maximum Lift	mm	5853	6018	6018	6127	6127
	ft/in	19'3"	19'9"	19'9"	20'2"	20'2"
Loader Clearance Circle Radius with Bucket at Carry Position	mm	7703	7691	7691	7724	7724
	ft/in	25'4"	25'3"	25'3"	25'5"	25'5"
Static Tipping Load, Straight (With tire deflection)	kg	18 942	19 039	19 481	18 891	19 298
	lb	41,749	41,964	42,936	41,637	42,533
Static Tipping Load, Straight (No tire deflection)	kg	20 151	20 261	20 723	20 139	20 563
	lb	44,413	44,655	45,674	44,387	45,322
Static Tipping Load, Articulated (With tire deflection)	kg	16 480	16 578	17 000	16 427	16 820
	lb	36,323	36,539	37,469	36,206	37,072
Static Tipping Load, Articulated (No tire deflection)	kg	17 709	17 819	18 261	17 694	18 104
	lb	39,030	39,274	40,248	38,998	39,901
Breakout Force (§)	kN	214	210	219	194	201
	lbf	48,234	47,306	49,273	43,591	45,338
Operating Weight*	kg	26 569	26 470	26 245	26 594	26 369
	lb	58,557	58,338	57,843	58,613	58,117

\* Static tipping loads and operating weights shown are based on a machine configuration with Bridgestone 26.5R25 VJT L3 radial tires, full fluids, operator, standard counterweight, ride control, cold start, roading fenders, Product Link, manual diff lock/open axles (front and rear), power train guard, secondary steering and sound suppression.

† Illustration shown with Dimension charts.

\*\*\* Rock bucket specifications are given on Bridgestone 26.5R25 VSDL L5 radial tires.

(§) Measured 100 mm (4") behind tip of cutting edge with bucket hinge pin as pivot point in accordance with ISO 14397-2:2007.

(With tire deflection) Full compliance to ISO 14397-1:2007 Sections 1 thru 6, which requires 2% verification between calculations and testing.

(No tire deflection) Compliance to ISO 14397-1:2007 Sections 1 thru 5.

Other buckets are available and offerings vary by region. Consult your local Cat dealer for further details.

# 972 XE Wheel Loader Specifications

## Operating Specifications – Buckets *(continued)*

Linkage		Standard Linkage		
Bucket Type		High Dump – Pin-On		
Edge Type		Bolt-On Cutting Edges	Bolt-On Cutting Edges	Bolt-On Cutting Edges
Capacity – Rated	m <sup>3</sup>	7.60	9.20	11.10
	yd <sup>3</sup>	10.00	12.00	14.50
Capacity – Rated at 110% Fill Factor	m <sup>3</sup>	8.40	10.10	12.20
	yd <sup>3</sup>	11.00	13.25	16.00
Width	mm	3350	3656	3656
	ft/in	10'11"	11'11"	11'11"
16† Dump Clearance at Maximum Lift and 45° Discharge	mm	2645	2588	2433
	ft/in	8'8"	8'5"	7'11"
17† Reach at Maximum Lift and 45° Discharge	mm	1728	1784	1940
	ft/in	5'8"	5'10"	6'4"
Reach at Level Lift Arm and Bucket Level	mm	3655	3735	3955
	ft/in	11'11"	12'3"	12'11"
A† Digging Depth	mm	68	68	68
	in	2.6"	2.6"	2.6"
12† Overall Length	mm	9913	9993	10 213
	ft/in	32'7"	32'10"	33'7"
B† Overall Height with Bucket at Maximum Lift	mm	6613	6695	6919
	ft/in	21'9"	22'0"	22'9"
Loader Clearance Circle Radius with Bucket at Carry Position	mm	7880	8041	8111
	ft/in	25'11"	26'5"	26'8"
Static Tipping Load, Straight (With tire deflection)	kg	16 237	15 952	15 566
	lb	35,787	35,158	34,308
Static Tipping Load, Straight (No tire deflection)	kg	17 415	17 136	16 769
	lb	38,383	37,769	36,959
Static Tipping Load, Articulated (With tire deflection)	kg	13 999	13 719	13 349
	lb	30,854	30,237	29,423
Static Tipping Load, Articulated (No tire deflection)	kg	15 198	14 925	14 574
	lb	33,496	32,895	32,121
Breakout Force (§)	kN	135	129	114
	lbf	30,510	29,009	25,826
Operating Weight*	kg	26 012	26 228	26 435
	lb	57,330	57,806	58,262

\*Static tipping loads and operating weights shown are based on a machine configuration with Bridgestone 26.5R25 VJT L3 radial tires, full fluids, operator, standard counterweight, ride control, cold start, roading fenders, Product Link, manual diff lock/open axles (front and rear), power train guard, secondary steering and sound suppression.

† Illustration shown with Dimension charts.

\*\*\*Rock bucket specifications are given on Bridgestone 26.5R25 VSDL L5 radial tires.

(§) Measured 100 mm (4") behind tip of cutting edge with bucket hinge pin as pivot point in accordance with ISO 14397-2:2007.

(With tire deflection) Full compliance to ISO 14397-1:2007 Sections 1 thru 6, which requires 2% verification between calculations and testing.

(No tire deflection) Compliance to ISO 14397-1:2007 Sections 1 thru 5.

Other buckets are available and offerings vary by region. Consult your local Cat dealer for further details.

# 972 XE Wheel Loader Specifications

## Operating Specifications – Buckets *(continued)*

Linkage		Standard Linkage			
Bucket Type		High Dump – Hook-On – Fusion			
Edge Type		Bolt-On Cutting Edges	Bolt-On Cutting Edges	Bolt-On Cutting Edges	Bolt-On Cutting Edges
Capacity – Rated	m <sup>3</sup>	5.40	7.60	9.20	11.10
	yd <sup>3</sup>	7.00	10.00	12.00	14.50
Capacity – Rated at 110% Fill Factor	m <sup>3</sup>	5.90	8.40	10.10	12.20
	yd <sup>3</sup>	7.75	11.00	13.25	16.00
Width	mm	3059	3350	3656	3656
	ft/in	10'0"	10'11"	11'11"	11'11"
<b>16</b> † Dump Clearance at Maximum Lift and 45° Discharge	mm	2819	2631	2574	2418
	ft/in	9'3"	8'7"	8'5"	7'11"
<b>17</b> † Reach at Maximum Lift and 45° Discharge	mm	1521	1742	1799	1954
	ft/in	4'11"	5'8"	5'10"	6'4"
Reach at Level Lift Arm and Bucket Level	mm	3385	3675	3755	3975
	ft/in	11'1"	12'0"	12'3"	13'0"
<b>A</b> † Digging Depth	mm	121	68	68	68
	in	4.7"	2.6"	2.6"	2.6"
<b>12</b> † Overall Length	mm	9661	9933	10 013	10 233
	ft/in	31'9"	32'8"	32'11"	33'7"
<b>B</b> † Overall Height with Bucket at Maximum Lift	mm	6412	6625	6707	6931
	ft/in	21'1"	21'9"	22'1"	22'9"
Loader Clearance Circle Radius with Bucket at Carry Position	mm	7675	7888	8049	8121
	ft/in	25'3"	25'11"	26'5"	26'8"
Static Tipping Load, Straight (With tire deflection)	kg	16 646	15 787	15 501	15 122
	lb	36,689	34,795	34,166	33,329
Static Tipping Load, Straight (No tire deflection)	kg	17 785	16 957	16 678	16 316
	lb	39,199	37,375	36,759	35,961
Static Tipping Load, Articulated (With tire deflection)	kg	14 383	13 558	13 278	12 914
	lb	31,700	29,882	29,265	28,464
Static Tipping Load, Articulated (No tire deflection)	kg	15 542	14 749	14 476	14 130
	lb	34,255	32,508	31,905	31,142
Breakout Force (§)	kN	152	134	127	113
	lbf	34,302	30,153	28,675	25,545
Operating Weight*	kg	25 910	26 491	26 707	26 914
	lb	57,105	58,386	58,862	59,318

\* Static tipping loads and operating weights shown are based on a machine configuration with Bridgestone 26.5R25 VJT L3 radial tires, full fluids, operator, standard counterweight, ride control, cold start, roading fenders, Product Link, manual diff lock/open axles (front and rear), power train guard, secondary steering and sound suppression.

† Illustration shown with Dimension charts.

\*\*\* Rock bucket specifications are given on Bridgestone 26.5R25 VSDL L5 radial tires.

(§) Measured 100 mm (4") behind tip of cutting edge with bucket hinge pin as pivot point in accordance with ISO 14397-2:2007.

(With tire deflection) Full compliance to ISO 14397-1:2007 Sections 1 thru 6, which requires 2% verification between calculations and testing.

(No tire deflection) Compliance to ISO 14397-1:2007 Sections 1 thru 5.

Other buckets are available and offerings vary by region. Consult your local Cat dealer for further details.

# 972 XE Wheel Loader Specifications

## Operating Specifications – Buckets (continued)

Linkage		Standard Linkage				
Bucket Type		High Dump – Hook-On – SW				
Edge Type		Bolt-On Cutting Edges	Bolt-On Cutting Edges	Bolt-On Cutting Edges	Bolt-On Cutting Edges	Bolt-On Cutting Edges
Capacity – Rated	m <sup>3</sup>	7.60	7.60	9.20	11.10	11.10
	yd <sup>3</sup>	10.00	10.00	12.00	14.50	14.50
Capacity – Rated at 110% Fill Factor	m <sup>3</sup>	8.40	8.40	10.10	12.20	12.20
	yd <sup>3</sup>	11.00	11.00	13.25	16.00	16.00
Width	mm	3350	3350	3656	3656	3656
	ft/in	10'11"	10'11"	11'11"	11'11"	11'11"
16† Dump Clearance at Maximum Lift and 45° Discharge	mm	2599	2599	2542	2387	2387
	ft/in	8'6"	8'6"	8'4"	7'9"	7'9"
17† Reach at Maximum Lift and 45° Discharge	mm	1774	1774	1830	1986	1986
	ft/in	5'9"	5'9"	6'0"	6'6"	6'6"
Reach at Level Lift Arm and Bucket Level	mm	3720	3720	3800	4020	4020
	ft/in	12'2"	12'2"	12'5"	13'2"	13'2"
A† Digging Depth	mm	68	68	68	68	68
	in	2.6"	2.6"	2.6"	2.6"	2.6"
12† Overall Length	mm	9978	9978	10 058	10 278	10 278
	ft/in	32'9"	32'9"	33'0"	33'9"	33'9"
B† Overall Height with Bucket at Maximum Lift	mm	6659	6659	6741	6964	6964
	ft/in	21'11"	21'11"	22'2"	22'11"	22'11"
Loader Clearance Circle Radius with Bucket at Carry Position	mm	7869	7869	8029	8096	8096
	ft/in	25'10"	25'10"	26'5"	26'7"	26'7"
Static Tipping Load, Straight (With tire deflection)	kg	15 623	15 648	15 340	14 962	14 987
	lb	34,433	34,488	33,811	32,978	33,032
Static Tipping Load, Straight (No tire deflection)	kg	16 783	16 808	16 507	16 146	16 171
	lb	36,990	37,045	36,382	35,586	35,641
Static Tipping Load, Articulated (With tire deflection)	kg	13 413	13 438	13 136	12 774	12 799
	lb	29,563	29,618	28,953	28,155	28,209
Static Tipping Load, Articulated (No tire deflection)	kg	14 595	14 620	14 324	13 979	14 004
	lb	32,168	32,223	31,571	30,811	30,866
Breakout Force (§)	kN	130	130	124	110	110
	lbf	29,363	29,362	27,935	24,921	24,920
Operating Weight*	kg	26 478	26 446	26 694	26 901	26 869
	lb	58,357	58,287	58,833	59,290	59,219

\* Static tipping loads and operating weights shown are based on a machine configuration with Bridgestone 26.5R25 VJT L3 radial tires, full fluids, operator, standard counterweight, ride control, cold start, roading fenders, Product Link, manual diff lock/open axles (front and rear), power train guard, secondary steering and sound suppression.

† Illustration shown with Dimension charts.

\*\*\* Rock bucket specifications are given on Bridgestone 26.5R25 VSDL L5 radial tires.

(§) Measured 100 mm (4") behind tip of cutting edge with bucket hinge pin as pivot point in accordance with ISO 14397-2:2007.

(With tire deflection) Full compliance to ISO 14397-1:2007 Sections 1 thru 6, which requires 2% verification between calculations and testing.

(No tire deflection) Compliance to ISO 14397-1:2007 Sections 1 thru 5.

Other buckets are available and offerings vary by region. Consult your local Cat dealer for further details.

# 972 XE Wheel Loader Specifications

## Operating Specifications – Buckets *(continued)*

Linkage		Standard Linkage					
Bucket Type		High Dump – Hook-On – Volvo Large					
Edge Type		Bolt-On Cutting Edges	Bolt-On Cutting Edges	Bolt-On Cutting Edges	Bolt-On Cutting Edges	Bolt-On Cutting Edges	Bolt-On Cutting Edges
Capacity – Rated	m <sup>3</sup>	7.60	7.60	9.20	9.20	11.10	11.10
	yd <sup>3</sup>	10.00	10.00	12.00	12.00	14.50	14.50
Capacity – Rated at 110% Fill Factor	m <sup>3</sup>	8.40	8.40	10.10	10.10	12.20	12.20
	yd <sup>3</sup>	11.00	11.00	13.25	13.25	16.00	16.00
Width	mm	3350	3350	3656	3656	3656	3656
	ft/in	10'11"	10'11"	11'11"	11'11"	11'11"	11'11"
<b>16</b> † Dump Clearance at Maximum Lift and 45° Discharge	mm	2557	2557	2501	2501	2345	2345
	ft/in	8'4"	8'4"	8'2"	8'2"	7'8"	7'8"
<b>17</b> † Reach at Maximum Lift and 45° Discharge	mm	1834	1834	1890	1890	2046	2046
	ft/in	6'0"	6'0"	6'2"	6'2"	6'8"	6'8"
Reach at Level Lift Arm and Bucket Level	mm	3792	3792	3872	3872	4092	4092
	ft/in	12'5"	12'5"	12'8"	12'8"	13'5"	13'5"
<b>A</b> † Digging Depth	mm	55	55	55	55	55	55
	in	2.1"	2.1"	2.1"	2.1"	2.1"	2.1"
<b>12</b> † Overall Length	mm	10 040	10 040	10 120	10 120	10 340	10 340
	ft/in	33'0"	33'0"	33'3"	33'3"	34'0"	34'0"
<b>B</b> † Overall Height with Bucket at Maximum Lift	mm	6714	6714	6796	6796	7020	7020
	ft/in	22'1"	22'1"	22'4"	22'4"	23'1"	23'1"
Loader Clearance Circle Radius with Bucket at Carry Position	mm	7907	7907	8069	8069	8142	8142
	ft/in	26'0"	26'0"	26'6"	26'6"	26'9"	26'9"
Static Tipping Load, Straight (With tire deflection)	kg	15 034	15 036	14 748	14 750	14 361	14 363
	lb	33,136	33,141	32,505	32,509	31,652	31,656
Static Tipping Load, Straight (No tire deflection)	kg	16 153	16 155	15 871	15 873	15 497	15 499
	lb	35,602	35,607	34,980	34,984	34,155	34,160
Static Tipping Load, Articulated (With tire deflection)	kg	12 877	12 879	12 597	12 599	12 228	12 230
	lb	28,382	28,387	27,764	27,769	26,950	26,954
Static Tipping Load, Articulated (No tire deflection)	kg	14 019	14 021	13 743	13 745	13 387	13 389
	lb	30,899	30,904	30,291	30,296	29,506	29,510
Breakout Force (§)	kN	124	124	118	118	105	105
	lbf	27,984	27,984	26,634	26,635	23,808	23,808
Operating Weight*	kg	26 656	26 654	26 871	26 869	27 079	27 077
	lb	58,750	58,744	59,223	59,218	59,682	59,676

\* Static tipping loads and operating weights shown are based on a machine configuration with Bridgestone 26.5R25 VJT L3 radial tires, full fluids, operator, standard counterweight, ride control, cold start, roading fenders, Product Link, manual diff lock/open axles (front and rear), power train guard, secondary steering and sound suppression.

† Illustration shown with Dimension charts.

\*\*\* Rock bucket specifications are given on Bridgestone 26.5R25 VSDL L5 radial tires.

(§) Measured 100 mm (4") behind tip of cutting edge with bucket hinge pin as pivot point in accordance with ISO 14397-2:2007.

(With tire deflection) Full compliance to ISO 14397-1:2007 Sections 1 thru 6, which requires 2% verification between calculations and testing.

(No tire deflection) Compliance to ISO 14397-1:2007 Sections 1 thru 5.

Other buckets are available and offerings vary by region. Consult your local Cat dealer for further details.

# 972 XE Wheel Loader Specifications

## Operating Specifications – Buckets (continued)

Linkage		Standard Linkage					
Bucket Type		Multi-Purpose – Hook-On – Fusion			Multi-Purpose – Pin-On		
Edge Type		Bolt-On Cutting Edges	Teeth and Segments	Tips	Bolt-On Cutting Edges	Teeth and Segments	Tips
Capacity – Rated	m <sup>3</sup>	3.10	3.10	2.90	3.10	3.10	2.90
	yd <sup>3</sup>	4.00	4.00	3.75	4.00	4.00	3.75
Capacity – Rated at 110% Fill Factor	m <sup>3</sup>	3.40	3.40	3.10	3.40	3.40	3.20
	yd <sup>3</sup>	4.50	4.50	4.00	4.50	4.50	4.25
Width	mm	3226	3301	3301	3226	3226	3226
	ft/in	10'7"	10'9"	10'9"	10'7"	10'7"	10'7"
16† Dump Clearance at Maximum Lift and 45° Discharge	mm	3538	3412	3412	3430	3301	3300
	ft/in	11'7"	11'2"	11'2"	11'3"	10'9"	10'9"
17† Reach at Maximum Lift and 45° Discharge	mm	1370	1538	1538	1287	1461	1460
	ft/in	4'5"	5'0"	5'0"	4'2"	4'9"	4'9"
Reach at Level Lift Arm and Bucket Level	mm	2738	2946	2946	2717	2932	2932
	ft/in	8'11"	9'7"	9'7"	8'10"	9'7"	9'7"
A† Digging Depth	mm	92	87	57	232	232	197
	in	3.6"	3.4"	2.2"	9.1"	9.1"	7.7"
12† Overall Length	mm	8992	9220	9220	9071	9304	9304
	ft/in	29'6"	30'3"	30'3"	29'10"	30'7"	30'7"
B† Overall Height with Bucket at Maximum Lift	mm	5864	5864	5864	5745	5745	5745
	ft/in	19'3"	19'3"	19'3"	18'11"	18'11"	18'11"
Loader Clearance Circle Radius with Bucket at Carry Position	mm	7548	7652	7652	7586	7652	7652
	ft/in	24'10"	25'2"	25'2"	24'11"	25'2"	25'2"
Static Tipping Load, Straight (With tire deflection)	kg	17 487	17 318	17 631	17 218	17 012	17 650
	lb	38,543	38,169	38,860	37,950	37,494	38,901
Static Tipping Load, Straight (No tire deflection)	kg	18 585	18 413	18 740	18 219	18 011	18 662
	lb	40,962	40,583	41,303	40,156	39,696	41,131
Static Tipping Load, Articulated (With tire deflection)	kg	15 172	15 002	15 298	14 959	14 752	15 379
	lb	33,440	33,066	33,718	32,971	32,515	33,897
Static Tipping Load, Articulated (No tire deflection)	kg	16 290	16 117	16 426	15 982	15 774	16 413
	lb	35,903	35,523	36,203	35,226	34,767	36,176
Breakout Force (§)	kN	243	242	260	242	241	262
	lbf	54,694	54,591	58,610	54,582	54,152	59,085
Operating Weight*	kg	25 917	26 075	25 913	25 477	25 640	25 210
	lb	57,121	57,469	57,112	56,150	56,509	55,563

\* Static tipping loads and operating weights shown are based on a machine configuration with Bridgestone 26.5R25 VJT L3 radial tires, full fluids, operator, standard counterweight, ride control, cold start, roading fenders, Product Link, manual diff lock/open axles (front and rear), power train guard, secondary steering and sound suppression.

† Illustration shown with Dimension charts.

\*\*\* Rock bucket specifications are given on Bridgestone 26.5R25 VSDL L5 radial tires.

(§) Measured 100 mm (4") behind tip of cutting edge with bucket hinge pin as pivot point in accordance with ISO 14397-2:2007.

(With tire deflection) Full compliance to ISO 14397-1:2007 Sections 1 thru 6, which requires 2% verification between calculations and testing.

(No tire deflection) Compliance to ISO 14397-1:2007 Sections 1 thru 5.

Other buckets are available and offerings vary by region. Consult your local Cat dealer for further details.

# 972 XE Wheel Loader Specifications

## Operating Specifications – Buckets *(continued)*

Linkage		Standard Linkage					
Bucket Type		Coal – Hook-On – Fusion					
Edge Type		Bolt-On Cutting Edges	Teeth and Segments	Tips	Bolt-On Cutting Edges	Teeth and Segments	Tips
Capacity – Rated	m <sup>3</sup>	6.70	6.70	6.50	7.70	7.70	7.30
	yd <sup>3</sup>	8.75	8.75	8.50	10.00	10.00	9.50
Capacity – Rated at 110% Fill Factor	m <sup>3</sup>	7.40	7.40	7.20	8.50	8.50	8.00
	yd <sup>3</sup>	9.75	9.75	9.50	11.00	11.00	10.50
Width	mm	3447	3520	3520	3447	3521	3521
	ft/in	11'3"	11'6"	11'6"	11'3"	11'6"	11'6"
<b>16†</b> Dump Clearance at Maximum Lift and 45° Discharge	mm	2926	2753	2753	2815	2645	2645
	ft/in	9'7"	9'0"	9'0"	9'2"	8'8"	8'8"
<b>17†</b> Reach at Maximum Lift and 45° Discharge	mm	1429	1573	1573	1540	1681	1681
	ft/in	4'8"	5'1"	5'1"	5'0"	5'6"	5'6"
Reach at Level Lift Arm and Bucket Level	mm	3245	3469	3469	3402	3622	3622
	ft/in	10'7"	11'4"	11'4"	11'1"	11'10"	11'10"
<b>A†</b> Digging Depth	mm	110	100	73	110	100	73
	in	4.3"	3.9"	2.8"	4.3"	3.9"	2.8"
<b>12†</b> Overall Length	mm	9512	9752	9752	9669	9905	9905
	ft/in	31'3"	32'0"	32'0"	31'9"	32'6"	32'6"
<b>B†</b> Overall Height with Bucket at Maximum Lift	mm	6362	6364	6364	6515	6516	6516
	ft/in	20'11"	20'11"	20'11"	21'5"	21'5"	21'5"
Loader Clearance Circle Radius with Bucket at Carry Position	mm	7802	7910	7910	7849	7958	7958
	ft/in	25'8"	26'0"	26'0"	25'10"	26'2"	26'2"
Static Tipping Load, Straight (With tire deflection)	kg	17 537	17 403	17 744	17 159	17 022	17 226
	lb	38,653	38,357	39,108	37,819	37,516	37,966
Static Tipping Load, Straight (No tire deflection)	kg	18 749	18 614	18 958	18 382	18 243	18 434
	lb	41,324	41,025	41,783	40,514	40,207	40,629
Static Tipping Load, Articulated (With tire deflection)	kg	15 187	15 053	15 381	14 826	14 689	14 900
	lb	33,473	33,177	33,900	32,678	32,374	32,839
Static Tipping Load, Articulated (No tire deflection)	kg	16 417	16 282	16 613	16 068	15 928	16 126
	lb	36,184	35,885	36,616	35,413	35,106	35,543
Breakout Force (§)	kN	165	166	176	149	150	158
	lbf	37,165	37,354	39,593	33,650	33,765	35,667
Operating Weight*	kg	25 713	25 809	25 634	25 901	25 998	25 823
	lb	56,670	56,883	56,497	57,084	57,299	56,913

\* Static tipping loads and operating weights shown are based on a machine configuration with Bridgestone 26.5R25 VJT L3 radial tires, full fluids, operator, standard counterweight, ride control, cold start, roading fenders, Product Link, manual diff lock/open axles (front and rear), power train guard, secondary steering and sound suppression.

† Illustration shown with Dimension charts.

\*\*\* Rock bucket specifications are given on Bridgestone 26.5R25 VSDL L5 radial tires.

(§) Measured 100 mm (4") behind tip of cutting edge with bucket hinge pin as pivot point in accordance with ISO 14397-2:2007.

(With tire deflection) Full compliance to ISO 14397-1:2007 Sections 1 thru 6, which requires 2% verification between calculations and testing.

(No tire deflection) Compliance to ISO 14397-1:2007 Sections 1 thru 5.

Other buckets are available and offerings vary by region. Consult your local Cat dealer for further details.

# 972 XE Wheel Loader Specifications

## Operating Specifications – Buckets (continued)

Linkage		Standard Linkage		
Bucket Type		Coal – Hook-On – Fusion	Coal – Pin-On	
Edge Type		Bolt-On Cutting Edges	Bolt-On Cutting Edges	Bolt-On Cutting Edges
Capacity – Rated	m <sup>3</sup>	7.10	7.10	7.10
	yd <sup>3</sup>	9.25	9.25	9.25
Capacity – Rated at 110% Fill Factor	m <sup>3</sup>	7.80	7.80	7.80
	yd <sup>3</sup>	10.25	10.25	10.25
Width	mm	3447	3447	3447
	ft/in	11'3"	11'3"	11'3"
16† Dump Clearance at Maximum Lift and 45° Discharge	mm	2824	2847	2854
	ft/in	9'3"	9'4"	9'4"
17† Reach at Maximum Lift and 45° Discharge	mm	1546	1506	1497
	ft/in	5'0"	4'11"	4'10"
Reach at Level Lift Arm and Bucket Level	mm	3400	3355	3344
	ft/in	11'1"	11'0"	10'11"
A† Digging Depth	mm	100	112	113
	in	3.9"	4.4"	4.4"
12† Overall Length	mm	9659	9623	9614
	ft/in	31'9"	31'7"	31'7"
B† Overall Height with Bucket at Maximum Lift	mm	6586	6551	6299
	ft/in	21'8"	21'6"	20'8"
Loader Clearance Circle Radius with Bucket at Carry Position	mm	7845	7811	7809
	ft/in	25'9"	25'8"	25'8"
Static Tipping Load, Straight (With tire deflection)	kg	16 760	17 377	17 804
	lb	36,939	38,300	39,241
Static Tipping Load, Straight (No tire deflection)	kg	17 954	18 574	18 995
	lb	39,572	40,939	41,866
Static Tipping Load, Articulated (With tire deflection)	kg	14 444	15 050	15 472
	lb	31,836	33,170	34,101
Static Tipping Load, Articulated (No tire deflection)	kg	15 658	16 266	16 682
	lb	34,512	35,851	36,768
Breakout Force (§)	kN	149	154	156
	lbf	33,477	34,602	35,127
Operating Weight*	kg	26 182	25 624	25 216
	lb	57,705	56,475	55,576

\* Static tipping loads and operating weights shown are based on a machine configuration with Bridgestone 26.5R25 VJT L3 radial tires, full fluids, operator, standard counterweight, ride control, cold start, roading fenders, Product Link, manual diff lock/open axles (front and rear), power train guard, secondary steering and sound suppression.

† Illustration shown with Dimension charts.

\*\*\*Rock bucket specifications are given on Bridgestone 26.5R25 VSDL L5 radial tires.

(§) Measured 100 mm (4") behind tip of cutting edge with bucket hinge pin as pivot point in accordance with ISO 14397-2:2007.

(With tire deflection) Full compliance to ISO 14397-1:2007 Sections 1 thru 6, which requires 2% verification between calculations and testing.

(No tire deflection) Compliance to ISO 14397-1:2007 Sections 1 thru 5.

Other buckets are available and offerings vary by region. Consult your local Cat dealer for further details.

# 972 XE Wheel Loader Specifications

## Operating Specifications – Buckets *(continued)*

Linkage		Standard Linkage	
Bucket Type		Side Dump – Hook-On – Fusion	Side Dump – Pin-On
Edge Type		Bolt-On Cutting Edges	Bolt-On Cutting Edges
Capacity – Rated	m <sup>3</sup>	3.60	3.60
	yd <sup>3</sup>	4.75	4.75
Capacity – Rated at 110% Fill Factor	m <sup>3</sup>	4.00	4.00
	yd <sup>3</sup>	5.25	5.25
Width	mm	3677	3677
	ft/in	12'0"	12'0"
16† Dump Clearance at Maximum Lift and 45° Discharge	mm	3070	3117
	ft/in	10'0"	10'2"
17† Reach at Maximum Lift and 45° Discharge	mm	1322	1247
	ft/in	4'4"	4'1"
Reach at Level Lift Arm and Bucket Level	mm	3067	2981
	ft/in	10'0"	9'9"
A† Digging Depth	mm	84	104
	in	3.3"	4.1"
12† Overall Length	mm	9314	9243
	ft/in	30'7"	30'4"
B† Overall Height with Bucket at Maximum Lift	mm	6074	6004
	ft/in	20'0"	19'9"
Loader Clearance Circle Radius with Bucket at Carry Position	mm	7910	7800
	ft/in	26'0"	25'8"
Static Tipping Load, Straight (With tire deflection)	kg	15 517	17 294
	lb	34,200	38,117
Static Tipping Load, Straight (No tire deflection)	kg	16 426	18 381
	lb	36,205	40,511
Static Tipping Load, Articulated (With tire deflection)	kg	13 436	15 038
	lb	29,614	33,144
Static Tipping Load, Articulated (No tire deflection)	kg	14 369	16 146
	lb	31,671	35,585
Breakout Force (§)	kN	182	198
	lbf	41,106	44,572
Operating Weight*	kg	25 884	25 347
	lb	57,048	55,864

\* Static tipping loads and operating weights shown are based on a machine configuration with Bridgestone 26.5R25 VJT L3 radial tires, full fluids, operator, standard counterweight, ride control, cold start, roading fenders, Product Link, manual diff lock/open axles (front and rear), power train guard, secondary steering and sound suppression.

† Illustration shown with Dimension charts.

\*\*\*Rock bucket specifications are given on Bridgestone 26.5R25 VSDL L5 radial tires.

(§) Measured 100 mm (4") behind tip of cutting edge with bucket hinge pin as pivot point in accordance with ISO 14397-2:2007.

(With tire deflection) Full compliance to ISO 14397-1:2007 Sections 1 thru 6, which requires 2% verification between calculations and testing.

(No tire deflection) Compliance to ISO 14397-1:2007 Sections 1 thru 5.

Other buckets are available and offerings vary by region. Consult your local Cat dealer for further details.

# 972 XE Wheel Loader Specifications

## Operating Specifications – Buckets *(continued)*

Linkage		Standard Linkage	
Bucket Type		Slag – Pin-On	
Edge Type		Teeth and Segments	Teeth and Segments
Capacity – Rated	m <sup>3</sup>	3.40	3.80
	yd <sup>3</sup>	4.50	5.00
Capacity – Rated at 110% Fill Factor	m <sup>3</sup>	3.80	4.20
	yd <sup>3</sup>	5.00	5.50
Width	mm	3250	3251
	ft/in	10'7"	10'7"
<b>16</b> † Dump Clearance at Maximum Lift and 45° Discharge	mm	3269	3081
	ft/in	10'8"	10'1"
<b>17</b> † Reach at Maximum Lift and 45° Discharge	mm	1333	1420
	ft/in	4'4"	4'7"
Reach at Level Lift Arm and Bucket Level	mm	2899	3097
	ft/in	9'6"	10'1"
<b>A</b> † Digging Depth	mm	97	147
	in	3.8"	5.8"
<b>12</b> † Overall Length	mm	9193	9419
	ft/in	30'2"	30'11"
<b>B</b> † Overall Height with Bucket at Maximum Lift	mm	5888	6130
	ft/in	19'4"	20'2"
Loader Clearance Circle Radius with Bucket at Carry Position	mm	7611	7679
	ft/in	25'0"	25'3"
Static Tipping Load, Straight (With tire deflection)	kg	17 022	16 576
	lb	37,517	36,534
Static Tipping Load, Straight (No tire deflection)	kg	18 176	17 730
	lb	40,061	39,078
Static Tipping Load, Articulated (With tire deflection)	kg	14 625	14 200
	lb	32,234	31,297
Static Tipping Load, Articulated (No tire deflection)	kg	15 799	15 375
	lb	34,821	33,886
Breakout Force (§)	kN	252	200
	lbf	56,665	45,074
Operating Weight*	kg	26 819	26 947
	lb	59,109	59,391

\* Static tipping loads and operating weights shown are based on a machine configuration with Bridgestone 26.5R25 VJT L3 radial tires, full fluids, operator, standard counterweight, ride control, cold start, roading fenders, Product Link, manual diff lock/open axles (front and rear), power train guard, secondary steering and sound suppression.

† Illustration shown with Dimension charts.

\*\*\*Rock bucket specifications are given on Bridgestone 26.5R25 VSDL L5 radial tires.

(§) Measured 100 mm (4") behind tip of cutting edge with bucket hinge pin as pivot point in accordance with ISO 14397-2:2007.

(With tire deflection) Full compliance to ISO 14397-1:2007 Sections 1 thru 6, which requires 2% verification between calculations and testing.

(No tire deflection) Compliance to ISO 14397-1:2007 Sections 1 thru 5.

Other buckets are available and offerings vary by region. Consult your local Cat dealer for further details.

# 972 XE Wheel Loader Specifications

## Operating Specifications – Buckets *(continued)*

Linkage		Standard Linkage			
		Waste, Dozing – Pin-On		Waste, Load & Carry – Pin-On	
Bucket Type		Rubber Bolt-On Cutting Edges	Steel Bolt-On Cutting Edges	Rubber Bolt-On Cutting Edges	Steel Bolt-On Cutting Edges
Capacity – Rated	m <sup>3</sup>	6.50	6.50	7.40	7.40
	yd <sup>3</sup>	8.50	8.50	9.75	9.75
Capacity – Rated at 110% Fill Factor	m <sup>3</sup>	7.20	7.20	8.10	8.10
	yd <sup>3</sup>	9.50	9.50	10.50	10.50
Width	mm	3323	3357	3357	3357
	ft/in	10'10"	11'0"	11'0"	11'0"
<b>16</b> † Dump Clearance at Maximum Lift and 45° Discharge	mm	3064	3141	2861	2858
	ft/in	10'0"	10'3"	9'4"	9'4"
<b>17</b> † Reach at Maximum Lift and 45° Discharge	mm	1114	1187	1467	1470
	ft/in	3'7"	3'10"	4'9"	4'9"
Reach at Level Lift Arm and Bucket Level	mm	2924	2921	3318	3321
	ft/in	9'7"	9'7"	10'10"	10'10"
<b>A</b> † Digging Depth	mm	235	129	89	235
	in	9.2"	5.1"	3.5"	9.2"
<b>12</b> † Overall Length	mm	9280	9202	9599	9603
	ft/in	30'6"	30'3"	31'6"	31'7"
<b>B</b> † Overall Height with Bucket at Maximum Lift	mm	6790	6790	6567	6567
	ft/in	22'4"	22'4"	21'7"	21'7"
Loader Clearance Circle Radius with Bucket at Carry Position	mm	7685	7658	7767	7768
	ft/in	25'3"	25'2"	25'6"	25'6"
Static Tipping Load, Straight (With tire deflection)	kg	18 872	18 629	17 031	17 222
	lb	41,594	41,059	37,538	37,957
Static Tipping Load, Straight (No tire deflection)	kg	20 235	19 987	18 219	18 413
	lb	44,599	44,052	40,154	40,582
Static Tipping Load, Articulated (With tire deflection)	kg	16 405	16 162	14 723	14 914
	lb	36,157	35,622	32,451	32,870
Static Tipping Load, Articulated (No tire deflection)	kg	17 782	17 533	15 930	16 124
	lb	39,191	38,644	35,111	35,539
Breakout Force (§)	kN	205	204	165	166
	lbf	46,147	45,967	37,107	37,449
Operating Weight*	kg	25 425	25 605	25 829	25 706
	lb	56,037	56,434	56,927	56,656

\* Static tipping loads and operating weights shown are based on a machine configuration with Bridgestone 26.5R25 VJT L3 radial tires, full fluids, operator, standard counterweight, ride control, cold start, roading fenders, Product Link, manual diff lock/open axles (front and rear), power train guard, secondary steering and sound suppression.

† Illustration shown with Dimension charts.

\*\*\* Rock bucket specifications are given on Bridgestone 26.5R25 VSDL L5 radial tires.

(§) Measured 100 mm (4") behind tip of cutting edge with bucket hinge pin as pivot point in accordance with ISO 14397-2:2007.

(With tire deflection) Full compliance to ISO 14397-1:2007 Sections 1 thru 6, which requires 2% verification between calculations and testing.

(No tire deflection) Compliance to ISO 14397-1:2007 Sections 1 thru 5.

Other buckets are available and offerings vary by region. Consult your local Cat dealer for further details.

# 972 XE Wheel Loader Specifications

## Operating Specifications – Buckets *(continued)*

Linkage		Standard Linkage	
Bucket Type		Waste, Top Clamp – Pin-On	
Edge Type		Rubber Bolt-On Cutting Edges	Steel Bolt-On Cutting Edges
Capacity – Rated	m <sup>3</sup>	5.00	5.00
	yd <sup>3</sup>	6.50	6.50
Capacity – Rated at 110% Fill Factor	m <sup>3</sup>	5.50	5.50
	yd <sup>3</sup>	7.25	7.25
Width	mm	3357	3357
	ft/in	11'0"	11'0"
<b>16</b> † Dump Clearance at Maximum Lift and 45° Discharge	mm	2569	2647
	ft/in	8'5"	8'8"
<b>17</b> † Reach at Maximum Lift and 45° Discharge	mm	1608	1681
	ft/in	5'3"	5'6"
Reach at Level Lift Arm and Bucket Level	mm	3624	3620
	ft/in	11'10"	11'10"
<b>A</b> † Digging Depth	mm	89	89
	in	3.5"	3.5"
<b>12</b> † Overall Length	mm	9980	9901
	ft/in	32'9"	32'6"
<b>B</b> † Overall Height with Bucket at Maximum Lift	mm	5707	5707
	ft/in	18'9"	18'9"
Loader Clearance Circle Radius with Bucket at Carry Position	mm	7891	7853
	ft/in	25'11"	25'10"
Static Tipping Load, Straight (With tire deflection)	kg	15 220	15 103
	lb	33,545	33,287
Static Tipping Load, Straight (No tire deflection)	kg	16 219	16 102
	lb	35,748	35,489
Static Tipping Load, Articulated (With tire deflection)	kg	13 065	12 948
	lb	28,797	28,538
Static Tipping Load, Articulated (No tire deflection)	kg	14 091	13 973
	lb	31,056	30,798
Breakout Force (§)	kN	136	136
	lbf	30,753	30,683
Operating Weight*	kg	26 496	26 616
	lb	58,397	58,661

\* Static tipping loads and operating weights shown are based on a machine configuration with Bridgestone 26.5R25 VJT L3 radial tires, full fluids, operator, standard counterweight, ride control, cold start, roading fenders, Product Link, manual diff lock/open axles (front and rear), power train guard, secondary steering and sound suppression.

† Illustration shown with Dimension charts.

\*\*\* Rock bucket specifications are given on Bridgestone 26.5R25 VSDL L5 radial tires.

(§) Measured 100 mm (4") behind tip of cutting edge with bucket hinge pin as pivot point in accordance with ISO 14397-2:2007.

(With tire deflection) Full compliance to ISO 14397-1:2007 Sections 1 thru 6, which requires 2% verification between calculations and testing.

(No tire deflection) Compliance to ISO 14397-1:2007 Sections 1 thru 5.

Other buckets are available and offerings vary by region. Consult your local Cat dealer for further details.

# 972 XE Wheel Loader Specifications

## Operating Specifications – Buckets (continued)

Linkage		Standard Linkage						
Bucket Type		Woodchip – Pin-On			Woodchip – Hook-On – Fusion			
Edge Type		Bolt-On Cutting Edges	Bolt-On Cutting Edges	Bolt-On Cutting Edges	Bolt-On Cutting Edges	Bolt-On Cutting Edges	Bolt-On Cutting Edges	Bolt-On Cutting Edges
Capacity – Rated	m <sup>3</sup>	8.20	11.90	14.00	9.80	9.90	11.90	14.00
	yd <sup>3</sup>	10.75	15.50	18.25	12.75	13.00	15.50	18.25
Capacity – Rated at 110% Fill Factor	m <sup>3</sup>	9.00	13.10	15.40	10.80	10.90	13.10	15.40
	yd <sup>3</sup>	11.75	17.25	20.25	14.25	14.25	17.25	20.25
Width	mm	3328	3943	3943	3943	3943	3943	3943
	ft/in	10'11"	12'11"	12'11"	12'11"	12'11"	12'11"	12'11"
<b>16</b> † Dump Clearance at Maximum Lift and 45° Discharge	mm	2819	2660	2519	2822	2823	2663	2519
	ft/in	9'3"	8'8"	8'3"	9'3"	9'3"	8'8"	8'3"
<b>17</b> † Reach at Maximum Lift and 45° Discharge	mm	1523	1684	1825	1562	1561	1721	1865
	ft/in	4'11"	5'6"	5'11"	5'1"	5'1"	5'7"	6'1"
Reach at Level Lift Arm and Bucket Level	mm	3387	3613	3813	3412	3411	3637	3841
	ft/in	11'1"	11'10"	12'6"	11'2"	11'2"	11'11"	12'7"
<b>A</b> † Digging Depth	mm	119	118	118	90	90	90	90
	in	4.7"	4.6"	4.6"	3.5"	3.5"	3.5"	3.5"
<b>12</b> † Overall Length	mm	9661	9886	10 086	9664	9663	9889	10 093
	ft/in	31'9"	32'6"	33'2"	31'9"	31'9"	32'6"	33'2"
<b>B</b> † Overall Height with Bucket at Maximum Lift	mm	6691	6907	7012	6727	6649	6899	7045
	ft/in	22'0"	22'8"	23'1"	22'1"	21'10"	22'8"	23'2"
Loader Clearance Circle Radius with Bucket at Carry Position	mm	7769	8109	8167	8068	8068	8137	8201
	ft/in	25'6"	26'8"	26'10"	26'6"	26'6"	26'9"	26'11"
Static Tipping Load, Straight (With tire deflection)	kg	18 535	17 219	17 030	17 872	17 887	16 956	16 653
	lb	40,853	37,951	37,536	39,389	39,424	37,372	36,704
Static Tipping Load, Straight (No tire deflection)	kg	19 816	18 483	18 343	19 171	19 194	18 258	17 985
	lb	43,675	40,738	40,428	42,253	42,305	40,241	39,640
Static Tipping Load, Articulated (With tire deflection)	kg	16 180	14 894	14 693	15 496	15 508	14 611	14 309
	lb	35,661	32,826	32,384	34,154	34,180	32,203	31,538
Static Tipping Load, Articulated (No tire deflection)	kg	17 477	16 177	16 022	16 811	16 831	15 930	15 657
	lb	38,520	35,654	35,313	37,053	37,096	35,109	34,509
Breakout Force (§)	kN	155	133	120	150	150	131	118
	lbf	34,904	30,044	27,045	33,914	33,922	29,558	26,537
Operating Weight*	kg	24 721	25 741	25 864	25 573	25 582	26 206	26 396
	lb	54,485	56,733	57,004	56,362	56,382	57,758	58,176

\* Static tipping loads and operating weights shown are based on a machine configuration with Bridgestone 26.5R25 VJT L3 radial tires, full fluids, operator, standard counterweight, ride control, cold start, roading fenders, Product Link, manual diff lock/open axles (front and rear), power train guard, secondary steering and sound suppression.

† Illustration shown with Dimension charts.

\*\*\* Rock bucket specifications are given on Bridgestone 26.5R25 VSDL L5 radial tires.

(§) Measured 100 mm (4") behind tip of cutting edge with bucket hinge pin as pivot point in accordance with ISO 14397-2:2007.

(With tire deflection) Full compliance to ISO 14397-1:2007 Sections 1 thru 6, which requires 2% verification between calculations and testing.

(No tire deflection) Compliance to ISO 14397-1:2007 Sections 1 thru 5.

Other buckets are available and offerings vary by region. Consult your local Cat dealer for further details.

# 972 XE Wheel Loader Specifications

## Operating Specifications – Buckets *(continued)*

Linkage		High Lift Linkage					
Bucket Type		General Purpose – Pin-On					
Edge Type		Bolt-On Cutting Edges	Teeth and Segments	Tips	Bolt-On Cutting Edges	Teeth and Segments	Tips
Capacity – Rated	m <sup>3</sup>	4.20	4.20	4.00	4.40	4.40	4.20
	yd <sup>3</sup>	5.50	5.50	5.25	5.75	5.75	5.50
Capacity – Rated at 110% Fill Factor	m <sup>3</sup>	4.60	4.60	4.40	4.80	4.80	4.60
	yd <sup>3</sup>	6.00	6.00	5.75	6.25	6.25	6.00
Width	mm	3220	3271	3271	3220	3271	3271
	ft/in	10'6"	10'8"	10'8"	10'6"	10'8"	10'8"
16† Dump Clearance at Maximum Lift and 45° Discharge	mm	3565	3412	3412	3570	3416	3416
	ft/in	11'8"	11'2"	11'2"	11'8"	11'2"	11'2"
17† Reach at Maximum Lift and 45° Discharge	mm	1317	1455	1455	1312	1450	1450
	ft/in	4'3"	4'9"	4'9"	4'3"	4'9"	4'9"
Reach at Level Lift Arm and Bucket Level	mm	3191	3396	3396	3184	3389	3389
	ft/in	10'5"	11'1"	11'1"	10'5"	11'1"	11'1"
A† Digging Depth	mm	93	93	63	93	93	63
	in	3.6"	3.6"	2.5"	3.6"	3.6"	2.5"
12† Overall Length	mm	9511	9732	9732	9503	9725	9725
	ft/in	31'3"	32'0"	32'0"	31'3"	31'11"	31'11"
B† Overall Height with Bucket at Maximum Lift	mm	6278	6278	6278	6571	6571	6571
	ft/in	20'8"	20'8"	20'8"	21'7"	21'7"	21'7"
Loader Clearance Circle Radius with Bucket at Carry Position	mm	7742	7836	7836	7739	7834	7834
	ft/in	25'5"	25'9"	25'9"	25'5"	25'9"	25'9"
Static Tipping Load, Straight (With tire deflection)	kg	17 135	16 957	17 169	17 185	17 006	17 215
	lb	37,767	37,374	37,841	37,876	37,482	37,943
Static Tipping Load, Straight (No tire deflection)	kg	18 150	17 970	18 180	18 210	18 029	18 237
	lb	40,004	39,606	40,070	40,136	39,737	40,195
Static Tipping Load, Articulated (With tire deflection)	kg	14 911	14 733	14 931	14 954	14 775	14 971
	lb	32,865	32,471	32,909	32,958	32,564	32,996
Static Tipping Load, Articulated (No tire deflection)	kg	15 942	15 761	15 958	15 994	15 813	16 007
	lb	35,136	34,738	35,172	35,251	34,852	35,280
Breakout Force (§)	kN	203	201	215	204	202	216
	lbf	45,826	45,241	48,397	46,049	45,462	48,647
Operating Weight*	kg	24 904	25 042	24 879	24 909	25 047	24 884
	lb	54,888	55,191	54,832	54,900	55,204	54,844

\* Static tipping loads and operating weights shown are based on a machine configuration with Bridgestone 26.5R25 VJT L3 radial tires, full fluids, operator, standard counterweight, ride control, cold start, roading fenders, Product Link, manual diff lock/open axles (front and rear), power train guard, secondary steering and sound suppression.

† Illustration shown with Dimension charts.

\*\*\* Rock bucket specifications are given on Bridgestone 26.5R25 VSDL L5 radial tires.

(§) Measured 100 mm (4") behind tip of cutting edge with bucket hinge pin as pivot point in accordance with ISO 14397-2:2007.

(With tire deflection) Full compliance to ISO 14397-1:2007 Sections 1 thru 6, which requires 2% verification between calculations and testing.

(No tire deflection) Compliance to ISO 14397-1:2007 Sections 1 thru 5.

Other buckets are available and offerings vary by region. Consult your local Cat dealer for further details.

# 972 XE Wheel Loader Specifications

## Operating Specifications – Buckets *(continued)*

Linkage		High Lift Linkage					
Bucket Type		General Purpose – Pin-On					
Edge Type		Bolt-On Cutting Edges	Teeth and Segments	Tips	Bolt-On Cutting Edges	Teeth and Segments	Tips
Capacity – Rated	m <sup>3</sup>	4.60	4.60	4.40	4.80	4.80	4.60
	yd <sup>3</sup>	6.00	6.00	5.75	6.25	6.25	6.00
Capacity – Rated at 110% Fill Factor	m <sup>3</sup>	5.10	5.10	4.80	5.30	5.30	5.10
	yd <sup>3</sup>	6.75	6.75	6.25	7.00	7.00	6.75
Width	mm	3220	3271	3271	3220	3271	3271
	ft/in	10'6"	10'8"	10'8"	10'6"	10'8"	10'8"
<b>16</b> † Dump Clearance at Maximum Lift and 45° Discharge	mm	3528	3374	3374	3495	3340	3340
	ft/in	11'6"	11'0"	11'0"	11'5"	10'11"	10'11"
<b>17</b> † Reach at Maximum Lift and 45° Discharge	mm	1348	1485	1485	1377	1514	1514
	ft/in	4'5"	4'10"	4'10"	4'6"	4'11"	4'11"
Reach at Level Lift Arm and Bucket Level	mm	3240	3445	3445	3285	3490	3490
	ft/in	10'7"	11'3"	11'3"	10'9"	11'5"	11'5"
<b>A</b> † Digging Depth	mm	93	93	63	93	93	63
	in	3.6"	3.6"	2.5"	3.6"	3.6"	2.5"
<b>12</b> † Overall Length	mm	9560	9781	9781	9605	9826	9826
	ft/in	31'5"	32'2"	32'2"	31'7"	32'3"	32'3"
<b>B</b> † Overall Height with Bucket at Maximum Lift	mm	6536	6536	6536	6372	6372	6372
	ft/in	21'6"	21'6"	21'6"	20'11"	20'11"	20'11"
Loader Clearance Circle Radius with Bucket at Carry Position	mm	7756	7851	7851	7770	7865	7865
	ft/in	25'6"	25'10"	25'10"	25'6"	25'10"	25'10"
Static Tipping Load, Straight (With tire deflection)	kg	17 058	16 879	17 091	17 107	16 927	18 986
	lb	37,597	37,202	37,668	37,705	37,308	41,845
Static Tipping Load, Straight (No tire deflection)	kg	18 085	17 903	18 112	18 142	17 959	20 326
	lb	39,860	39,459	39,920	39,985	39,582	44,798
Static Tipping Load, Articulated (With tire deflection)	kg	14 835	14 655	14 853	14 884	14 704	16 498
	lb	32,696	32,301	32,736	32,805	32,407	36,363
Static Tipping Load, Articulated (No tire deflection)	kg	15 876	15 695	15 889	15 933	15 750	17 840
	lb	34,992	34,592	35,019	35,117	34,714	39,319
Breakout Force (§)	kN	196	194	207	190	187	200
	lbf	44,165	43,588	46,548	42,797	42,229	45,028
Operating Weight*	kg	24 964	25 102	24 939	24 892	25 030	24 867
	lb	55,021	55,325	54,965	54,862	55,166	54,806

\* Static tipping loads and operating weights shown are based on a machine configuration with Bridgestone 26.5R25 VJT L3 radial tires, full fluids, operator, standard counterweight, ride control, cold start, roading fenders, Product Link, manual diff lock/open axles (front and rear), power train guard, secondary steering and sound suppression.

† Illustration shown with Dimension charts.

\*\*\* Rock bucket specifications are given on Bridgestone 26.5R25 VSDL L5 radial tires.

(§) Measured 100 mm (4") behind tip of cutting edge with bucket hinge pin as pivot point in accordance with ISO 14397-2:2007.

(With tire deflection) Full compliance to ISO 14397-1:2007 Sections 1 thru 6, which requires 2% verification between calculations and testing.

(No tire deflection) Compliance to ISO 14397-1:2007 Sections 1 thru 5.

Other buckets are available and offerings vary by region. Consult your local Cat dealer for further details.

# 972 XE Wheel Loader Specifications

## Operating Specifications – Buckets *(continued)*

Linkage		High Lift Linkage				
Bucket Type		General Purpose – Pin-On				
Edge Type		Bolt-On Cutting Edges	Teeth and Segments	Tips	Bolt-On Cutting Edges	Bolt-On Cutting Edges
Capacity – Rated	m <sup>3</sup>	5.00	5.00	4.80	5.10	5.30
	yd <sup>3</sup>	6.50	6.50	6.25	6.75	7.00
Capacity – Rated at 110% Fill Factor	m <sup>3</sup>	5.50	5.50	5.30	5.60	5.80
	yd <sup>3</sup>	7.25	7.25	7.00	7.25	7.50
Width	mm	3220	3271	3271	3357	3357
	ft/in	10'6"	10'8"	10'8"	11'0"	11'0"
<b>16†</b> Dump Clearance at Maximum Lift and 45° Discharge	mm	3478	3323	3323	3464	3440
	ft/in	11'4"	10'10"	10'10"	11'4"	11'3"
<b>17†</b> Reach at Maximum Lift and 45° Discharge	mm	1392	1528	1528	1392	1418
	ft/in	4'6"	5'0"	5'0"	4'6"	4'7"
Reach at Level Lift Arm and Bucket Level	mm	3308	3513	3513	3317	3354
	ft/in	10'10"	11'6"	11'6"	10'10"	11'0"
<b>A†</b> Digging Depth	mm	93	93	63	103	98
	in	3.6"	3.6"	2.5"	4"	3.8"
<b>12†</b> Overall Length	mm	9628	9849	9849	9643	9677
	ft/in	31'8"	32'4"	32'4"	31'8"	31'9"
<b>B†</b> Overall Height with Bucket at Maximum Lift	mm	6625	6625	6625	6569	6605
	ft/in	21'9"	21'9"	21'9"	21'7"	21'9"
Loader Clearance Circle Radius with Bucket at Carry Position	mm	7777	7872	7872	7845	7855
	ft/in	25'7"	25'10"	25'10"	25'9"	25'10"
Static Tipping Load, Straight (With tire deflection)	kg	17 166	16 985	17 183	16 751	16 694
	lb	37,835	37,437	37,872	36,921	36,794
Static Tipping Load, Straight (No tire deflection)	kg	18 199	18 015	18 210	17 780	17 730
	lb	40,110	39,706	40,136	39,189	39,077
Static Tipping Load, Articulated (With tire deflection)	kg	14 943	14 762	14 946	14 532	14 474
	lb	32,934	32,535	32,942	32,028	31,902
Static Tipping Load, Articulated (No tire deflection)	kg	15 988	15 805	15 986	15 576	15 525
	lb	35,239	34,835	35,235	34,329	34,217
Breakout Force (§)	kN	193	190	202	184	179
	lbf	43,375	42,811	45,605	41,429	40,399
Operating Weight*	kg	25 005	25 143	24 980	25 191	25 237
	lb	55,111	55,415	55,056	55,520	55,622

\*Static tipping loads and operating weights shown are based on a machine configuration with Bridgestone 26.5R25 VJT L3 radial tires, full fluids, operator, standard counterweight, ride control, cold start, roading fenders, Product Link, manual diff lock/open axles (front and rear), power train guard, secondary steering and sound suppression.

† Illustration shown with Dimension charts.

\*\*\*Rock bucket specifications are given on Bridgestone 26.5R25 VSDL L5 radial tires.

(§) Measured 100 mm (4") behind tip of cutting edge with bucket hinge pin as pivot point in accordance with ISO 14397-2:2007.

(With tire deflection) Full compliance to ISO 14397-1:2007 Sections 1 thru 6, which requires 2% verification between calculations and testing.

(No tire deflection) Compliance to ISO 14397-1:2007 Sections 1 thru 5.

Other buckets are available and offerings vary by region. Consult your local Cat dealer for further details.

# 972 XE Wheel Loader Specifications

## Operating Specifications – Buckets *(continued)*

Linkage		High Lift Linkage		
Bucket Type		General Purpose – Pin-On – Abrasion		
Edge Type		Bolt-On Cutting Edges	Bolt-On Cutting Edges	Bolt-On Cutting Edges
Capacity – Rated	m <sup>3</sup>	5.10	5.30	5.50
	yd <sup>3</sup>	6.75	7.00	7.25
Capacity – Rated at 110% Fill Factor	m <sup>3</sup>	5.60	5.80	6.10
	yd <sup>3</sup>	7.25	7.50	8.00
Width	mm	3357	3357	3357
	ft/in	11'0"	11'0"	11'0"
16† Dump Clearance at Maximum Lift and 45° Discharge	mm	3468	3440	3413
	ft/in	11'4"	11'3"	11'2"
17† Reach at Maximum Lift and 45° Discharge	mm	1395	1419	1444
	ft/in	4'6"	4'7"	4'8"
Reach at Level Lift Arm and Bucket Level	mm	3317	3354	3392
	ft/in	10'10"	11'0"	11'1"
A† Digging Depth	mm	98	98	98
	in	3.8"	3.8"	3.8"
12† Overall Length	mm	9640	9677	9715
	ft/in	31'8"	31'9"	31'11"
B† Overall Height with Bucket at Maximum Lift	mm	6576	6612	6634
	ft/in	21'7"	21'9"	21'10"
Loader Clearance Circle Radius with Bucket at Carry Position	mm	7842	7854	7865
	ft/in	25'9"	25'10"	25'10"
Static Tipping Load, Straight (With tire deflection)	kg	16 738	16 684	16 636
	lb	36,891	36,772	36,667
Static Tipping Load, Straight (No tire deflection)	kg	17 767	17 719	17 678
	lb	39,158	39,054	38,964
Static Tipping Load, Articulated (With tire deflection)	kg	14 518	14 465	14 417
	lb	31,999	31,881	31,775
Static Tipping Load, Articulated (No tire deflection)	kg	15 562	15 515	15 473
	lb	34,300	34,195	34,104
Breakout Force (§)	kN	184	179	175
	lbf	41,453	40,378	39,330
Operating Weight*	kg	25 201	25 243	25 281
	lb	55,543	55,635	55,719

\* Static tipping loads and operating weights shown are based on a machine configuration with Bridgestone 26.5R25 VJT L3 radial tires, full fluids, operator, standard counterweight, ride control, cold start, roading fenders, Product Link, manual diff lock/open axles (front and rear), power train guard, secondary steering and sound suppression.

† Illustration shown with Dimension charts.

\*\*\*Rock bucket specifications are given on Bridgestone 26.5R25 VSDL L5 radial tires.

(§) Measured 100 mm (4") behind tip of cutting edge with bucket hinge pin as pivot point in accordance with ISO 14397-2:2007.

(With tire deflection) Full compliance to ISO 14397-1:2007 Sections 1 thru 6, which requires 2% verification between calculations and testing.

(No tire deflection) Compliance to ISO 14397-1:2007 Sections 1 thru 5.

Other buckets are available and offerings vary by region. Consult your local Cat dealer for further details.

# 972 XE Wheel Loader Specifications

## Operating Specifications – Buckets *(continued)*

Linkage		High Lift Linkage					
Bucket Type		General Purpose – Hook-on – Fusion					
Edge Type		Bolt-On Cutting Edges	Teeth and Segments	Tips	Bolt-On Cutting Edges	Teeth and Segments	Tips
Capacity – Rated	m <sup>3</sup>	4.20	4.20	4.00	4.40	4.40	4.20
	yd <sup>3</sup>	5.50	5.50	5.25	5.75	5.75	5.50
Capacity – Rated at 110% Fill Factor	m <sup>3</sup>	4.60	4.60	4.40	4.80	4.80	4.60
	yd <sup>3</sup>	6.00	6.00	5.75	6.25	6.25	6.00
Width	mm	3220	3271	3271	3220	3271	3271
	ft/in	10'6"	10'8"	10'8"	10'6"	10'8"	10'8"
<b>16†</b> Dump Clearance at Maximum Lift and 45° Discharge	mm	3535	3382	3382	3541	3387	3387
	ft/in	11'7"	11'1"	11'1"	11'7"	11'1"	11'1"
<b>17†</b> Reach at Maximum Lift and 45° Discharge	mm	1352	1490	1490	1347	1485	1485
	ft/in	4'5"	4'10"	4'10"	4'5"	4'10"	4'10"
Reach at Level Lift Arm and Bucket Level	mm	3236	3441	3441	3229	3434	3434
	ft/in	10'7"	11'3"	11'3"	10'7"	11'3"	11'3"
<b>A†</b> Digging Depth	mm	93	93	63	93	93	63
	in	3.6"	3.6"	2.5"	3.6"	3.6"	2.5"
<b>12†</b> Overall Length	mm	9556	9778	9778	9549	9771	9771
	ft/in	31'5"	32'1"	32'1"	31'4"	32'1"	32'1"
<b>B†</b> Overall Height with Bucket at Maximum Lift	mm	6377	6377	6377	6546	6546	6546
	ft/in	21'0"	21'0"	21'0"	21'6"	21'6"	21'6"
Loader Clearance Circle Radius with Bucket at Carry Position	mm	7774	7873	7873	7772	7871	7871
	ft/in	25'7"	25'10"	25'10"	25'6"	25'10"	25'10"
Static Tipping Load, Straight (With tire deflection)	kg	16 667	16 489	16 805	16 673	16 495	16 815
	lb	36,734	36,342	37,038	36,747	36,355	37,062
Static Tipping Load, Straight (No tire deflection)	kg	17 675	17 495	17 820	17 691	17 510	17 841
	lb	38,957	38,560	39,275	38,992	38,594	39,321
Static Tipping Load, Articulated (With tire deflection)	kg	14 459	14 281	14 583	14 459	14 280	14 587
	lb	31,868	31,476	32,142	31,867	31,474	32,150
Static Tipping Load, Articulated (No tire deflection)	kg	15 483	15 303	15 614	15 492	15 311	15 627
	lb	34,126	33,728	34,413	34,145	33,747	34,443
Breakout Force (§)	kN	197	194	207	197	195	208
	lbf	44,294	43,717	46,691	44,461	43,883	46,880
Operating Weight*	kg	25 278	25 416	25 253	25 320	25 458	25 295
	lb	55,713	56,017	55,657	55,805	56,109	55,749

\* Static tipping loads and operating weights shown are based on a machine configuration with Bridgestone 26.5R25 VJT L3 radial tires, full fluids, operator, standard counterweight, ride control, cold start, roading fenders, Product Link, manual diff lock/open axles (front and rear), power train guard, secondary steering and sound suppression.

† Illustration shown with Dimension charts.

\*\*\* Rock bucket specifications are given on Bridgestone 26.5R25 VSDL L5 radial tires.

(§) Measured 100 mm (4") behind tip of cutting edge with bucket hinge pin as pivot point in accordance with ISO 14397-2:2007.

(With tire deflection) Full compliance to ISO 14397-1:2007 Sections 1 thru 6, which requires 2% verification between calculations and testing.

(No tire deflection) Compliance to ISO 14397-1:2007 Sections 1 thru 5.

Other buckets are available and offerings vary by region. Consult your local Cat dealer for further details.

# 972 XE Wheel Loader Specifications

## Operating Specifications – Buckets (continued)

Linkage		High Lift Linkage					
Bucket Type		General Purpose – Hook-on – Fusion					
Edge Type		Bolt-On Cutting Edges	Teeth and Segments	Tips	Bolt-On Cutting Edges	Teeth and Segments	Tips
Capacity – Rated	m <sup>3</sup>	4.60	4.60	4.40	4.80	4.80	4.60
	yd <sup>3</sup>	6.00	6.00	5.75	6.25	6.25	6.00
Capacity – Rated at 110% Fill Factor	m <sup>3</sup>	5.10	5.10	4.80	5.30	5.30	5.10
	yd <sup>3</sup>	6.75	6.75	6.25	7.00	7.00	6.75
Width	mm	3220	3271	3271	3220	3271	3271
	ft/in	10'6"	10'8"	10'8"	10'6"	10'8"	10'8"
<b>16</b> † Dump Clearance at Maximum Lift and 45° Discharge	mm	3498	3343	3343	3471	3316	3316
	ft/in	11'5"	10'11"	10'11"	11'4"	10'10"	10'10"
<b>17</b> † Reach at Maximum Lift and 45° Discharge	mm	1383	1520	1520	1404	1541	1541
	ft/in	4'6"	4'11"	4'11"	4'7"	5'0"	5'0"
Reach at Level Lift Arm and Bucket Level	mm	3286	3491	3491	3321	3526	3526
	ft/in	10'9"	11'5"	11'5"	10'10"	11'6"	11'6"
<b>A</b> † Digging Depth	mm	93	93	63	93	93	63
	in	3.6"	3.6"	2.5"	3.6"	3.6"	2.5"
<b>12</b> † Overall Length	mm	9606	9827	9827	9641	9862	9862
	ft/in	31'7"	32'3"	32'3"	31'8"	32'5"	32'5"
<b>B</b> † Overall Height with Bucket at Maximum Lift	mm	6551	6551	6551	6611	6611	6611
	ft/in	21'6"	21'6"	21'6"	21'9"	21'9"	21'9"
Loader Clearance Circle Radius with Bucket at Carry Position	mm	7790	7890	7890	7801	7901	7901
	ft/in	25'7"	25'11"	25'11"	25'8"	26'0"	26'0"
Static Tipping Load, Straight (With tire deflection)	kg	16 551	16 372	16 688	16 558	16 378	16 693
	lb	36,479	36,085	36,781	36,494	36,097	36,793
Static Tipping Load, Straight (No tire deflection)	kg	17 570	17 389	17 714	17 584	17 401	17 726
	lb	38,726	38,326	39,042	38,755	38,353	39,068
Static Tipping Load, Articulated (With tire deflection)	kg	14 343	14 164	14 467	14 349	14 169	14 471
	lb	31,613	31,219	31,885	31,626	31,229	31,895
Static Tipping Load, Articulated (No tire deflection)	kg	15 378	15 196	15 508	15 390	15 208	15 519
	lb	33,893	33,493	34,180	33,920	33,518	34,204
Breakout Force (§)	kN	189	187	199	185	182	194
	lbf	42,664	42,095	44,885	41,649	41,086	43,762
Operating Weight*	kg	25 379	25 517	25 354	25 374	25 512	25 349
	lb	55,934	56,238	55,879	55,924	56,228	55,868

\* Static tipping loads and operating weights shown are based on a machine configuration with Bridgestone 26.5R25 VJT L3 radial tires, full fluids, operator, standard counterweight, ride control, cold start, roading fenders, Product Link, manual diff lock/open axles (front and rear), power train guard, secondary steering and sound suppression.

† Illustration shown with Dimension charts.

\*\*\* Rock bucket specifications are given on Bridgestone 26.5R25 VSDL L5 radial tires.

(§) Measured 100 mm (4") behind tip of cutting edge with bucket hinge pin as pivot point in accordance with ISO 14397-2:2007.

(With tire deflection) Full compliance to ISO 14397-1:2007 Sections 1 thru 6, which requires 2% verification between calculations and testing.

(No tire deflection) Compliance to ISO 14397-1:2007 Sections 1 thru 5.

Other buckets are available and offerings vary by region. Consult your local Cat dealer for further details.

# 972 XE Wheel Loader Specifications

## Operating Specifications – Buckets *(continued)*

Linkage		High Lift Linkage					
Bucket Type		General Purpose – Hook-on – Fusion				General Purpose – Hook-on – Volvo Large	
Edge Type		Bolt-On Cutting Edges	Teeth and Segments	Tips	Bolt-On Cutting Edges	Bolt-On Cutting Edges	
Capacity – Rated	m <sup>3</sup>	5.00	5.00	4.80	4.00	4.40	
	yd <sup>3</sup>	6.50	6.50	6.25	5.25	5.75	
Capacity – Rated at 110% Fill Factor	m <sup>3</sup>	5.50	5.50	5.30	4.40	4.80	
	yd <sup>3</sup>	7.25	7.25	7.00	5.75	6.25	
Width	mm	3220	3271	3271	3220	3220	
	ft/in	10'6"	10'8"	10'8"	10'6"	10'6"	
<b>16†</b> Dump Clearance at Maximum Lift and 45° Discharge	mm	3447	3292	3292	3469	3405	
	ft/in	11'3"	10'9"	10'9"	11'4"	11'2"	
<b>17†</b> Reach at Maximum Lift and 45° Discharge	mm	1425	1561	1561	1459	1506	
	ft/in	4'8"	5'1"	5'1"	4'9"	4'11"	
Reach at Level Lift Arm and Bucket Level	mm	3353	3558	3558	3358	3438	
	ft/in	11'0"	11'8"	11'8"	11'0"	11'3"	
<b>A†</b> Digging Depth	mm	93	93	63	87	87	
	in	3.6"	3.6"	2.5"	3.4"	3.4"	
<b>12†</b> Overall Length	mm	9673	9895	9895	9674	9754	
	ft/in	31'9"	32'6"	32'6"	31'9"	32'1"	
<b>B†</b> Overall Height with Bucket at Maximum Lift	mm	6636	6636	6636	6542	6660	
	ft/in	21'10"	21'10"	21'10"	21'6"	21'11"	
Loader Clearance Circle Radius with Bucket at Carry Position	mm	7812	7912	7912	7797	7823	
	ft/in	25'8"	26'0"	26'0"	25'7"	25'8"	
Static Tipping Load, Straight (With tire deflection)	kg	16 452	16 271	16 586	15 682	15 567	
	lb	36,261	35,863	36,555	34,564	34,310	
Static Tipping Load, Straight (No tire deflection)	kg	17 481	17 298	17 621	16 641	16 541	
	lb	38,529	38,126	38,838	36,678	36,458	
Static Tipping Load, Articulated (With tire deflection)	kg	14 243	14 063	14 364	13 569	13 453	
	lb	31,393	30,995	31,658	29,907	29,651	
Static Tipping Load, Articulated (No tire deflection)	kg	15 287	15 104	15 414	14 546	14 444	
	lb	33,694	33,291	33,974	32,059	31,836	
Breakout Force(§)	kN	180	178	189	182	173	
	lbf	40,658	40,101	42,672	41,089	38,885	
Operating Weight*	kg	25 465	25 602	25 439	25 485	25 591	
	lb	56,123	56,427	56,068	56,169	56,403	

\* Static tipping loads and operating weights shown are based on a machine configuration with Bridgestone 26.5R25 VJT L3 radial tires, full fluids, operator, standard counterweight, ride control, cold start, roading fenders, Product Link, manual diff lock/open axles (front and rear), power train guard, secondary steering and sound suppression.

† Illustration shown with Dimension charts.

\*\*\* Rock bucket specifications are given on Bridgestone 26.5R25 VSDL L5 radial tires.

(§) Measured 100 mm (4") behind tip of cutting edge with bucket hinge pin as pivot point in accordance with ISO 14397-2:2007.

(With tire deflection) Full compliance to ISO 14397-1:2007 Sections 1 thru 6, which requires 2% verification between calculations and testing.

(No tire deflection) Compliance to ISO 14397-1:2007 Sections 1 thru 5.

Other buckets are available and offerings vary by region. Consult your local Cat dealer for further details.

# 972 XE Wheel Loader Specifications

## Operating Specifications – Buckets *(continued)*

Linkage		High Lift Linkage					
Bucket Type		Flat Floor – Pin-On					
Edge Type		Bolt-On Cutting Edges	Teeth and Segments	Tips	Bolt-On Cutting Edges	Teeth and Segments	Tips
Capacity – Rated	m <sup>3</sup>	4.60	4.60	4.40	4.80	4.80	4.60
	yd <sup>3</sup>	6.00	6.00	5.75	6.25	6.25	6.00
Capacity – Rated at 110% Fill Factor	m <sup>3</sup>	5.10	5.10	4.80	5.30	5.30	5.10
	yd <sup>3</sup>	6.75	6.75	6.25	7.00	7.00	6.75
Width	mm	3220	3271	3271	3220	3271	3271
	ft/in	10'6"	10'8"	10'8"	10'6"	10'8"	10'8"
<b>16†</b> Dump Clearance at Maximum Lift and 45° Discharge	mm	3461	3298	3298	3439	3277	3277
	ft/in	11'4"	10'9"	10'9"	11'3"	10'9"	10'9"
<b>17†</b> Reach at Maximum Lift and 45° Discharge	mm	1271	1398	1398	1292	1419	1419
	ft/in	4'2"	4'7"	4'7"	4'2"	4'7"	4'7"
Reach at Level Lift Arm and Bucket Level	mm	3250	3455	3455	3280	3485	3485
	ft/in	10'7"	11'4"	11'4"	10'9"	11'5"	11'5"
<b>A†</b> Digging Depth	mm	93	93	63	93	93	63
	in	3.6"	3.6"	2.5"	3.6"	3.6"	2.5"
<b>12†</b> Overall Length	mm	9570	9791	9791	9600	9821	9821
	ft/in	31'5"	32'2"	32'2"	31'6"	32'3"	32'3"
<b>B†</b> Overall Height with Bucket at Maximum Lift	mm	6499	6503	6503	6534	6534	6534
	ft/in	21'4"	21'4"	21'4"	21'6"	21'6"	21'6"
Loader Clearance Circle Radius with Bucket at Carry Position	mm	7759	7854	7854	7768	7863	7863
	ft/in	25'6"	25'10"	25'10"	25'6"	25'10"	25'10"
Static Tipping Load, Straight (With tire deflection)	kg	16 936	16 827	17 139	16 970	16 790	16 987
	lb	37,328	37,088	37,776	37,402	37,007	37,440
Static Tipping Load, Straight (No tire deflection)	kg	17 941	17 834	18 155	17 985	17 803	17 998
	lb	39,543	39,307	40,013	39,640	39,239	39,669
Static Tipping Load, Articulated (With tire deflection)	kg	14 730	14 615	14 913	14 757	14 577	14 761
	lb	32,466	32,211	32,869	32,525	32,129	32,534
Static Tipping Load, Articulated (No tire deflection)	kg	15 751	15 638	15 944	15 788	15 606	15 787
	lb	34,716	34,466	35,141	34,797	34,396	34,795
Breakout Force (§)	kN	195	192	205	191	188	201
	lbf	43,861	43,303	46,229	42,934	42,364	45,180
Operating Weight*	kg	24 956	25 076	24 913	24 972	25 110	24 947
	lb	55,003	55,267	54,907	55,039	55,342	54,983

\* Static tipping loads and operating weights shown are based on a machine configuration with Bridgestone 26.5R25 VJT L3 radial tires, full fluids, operator, standard counterweight, ride control, cold start, roading fenders, Product Link, manual diff lock/open axles (front and rear), power train guard, secondary steering and sound suppression.

† Illustration shown with Dimension charts.

\*\*\* Rock bucket specifications are given on Bridgestone 26.5R25 VSDL L5 radial tires.

(§) Measured 100 mm (4") behind tip of cutting edge with bucket hinge pin as pivot point in accordance with ISO 14397-2:2007.

(With tire deflection) Full compliance to ISO 14397-1:2007 Sections 1 thru 6, which requires 2% verification between calculations and testing.

(No tire deflection) Compliance to ISO 14397-1:2007 Sections 1 thru 5.

Other buckets are available and offerings vary by region. Consult your local Cat dealer for further details.

# 972 XE Wheel Loader Specifications

## Operating Specifications – Buckets *(continued)*

Linkage		High Lift Linkage					
Bucket Type		Flat Floor – Pin-On					
Edge Type		Bolt-On Cutting Edges	Teeth and Segments	Tips	Bolt-On Cutting Edges	Teeth and Segments	Tips
Capacity – Rated	m <sup>3</sup>	5.00	5.00	4.80	5.20	5.20	5.00
	yd <sup>3</sup>	6.50	6.50	6.25	6.75	6.75	6.50
Capacity – Rated at 110% Fill Factor	m <sup>3</sup>	5.50	5.50	5.30	5.70	5.70	5.50
	yd <sup>3</sup>	7.25	7.25	7.00	7.50	7.50	7.25
Width	mm	3220	3271	3271	3220	3271	3271
	ft/in	10'6"	10'8"	10'8"	10'6"	10'8"	10'8"
16† Dump Clearance at Maximum Lift and 45° Discharge	mm	3411	3248	3248	3390	3227	3227
	ft/in	11'2"	10'7"	10'7"	11'1"	10'7"	10'7"
17† Reach at Maximum Lift and 45° Discharge	mm	1320	1447	1447	1342	1468	1468
	ft/in	4'4"	4'8"	4'8"	4'4"	4'9"	4'9"
Reach at Level Lift Arm and Bucket Level	mm	3320	3525	3525	3350	3555	3555
	ft/in	10'10"	11'6"	11'6"	10'11"	11'7"	11'7"
A† Digging Depth	mm	93	93	63	93	93	63
	in	3.6"	3.6"	2.5"	3.6"	3.6"	2.5"
12† Overall Length	mm	9640	9861	9861	9670	9891	9891
	ft/in	31'8"	32'5"	32'5"	31'9"	32'6"	32'6"
B† Overall Height with Bucket at Maximum Lift	mm	6563	6563	6563	6605	6605	6605
	ft/in	21'7"	21'7"	21'7"	21'9"	21'9"	21'9"
Loader Clearance Circle Radius with Bucket at Carry Position	mm	7780	7876	7876	7789	7885	7885
	ft/in	25'7"	25'11"	25'11"	25'7"	25'11"	25'11"
Static Tipping Load, Straight (With tire deflection)	kg	16 916	16 736	17 029	16 878	16 697	17 003
	lb	37,283	36,886	37,533	37,200	36,802	37,475
Static Tipping Load, Straight (No tire deflection)	kg	17 939	17 757	18 057	17 908	17 724	18 038
	lb	39,539	39,136	39,799	39,469	39,065	39,756
Static Tipping Load, Articulated (With tire deflection)	kg	14 702	14 522	14 802	14 664	14 483	14 775
	lb	32,405	32,007	32,625	32,321	31,922	32,566
Static Tipping Load, Articulated (No tire deflection)	kg	15 741	15 558	15 845	15 709	15 525	15 825
	lb	34,694	34,291	34,924	34,623	34,219	34,880
Breakout Force (§)	kN	185	183	195	181	179	190
	lbf	41,718	41,156	43,837	40,848	40,290	42,877
Operating Weight*	kg	25 022	25 160	24 997	25 057	25 195	25 032
	lb	55,148	55,452	55,093	55,225	55,529	55,169

\* Static tipping loads and operating weights shown are based on a machine configuration with Bridgestone 26.5R25 VJT L3 radial tires, full fluids, operator, standard counterweight, ride control, cold start, roading fenders, Product Link, manual diff lock/open axles (front and rear), power train guard, secondary steering and sound suppression.

† Illustration shown with Dimension charts.

\*\*\* Rock bucket specifications are given on Bridgestone 26.5R25 VSDL L5 radial tires.

(§) Measured 100 mm (4") behind tip of cutting edge with bucket hinge pin as pivot point in accordance with ISO 14397-2:2007.

(With tire deflection) Full compliance to ISO 14397-1:2007 Sections 1 thru 6, which requires 2% verification between calculations and testing.

(No tire deflection) Compliance to ISO 14397-1:2007 Sections 1 thru 5.

Other buckets are available and offerings vary by region. Consult your local Cat dealer for further details.

# 972 XE Wheel Loader Specifications

## Operating Specifications – Buckets *(continued)*

Linkage		High Lift Linkage					
Bucket Type	Edge Type	Flat Floor – Pin-On – BGE – STD			Flat Floor – Pin-On – BGE – STD – FMT		
		Bolt-On Cutting Edges	Bolt-On Cutting Edges	Bolt-On Cutting Edges	Tips	Tips	Tips
Capacity – Rated	m <sup>3</sup>	4.60	4.80	5.00	4.40	4.80	5.00
	yd <sup>3</sup>	6.00	6.25	6.50	5.75	6.25	6.50
Capacity – Rated at 110% Fill Factor	m <sup>3</sup>	5.10	5.30	5.50	4.80	5.30	5.50
	yd <sup>3</sup>	6.75	7.00	7.25	6.25	7.00	7.25
Width	mm	3220	3220	3238	3312	3312	3312
	ft/in	10'6"	10'6"	10'7"	10'10"	10'10"	10'10"
<b>16</b> † Dump Clearance at Maximum Lift and 45° Discharge	mm	3457	3439	3411	3316	3271	3249
	ft/in	11'4"	11'3"	11'2"	10'10"	10'8"	10'7"
<b>17</b> † Reach at Maximum Lift and 45° Discharge	mm	1274	1292	1320	1448	1494	1515
	ft/in	4'2"	4'2"	4'4"	4'9"	4'10"	4'11"
Reach at Level Lift Arm and Bucket Level	mm	3255	3280	3320	3477	3542	3572
	ft/in	10'8"	10'9"	10'10"	11'4"	11'7"	11'8"
<b>A</b> † Digging Depth	mm	93	93	93	68	68	68
	in	3.6"	3.6"	3.6"	2.6"	2.6"	2.6"
<b>12</b> † Overall Length	mm	9575	9600	9640	9781	9846	9876
	ft/in	31'5"	31'6"	31'8"	32'2"	32'4"	32'5"
<b>B</b> † Overall Height with Bucket at Maximum Lift	mm	6538	6528	6554	6538	6599	6599
	ft/in	21'6"	21'5"	21'7"	21'6"	21'8"	21'8"
Loader Clearance Circle Radius with Bucket at Carry Position	mm	7761	7768	7788	7860	7881	7890
	ft/in	25'6"	25'6"	25'7"	25'10"	25'11"	25'11"
Static Tipping Load, Straight (With tire deflection)	kg	16 186	16 362	16 290	16 310	16 427	16 329
	lb	35,674	36,061	35,904	35,948	36,206	35,990
Static Tipping Load, Straight (No tire deflection)	kg	17 162	17 360	17 295	17 291	17 444	17 347
	lb	37,825	38,263	38,118	38,111	38,447	38,234
Static Tipping Load, Articulated (With tire deflection)	kg	14 004	14 156	14 085	14 114	14 205	14 110
	lb	30,865	31,201	31,044	31,108	31,309	31,099
Static Tipping Load, Articulated (No tire deflection)	kg	14 996	15 171	15 105	15 112	15 237	15 143
	lb	33,052	33,437	33,293	33,308	33,584	33,376
Breakout Force(§)	kN	192	189	183	204	195	190
	lbf	43,210	42,495	41,297	46,022	43,834	42,825
Operating Weight*	kg	25 476	25 453	25 516	25 460	25 516	25 588
	lb	56,149	56,098	56,237	56,114	56,237	56,396

\* Static tipping loads and operating weights shown are based on a machine configuration with Bridgestone 26.5R25 VJT L3 radial tires, full fluids, operator, standard counterweight, ride control, cold start, roading fenders, Product Link, manual diff lock/open axles (front and rear), power train guard, secondary steering and sound suppression.

† Illustration shown with Dimension charts.

\*\*\* Rock bucket specifications are given on Bridgestone 26.5R25 VSDL L5 radial tires.

(§) Measured 100 mm (4") behind tip of cutting edge with bucket hinge pin as pivot point in accordance with ISO 14397-2:2007.

(With tire deflection) Full compliance to ISO 14397-1:2007 Sections 1 thru 6, which requires 2% verification between calculations and testing.

(No tire deflection) Compliance to ISO 14397-1:2007 Sections 1 thru 5.

Other buckets are available and offerings vary by region. Consult your local Cat dealer for further details.

# 972 XE Wheel Loader Specifications

## Operating Specifications – Buckets *(continued)*

Linkage		High Lift Linkage					
Bucket Type		Flat Floor – Pin-On – Abrasion					
Edge Type		Bolt-On Cutting Edges	Teeth and Segments	Tips	Bolt-On Cutting Edges	Teeth and Segments	Tips
Capacity – Rated	m <sup>3</sup>	4.60	4.60	4.40	4.80	4.80	4.60
	yd <sup>3</sup>	6.00	6.00	5.75	6.25	6.25	6.00
Capacity – Rated at 110% Fill Factor	m <sup>3</sup>	5.10	5.10	4.80	5.30	5.30	5.10
	yd <sup>3</sup>	6.75	6.75	6.25	7.00	7.00	6.75
Width	mm	3220	3271	3271	3220	3271	3271
	ft/in	10'6"	10'8"	10'8"	10'6"	10'8"	10'8"
16† Dump Clearance at Maximum Lift and 45° Discharge	mm	3461	3298	3298	3439	3277	3277
	ft/in	11'4"	10'9"	10'9"	11'3"	10'9"	10'9"
17† Reach at Maximum Lift and 45° Discharge	mm	1271	1398	1398	1292	1419	1419
	ft/in	4'2"	4'7"	4'7"	4'2"	4'7"	4'7"
Reach at Level Lift Arm and Bucket Level	mm	3250	3455	3455	3280	3485	3485
	ft/in	10'7"	11'4"	11'4"	10'9"	11'5"	11'5"
A† Digging Depth	mm	93	93	63	93	93	63
	in	3.6"	3.6"	2.5"	3.6"	3.6"	2.5"
12† Overall Length	mm	9570	9791	9791	9600	9821	9821
	ft/in	31'5"	32'2"	32'2"	31'6"	32'3"	32'3"
B† Overall Height with Bucket at Maximum Lift	mm	6503	6503	6503	6534	6534	6534
	ft/in	21'4"	21'4"	21'4"	21'6"	21'6"	21'6"
Loader Clearance Circle Radius with Bucket at Carry Position	mm	7759	7854	7854	7768	7863	7863
	ft/in	25'6"	25'10"	25'10"	25'6"	25'10"	25'10"
Static Tipping Load, Straight (With tire deflection)	kg	16 861	16 683	16 972	16 821	16 642	16 959
	lb	37,163	36,769	37,406	37,074	36,679	37,378
Static Tipping Load, Straight (No tire deflection)	kg	17 869	17 688	17 983	17 834	17 653	17 979
	lb	39,384	38,985	39,636	39,308	38,907	39,626
Static Tipping Load, Articulated (With tire deflection)	kg	14 649	14 470	14 746	14 608	14 428	14 732
	lb	32,287	31,893	32,500	32,196	31,800	32,471
Static Tipping Load, Articulated (No tire deflection)	kg	15 672	15 491	15 773	15 637	15 455	15 768
	lb	34,543	34,144	34,764	34,464	34,064	34,753
Breakout Force (§)	kN	194	192	205	190	187	200
	lbf	43,747	43,172	46,089	42,796	42,227	45,035
Operating Weight*	kg	25 079	25 217	25 054	25 116	25 254	25 091
	lb	55,274	55,578	55,218	55,356	55,660	55,300

\* Static tipping loads and operating weights shown are based on a machine configuration with Bridgestone 26.5R25 VJT L3 radial tires, full fluids, operator, standard counterweight, ride control, cold start, roading fenders, Product Link, manual diff lock/open axles (front and rear), power train guard, secondary steering and sound suppression.

† Illustration shown with Dimension charts.

\*\*\* Rock bucket specifications are given on Bridgestone 26.5R25 VSDL L5 radial tires.

(§) Measured 100 mm (4") behind tip of cutting edge with bucket hinge pin as pivot point in accordance with ISO 14397-2:2007.

(With tire deflection) Full compliance to ISO 14397-1:2007 Sections 1 thru 6, which requires 2% verification between calculations and testing.

(No tire deflection) Compliance to ISO 14397-1:2007 Sections 1 thru 5.

Other buckets are available and offerings vary by region. Consult your local Cat dealer for further details.

# 972 XE Wheel Loader Specifications

## Operating Specifications – Buckets *(continued)*

Linkage		High Lift Linkage						
Bucket Type		Flat Floor – Pin-On – Abrasion						
Edge Type		Bolt-On Cutting Edges	Teeth and Segments	Tips	Bolt-On Cutting Edges	Teeth and Segments	Tips	Bolt-On Cutting Edges
Capacity – Rated	m <sup>3</sup>	5.00	5.00	4.80	5.20	5.20	5.00	5.40
	yd <sup>3</sup>	6.50	6.50	6.25	6.75	6.75	6.50	7.00
Capacity – Rated at 110% Fill Factor	m <sup>3</sup>	5.50	5.50	5.30	5.70	5.70	5.50	5.90
	yd <sup>3</sup>	7.25	7.25	7.00	7.50	7.50	7.25	7.75
Width	mm	3220	3271	3271	3220	3271	3271	3230
	ft/in	10'6"	10'8"	10'8"	10'6"	10'8"	10'8"	10'7"
16† Dump Clearance at Maximum Lift and 45° Discharge	mm	3411	3248	3248	3390	3227	3227	3362
	ft/in	11' 2"	10' 7"	10' 7"	11' 1"	10' 7"	10' 7"	11' 0"
17† Reach at Maximum Lift and 45° Discharge	mm	1320	1447	1447	1342	1468	1468	1363
	ft/in	4'4"	4'8"	4'8"	4'4"	4'9"	4'9"	4'5"
Reach at Level Lift Arm and Bucket Level	mm	3320	3525	3525	3350	3555	3555	3385
	ft/in	10'10"	11'6"	11'6"	10'11"	11'7"	11'7"	11'1"
A† Digging Depth	mm	93	93	63	93	93	63	98
	in	3.6"	3.6"	2.5"	3.6"	3.6"	2.5"	3.8"
12† Overall Length	mm	9640	9861	9861	9670	9891	9891	9708
	ft/in	31'8"	32'5"	32'5"	31'9"	32'6"	32'6"	31'11"
B† Overall Height with Bucket at Maximum Lift	mm	6574	6574	6574	6605	6605	6605	6647
	ft/in	21'7"	21'7"	21'7"	21'9"	21'9"	21'9"	21'10"
Loader Clearance Circle Radius with Bucket at Carry Position	mm	7780	7876	7876	7789	7885	7885	7807
	ft/in	25'7"	25'11"	25'11"	25'7"	25'11"	25'11"	25'8"
Static Tipping Load, Straight (With tire deflection)	kg	16 759	16 579	16 867	16 717	16 536	16 823	16 684
	lb	36,938	36,541	37,175	36,845	36,447	37,080	36,773
Static Tipping Load, Straight (No tire deflection)	kg	17 780	17 598	17 892	17 744	17 561	17 855	17 719
	lb	39,189	38,786	39,434	39,109	38,705	39,352	39,054
Static Tipping Load, Articulated (With tire deflection)	kg	14 546	14 365	14 640	14 503	14 322	14 596	14 470
	lb	32,059	31,662	32,266	31,965	31,566	32,170	31,892
Static Tipping Load, Articulated (No tire deflection)	kg	15 582	15 400	15 680	15 545	15 362	15 642	15 520
	lb	34,344	33,941	34,559	34,263	33,858	34,476	34,206
Breakout Force (§)	kN	185	182	194	181	178	190	176
	lbf	41,574	41,012	43,685	40,700	40,142	42,721	39,603
Operating Weight*	kg	25 172	25 310	25 147	25 211	25 349	25 186	25 220
	lb	55,479	55,783	55,423	55,564	55,868	55,508	55,585

\* Static tipping loads and operating weights shown are based on a machine configuration with Bridgestone 26.5R25 VJT L3 radial tires, full fluids, operator, standard counterweight, ride control, cold start, roading fenders, Product Link, manual diff lock/open axles (front and rear), power train guard, secondary steering and sound suppression.

† Illustration shown with Dimension charts.

\*\*\* Rock bucket specifications are given on Bridgestone 26.5R25 VSDL L5 radial tires.

(§) Measured 100 mm (4") behind tip of cutting edge with bucket hinge pin as pivot point in accordance with ISO 14397-2:2007.

(With tire deflection) Full compliance to ISO 14397-1:2007 Sections 1 thru 6, which requires 2% verification between calculations and testing.

(No tire deflection) Compliance to ISO 14397-1:2007 Sections 1 thru 5.

Other buckets are available and offerings vary by region. Consult your local Cat dealer for further details.

# 972 XE Wheel Loader Specifications

## Operating Specifications – Buckets *(continued)*

Linkage		High Lift Linkage					
Bucket Type	Edge Type	Flat Floor – Pin-On – Abrasion – BGE			Flat Floor – Pin-On – Abrasion – BGE – FMT		
		Bolt-On Cutting Edges	Bolt-On Cutting Edges	Bolt-On Cutting Edges	Tips	Tips	Tips
Capacity – Rated	m <sup>3</sup>	4.60	4.80	5.00	4.60	4.80	5.00
	yd <sup>3</sup>	6.00	6.25	6.50	6.00	6.25	6.50
Capacity – Rated at 110% Fill Factor	m <sup>3</sup>	5.10	5.30	5.50	5.10	5.30	5.50
	yd <sup>3</sup>	6.75	7.00	7.25	6.75	7.00	7.25
Width	mm	3220	3220	3220	3311	3311	3311
	ft/in	10'6"	10'6"	10'6"	10'10"	10'10"	10'10"
<b>16</b> † Dump Clearance at Maximum Lift and 45° Discharge	mm	3457	3439	3425	3295	3267	3245
	ft/in	11'4"	11'3"	11'2"	10'9"	10'8"	10'7"
<b>17</b> † Reach at Maximum Lift and 45° Discharge	mm	1274	1292	1306	1462	1490	1511
	ft/in	4'2"	4'2"	4'3"	4'9"	4'10"	4'11"
Reach at Level Lift Arm and Bucket Level	mm	3255	3280	3300	3502	3542	3572
	ft/in	10'8"	10'9"	10'9"	11'5"	11'7"	11'8"
<b>A</b> † Digging Depth	mm	93	93	93	68	68	68
	in	3.6"	3.6"	3.6"	2.6"	2.6"	2.6"
<b>12</b> † Overall Length	mm	9575	9600	9620	9810	9850	9880
	ft/in	31'5"	31'6"	31'7"	32'3"	32'4"	32'5"
<b>B</b> † Overall Height with Bucket at Maximum Lift	mm	6541	6528	6627	6527	6567	6598
	ft/in	21'6"	21'5"	21'9"	21'5"	21'7"	21'8"
Loader Clearance Circle Radius with Bucket at Carry Position	mm	7761	7768	7774	7870	7882	7892
	ft/in	25'6"	25'6"	25'7"	25'10"	25'11"	25'11"
Static Tipping Load, Straight (With tire deflection)	kg	16 186	16 365	16 359	16 514	16 436	16 387
	lb	35,676	36,069	36,057	36,398	36,226	36,118
Static Tipping Load, Straight (No tire deflection)	kg	17 162	17 364	17 373	17 525	17 455	17 412
	lb	37,826	38,271	38,291	38,627	38,471	38,376
Static Tipping Load, Articulated (With tire deflection)	kg	14 004	14 160	14 147	14 288	14 209	14 159
	lb	30,866	31,209	31,181	31,490	31,318	31,208
Static Tipping Load, Articulated (No tire deflection)	kg	14 996	15 174	15 176	15 314	15 243	15 199
	lb	33,053	33,445	33,449	33,753	33,596	33,500
Breakout Force (§)	kN	192	189	186	200	194	190
	lbf	43,209	42,522	41,850	45,111	43,735	42,761
Operating Weight*	kg	25 475	25 458	25 513	25 478	25 546	25 590
	lb	56,147	56,109	56,230	56,152	56,303	56,400

\* Static tipping loads and operating weights shown are based on a machine configuration with Bridgestone 26.5R25 VJT L3 radial tires, full fluids, operator, standard counterweight, ride control, cold start, roading fenders, Product Link, manual diff lock/open axles (front and rear), power train guard, secondary steering and sound suppression.

† Illustration shown with Dimension charts.

\*\*\* Rock bucket specifications are given on Bridgestone 26.5R25 VSDL L5 radial tires.

(§) Measured 100 mm (4") behind tip of cutting edge with bucket hinge pin as pivot point in accordance with ISO 14397-2:2007.

(With tire deflection) Full compliance to ISO 14397-1:2007 Sections 1 thru 6, which requires 2% verification between calculations and testing.

(No tire deflection) Compliance to ISO 14397-1:2007 Sections 1 thru 5.

Other buckets are available and offerings vary by region. Consult your local Cat dealer for further details.

# 972 XE Wheel Loader Specifications

## Operating Specifications – Buckets (continued)

Linkage		High Lift Linkage			
		Flat Floor – Pin-On – Abrasion Narrow			Flat Floor – Pin-On – Light Material
Bucket Type		Bolt-On Cutting Edges	Teeth and Segments	Tips	Bolt-On Cutting Edges
Edge Type					
Capacity – Rated	m <sup>3</sup>	4.80	4.80	4.60	10.00
	yd <sup>3</sup>	6.25	6.25	6.00	13.00
Capacity – Rated at 110% Fill Factor	m <sup>3</sup>	5.30	5.30	5.10	10.90
	yd <sup>3</sup>	7.00	7.00	6.75	14.25
Width	mm	2995	3050	3050	3943
	ft/in	9'9"	10'0"	10'0"	12'11"
16† Dump Clearance at Maximum Lift and 45° Discharge	mm	3362	3199	3199	3153
	ft/in	11'0"	10'5"	10'5"	10'4"
17† Reach at Maximum Lift and 45° Discharge	mm	1362	1490	1490	1548
	ft/in	4'5"	4'10"	4'10"	5'0"
Reach at Level Lift Arm and Bucket Level	mm	3384	3590	3590	3663
	ft/in	11'1"	11'9"	11'9"	12'0"
A† Digging Depth	mm	98	93	63	114
	in	3.8"	3.6"	2.5"	4.5"
12† Overall Length	mm	9707	9930	9930	9997
	ft/in	31'11"	32'7"	32'7"	32'10"
B† Overall Height with Bucket at Maximum Lift	mm	6672	6672	6672	7026
	ft/in	21'11"	21'11"	21'11"	23'1"
Loader Clearance Circle Radius with Bucket at Carry Position	mm	7702	7801	7801	8213
	ft/in	25'4"	25'8"	25'8"	27'0"
Static Tipping Load, Straight (With tire deflection)	kg	16 540	16 255	16 541	17 000
	lb	36,455	35,826	36,457	37,469
Static Tipping Load, Straight (No tire deflection)	kg	17 555	17 265	17 560	18 146
	lb	38,692	38,053	38,702	39,994
Static Tipping Load, Articulated (With tire deflection)	kg	14 349	14 063	14 337	14 767
	lb	31,625	30,996	31,599	32,547
Static Tipping Load, Articulated (No tire deflection)	kg	15 380	15 089	15 371	15 924
	lb	33,898	33,258	33,878	35,097
Breakout Force (§)	kN	176	173	183	148
	lbf	39,713	38,881	41,245	33,358
Operating Weight*	kg	25 211	25 383	25 237	24 984
	lb	55,565	55,944	55,622	55,064

\* Static tipping loads and operating weights shown are based on a machine configuration with Bridgestone 26.5R25 VJT L3 radial tires, full fluids, operator, standard counterweight, ride control, cold start, roading fenders, Product Link, manual diff lock/open axles (front and rear), power train guard, secondary steering and sound suppression.

† Illustration shown with Dimension charts.

\*\*\* Rock bucket specifications are given on Bridgestone 26.5R25 VSDL L5 radial tires.

(§) Measured 100 mm (4") behind tip of cutting edge with bucket hinge pin as pivot point in accordance with ISO 14397-2:2007.

(With tire deflection) Full compliance to ISO 14397-1:2007 Sections 1 thru 6, which requires 2% verification between calculations and testing.

(No tire deflection) Compliance to ISO 14397-1:2007 Sections 1 thru 5.

Other buckets are available and offerings vary by region. Consult your local Cat dealer for further details.

# 972 XE Wheel Loader Specifications

## Operating Specifications – Buckets (continued)

Linkage		High Lift Linkage					
Bucket Type		Flat Floor – Hook-On – Fusion					
Edge Type		Bolt-On Cutting Edges	Teeth and Segments	Tips	Bolt-On Cutting Edges	Teeth and Segments	Tips
Capacity – Rated	m <sup>3</sup>	4.40	4.40	4.20	4.60	4.60	4.40
	yd <sup>3</sup>	5.75	5.75	5.50	6.00	6.00	5.75
Capacity – Rated at 110% Fill Factor	m <sup>3</sup>	4.80	4.80	4.60	5.10	5.10	4.80
	yd <sup>3</sup>	6.25	6.25	6.00	6.75	6.75	6.25
Width	mm	3220	3271	3271	3220	3271	3271
	ft/in	10'6"	10'8"	10'8"	10'6"	10'8"	10'8"
<b>16</b> † Dump Clearance at Maximum Lift and 45° Discharge	mm	3436	3273	3273	3410	3247	3247
	ft/in	11'3"	10'8"	10'8"	11'2"	10'7"	10'7"
<b>17</b> † Reach at Maximum Lift and 45° Discharge	mm	1296	1423	1423	1321	1448	1448
	ft/in	4'3"	4'8"	4'8"	4'4"	4'9"	4'9"
Reach at Level Lift Arm and Bucket Level	mm	3285	3490	3490	3321	3526	3526
	ft/in	10'9"	11'5"	11'5"	10'10"	11'6"	11'6"
<b>A</b> † Digging Depth	mm	93	93	63	93	93	63
	in	3.6"	3.6"	2.5"	3.6"	3.6"	2.5"
<b>12</b> † Overall Length	mm	9605	9826	9826	9641	9862	9862
	ft/in	31'7"	32'3"	32'3"	31'8"	32'5"	32'5"
<b>B</b> † Overall Height with Bucket at Maximum Lift	mm	6537	6537	6537	6540	6540	6540
	ft/in	21'6"	21'6"	21'6"	21'6"	21'6"	21'6"
Loader Clearance Circle Radius with Bucket at Carry Position	mm	7789	7889	7889	7801	7901	7901
	ft/in	25'7"	25'11"	25'11"	25'8"	26'0"	26'0"
Static Tipping Load, Straight (With tire deflection)	kg	16 234	16 058	16 367	16 398	16 220	16 534
	lb	35,779	35,392	36,075	36,142	35,750	36,442
Static Tipping Load, Straight (No tire deflection)	kg	17 215	17 037	17 356	17 398	17 218	17 541
	lb	37,943	37,551	38,253	38,346	37,949	38,660
Static Tipping Load, Articulated (With tire deflection)	kg	14 065	13 889	14 185	14 211	14 033	14 334
	lb	30,999	30,611	31,265	31,323	30,930	31,592
Static Tipping Load, Articulated (No tire deflection)	kg	15 063	14 885	15 190	15 227	15 046	15 356
	lb	33,199	32,807	33,479	33,561	33,163	33,845
Breakout Force (§)	kN	189	187	199	186	183	195
	lbf	42,647	42,079	44,869	41,848	41,286	43,972
Operating Weight*	kg	25 421	25 559	25 396	25 403	25 541	25 378
	lb	56,027	56,331	55,971	55,988	56,292	55,932

\* Static tipping loads and operating weights shown are based on a machine configuration with Bridgestone 26.5R25 VJT L3 radial tires, full fluids, operator, standard counterweight, ride control, cold start, roading fenders, Product Link, manual diff lock/open axles (front and rear), power train guard, secondary steering and sound suppression.

† Illustration shown with Dimension charts.

\*\*\* Rock bucket specifications are given on Bridgestone 26.5R25 VSDL L5 radial tires.

(§) Measured 100 mm (4") behind tip of cutting edge with bucket hinge pin as pivot point in accordance with ISO 14397-2:2007.

(With tire deflection) Full compliance to ISO 14397-1:2007 Sections 1 thru 6, which requires 2% verification between calculations and testing.

(No tire deflection) Compliance to ISO 14397-1:2007 Sections 1 thru 5.

Other buckets are available and offerings vary by region. Consult your local Cat dealer for further details.

# 972 XE Wheel Loader Specifications

## Operating Specifications – Buckets (continued)

Linkage		High Lift Linkage					
Bucket Type		Flat Floor – Hook-On – Fusion					
Edge Type		Bolt-On Cutting Edges	Teeth and Segments	Tips	Bolt-On Cutting Edges	Teeth and Segments	Tips
Capacity – Rated	m <sup>3</sup>	4.80	4.80	4.60	5.20	5.20	5.00
	yd <sup>3</sup>	6.25	6.25	6.00	6.75	6.75	6.50
Capacity – Rated at 110% Fill Factor	m <sup>3</sup>	5.30	5.30	5.10	5.70	5.70	5.50
	yd <sup>3</sup>	7.00	7.00	6.75	7.50	7.50	7.25
Width	mm	3220	3271	3271	3220	3271	3271
	ft/in	10'6"	10'8"	10'8"	10'6"	10'8"	10'8"
<b>16</b> † Dump Clearance at Maximum Lift and 45° Discharge	mm	3389	3226	3226	3340	3177	3177
	ft/in	11'1"	10'7"	10'7"	10'11"	10'5"	10'5"
<b>17</b> † Reach at Maximum Lift and 45° Discharge	mm	1342	1469	1469	1392	1519	1519
	ft/in	4'4"	4'9"	4'9"	4'6"	4'11"	4'11"
Reach at Level Lift Arm and Bucket Level	mm	3351	3556	3556	3421	3626	3626
	ft/in	10'11"	11'8"	11'8"	11'2"	11'10"	11'10"
<b>A</b> † Digging Depth	mm	93	93	63	93	93	63
	in	3.6"	3.6"	2.5"	3.6"	3.6"	2.5"
<b>12</b> † Overall Length	mm	9671	9892	9892	9741	9962	9962
	ft/in	31'9"	32'6"	32'6"	32'0"	32'9"	32'9"
<b>B</b> † Overall Height with Bucket at Maximum Lift	mm	6571	6571	6571	6643	6643	6643
	ft/in	21'7"	21'7"	21'7"	21'10"	21'10"	21'10"
Loader Clearance Circle Radius with Bucket at Carry Position	mm	7811	7911	7911	7834	7935	7935
	ft/in	25'8"	26'0"	26'0"	25'9"	26'1"	26'1"
Static Tipping Load, Straight (With tire deflection)	kg	16 360	16 182	16 495	16 265	16 085	16 398
	lb	36,059	35,665	36,356	35,849	35,451	36,142
Static Tipping Load, Straight (No tire deflection)	kg	17 366	17 185	17 507	17 283	17 101	17 423
	lb	38,275	37,875	38,586	38,093	37,690	38,401
Static Tipping Load, Articulated (With tire deflection)	kg	14 173	13 994	14 294	14 077	13 896	14 196
	lb	31,238	30,843	31,505	31,025	30,627	31,289
Static Tipping Load, Articulated (No tire deflection)	kg	15 194	15 013	15 322	15 110	14 927	15 236
	lb	33,488	33,088	33,770	33,303	32,900	33,582
Breakout Force (§)	kN	182	179	191	173	171	182
	lbf	40,979	40,422	43,014	39,059	38,512	40,904
Operating Weight*	kg	25 438	25 576	25 412	25 527	25 665	25 501
	lb	56,064	56,368	56,008	56,260	56,564	56,204

\* Static tipping loads and operating weights shown are based on a machine configuration with Bridgestone 26.5R25 VJT L3 radial tires, full fluids, operator, standard counterweight, ride control, cold start, roading fenders, Product Link, manual diff lock/open axles (front and rear), power train guard, secondary steering and sound suppression.

† Illustration shown with Dimension charts.

\*\*\* Rock bucket specifications are given on Bridgestone 26.5R25 VSDL L5 radial tires.

(§) Measured 100 mm (4") behind tip of cutting edge with bucket hinge pin as pivot point in accordance with ISO 14397-2:2007.

(With tire deflection) Full compliance to ISO 14397-1:2007 Sections 1 thru 6, which requires 2% verification between calculations and testing.

(No tire deflection) Compliance to ISO 14397-1:2007 Sections 1 thru 5.

Other buckets are available and offerings vary by region. Consult your local Cat dealer for further details.

# 972 XE Wheel Loader Specifications

## Operating Specifications – Buckets (continued)

Linkage		High Lift Linkage		
Bucket Type		Flat Floor – Hook-On – Volvo Large		
Edge Type		Bolt-On Cutting Edges	Bolt-On Cutting Edges	Bolt-On Cutting Edges
Capacity – Rated	m <sup>3</sup>	4.20	4.60	4.80
	yd <sup>3</sup>	5.50	6.00	6.25
Capacity – Rated at 110% Fill Factor	m <sup>3</sup>	4.60	5.10	5.30
	yd <sup>3</sup>	6.00	6.75	7.00
Width	mm	3220	3220	3230
	ft/in	10'6"	10'6"	10'7"
<b>16</b> † Dump Clearance at Maximum Lift and 45° Discharge	mm	3358	3301	3230
	ft/in	11'0"	10'9"	10'7"
<b>17</b> † Reach at Maximum Lift and 45° Discharge	mm	1382	1439	1506
	ft/in	4'6"	4'8"	4'11"
Reach at Level Lift Arm and Bucket Level	mm	3401	3481	3579
	ft/in	11'1"	11'5"	11'8"
<b>A</b> † Digging Depth	mm	87	87	90
	in	3.4"	3.4"	3.5"
<b>12</b> † Overall Length	mm	9717	9797	9897
	ft/in	31'11"	32'2"	32'6"
<b>B</b> † Overall Height with Bucket at Maximum Lift	mm	6612	6693	6779
	ft/in	21'9"	22'0"	22'3"
Loader Clearance Circle Radius with Bucket at Carry Position	mm	7811	7837	7861
	ft/in	25'8"	25'9"	25'10"
Static Tipping Load, Straight (With tire deflection)	kg	15 488	15 361	15 184
	lb	34,137	33,857	33,466
Static Tipping Load, Straight (No tire deflection)	kg	16 438	16 322	16 170
	lb	36,231	35,973	35,639
Static Tipping Load, Articulated (With tire deflection)	kg	13 388	13 264	13 084
	lb	29,509	29,234	28,837
Static Tipping Load, Articulated (No tire deflection)	kg	14 356	14 241	14 086
	lb	31,642	31,388	31,046
Breakout Force (§)	kN	177	168	154
	lbf	39,859	37,781	34,606
Operating Weight*	kg	25 583	25 676	25 849
	lb	56,385	56,590	56,971

\*Static tipping loads and operating weights shown are based on a machine configuration with Bridgestone 26.5R25 VJT L3 radial tires, full fluids, operator, standard counterweight, ride control, cold start, roading fenders, Product Link, manual diff lock/open axles (front and rear), power train guard, secondary steering and sound suppression.

† Illustration shown with Dimension charts.

\*\*\*Rock bucket specifications are given on Bridgestone 26.5R25 VSDL L5 radial tires.

(§) Measured 100 mm (4") behind tip of cutting edge with bucket hinge pin as pivot point in accordance with ISO 14397-2:2007.

(With tire deflection) Full compliance to ISO 14397-1:2007 Sections 1 thru 6, which requires 2% verification between calculations and testing.

(No tire deflection) Compliance to ISO 14397-1:2007 Sections 1 thru 5.

Other buckets are available and offerings vary by region. Consult your local Cat dealer for further details.

# 972 XE Wheel Loader Specifications

## Operating Specifications – Buckets (continued)

Linkage		Rock, Spade – Pin-On				
Bucket Type						
Edge Type		Bolt-On Cutting Edges	Bolt-On Cutting Edges	Teeth and Segments	Teeth and Segments	Tips
Capacity – Rated	m <sup>3</sup>	2.80	3.20	3.40	4.00	3.80
	yd <sup>3</sup>	3.75	4.25	4.50	5.25	5.00
Capacity – Rated at 110% Fill Factor	m <sup>3</sup>	3.10	3.50	3.70	4.40	4.20
	yd <sup>3</sup>	4.00	4.50	4.75	5.75	5.50
Width	mm	3288	3288	3286	3255	3255
	ft/in	10'9"	10'9"	10'9"	10'8"	10'8"
16† Dump Clearance at Maximum Lift and 45° Discharge	mm	3834	3719	3545	3313	3313
	ft/in	12'6"	12'2"	11'7"	10'10"	10'10"
17† Reach at Maximum Lift and 45° Discharge	mm	1319	1329	1513	1636	1636
	ft/in	4'3"	4'4"	4'11"	5'4"	5'4"
Reach at Level Lift Arm and Bucket Level	mm	3006	3100	3351	3615	3615
	ft/in	9'10"	10'2"	10'11"	11'10"	11'10"
A† Digging Depth	mm	56	56	61	61	21
	in	2.2"	2.2"	2.4"	2.4"	0.8"
12† Overall Length	mm	9327	9421	9693	9944	9944
	ft/in	30'8"	30'11"	31'10"	32'8"	32'8"
B† Overall Height with Bucket at Maximum Lift	mm	6410	6508	6382	6382	6382
	ft/in	21'1"	21'5"	21'0"	21'0"	21'0"
Loader Clearance Circle Radius with Bucket at Carry Position	mm	7725	7760	7840	7902	7902
	ft/in	25'5"	25'6"	25'9"	26'0"	26'0"
Static Tipping Load, Straight (With tire deflection)	kg	17 526	17 276	17 555	17 111	17 460
	lb	38,629	38,077	38,692	37,714	38,482
Static Tipping Load, Straight (No tire deflection)	kg	18 540	18 304	18 583	18 135	18 488
	lb	40,863	40,342	40,959	39,970	40,749
Static Tipping Load, Articulated (With tire deflection)	kg	15 222	14 978	15 265	14 852	15 194
	lb	33,550	33,012	33,645	32,734	33,488
Static Tipping Load, Articulated (No tire deflection)	kg	16 255	16 024	16 312	15 894	16 241
	lb	35,826	35,317	35,951	35,030	35,795
Breakout Force (§)	kN	231	214	215	178	185
	lbf	52,110	48,152	48,420	39,993	41,572
Operating Weight*	kg	26 419	26 586	26 202	26 349	26 118
	lb	58,227	58,595	57,748	58,072	57,563

\* Static tipping loads and operating weights shown are based on a machine configuration with Bridgestone 26.5R25 VJT L3 radial tires, full fluids, operator, standard counterweight, ride control, cold start, roading fenders, Product Link, manual diff lock/open axles (front and rear), power train guard, secondary steering and sound suppression.

† Illustration shown with Dimension charts.

\*\*\* Rock bucket specifications are given on Bridgestone 26.5R25 VSDL L5 radial tires.

(§) Measured 100 mm (4") behind tip of cutting edge with bucket hinge pin as pivot point in accordance with ISO 14397-2:2007.

(With tire deflection) Full compliance to ISO 14397-1:2007 Sections 1 thru 6, which requires 2% verification between calculations and testing.

(No tire deflection) Compliance to ISO 14397-1:2007 Sections 1 thru 5.

Other buckets are available and offerings vary by region. Consult your local Cat dealer for further details.

# 972 XE Wheel Loader Specifications

## Operating Specifications – Buckets (continued)

Linkage		High Lift Linkage			
Bucket Type		Rock, Spade – Hook-On – Fusion			
Edge Type		Teeth and Segments	Teeth and Segments	Tips	Tips
Capacity – Rated	m <sup>3</sup>	3.40	3.65	3.45	4.00
	yd <sup>3</sup>	4.50	4.75	4.50	5.25
Capacity – Rated at 110% Fill Factor	m <sup>3</sup>	3.70	4.00	3.80	4.40
	yd <sup>3</sup>	4.75	5.25	5.00	5.75
Width	mm	3286	3258	3258	3258
	ft/in	10'9"	10'8"	10'8"	10'8"
16† Dump Clearance at Maximum Lift and 45° Discharge	mm	3526	3537	3537	3424
	ft/in	11'6"	11'7"	11'7"	11'2"
17† Reach at Maximum Lift and 45° Discharge	mm	1553	1593	1593	1630
	ft/in	5'1"	5'2"	5'2"	5'4"
Reach at Level Lift Arm and Bucket Level	mm	3395	3418	3418	3528
	ft/in	11'1"	11'2"	11'2"	11'6"
A† Digging Depth	mm	53	53	13	13
	in	2.1"	2.1"	0.5"	0.5"
12† Overall Length	mm	9731	9742	9742	9851
	ft/in	32'0"	32'0"	32'0"	32'4"
B† Overall Height with Bucket at Maximum Lift	mm	6188	6354	6354	6463
	ft/in	20'4"	20'11"	20'11"	21'3"
Loader Clearance Circle Radius with Bucket at Carry Position	mm	7872	7860	7860	7897
	ft/in	25'10"	25'10"	25'10"	25'11"
Static Tipping Load, Straight (With tire deflection)	kg	17 208	17 330	17 738	17 612
	lb	37,928	38,196	39,094	38,818
Static Tipping Load, Straight (No tire deflection)	kg	18 242	18 378	18 802	18 702
	lb	40,206	40,505	41,440	41,221
Static Tipping Load, Articulated (With tire deflection)	kg	14 921	15 040	15 432	15 303
	lb	32,886	33,150	34,013	33,729
Static Tipping Load, Articulated (No tire deflection)	kg	15 973	16 106	16 513	16 409
	lb	35,204	35,498	36,396	36,166
Breakout Force (§)	kN	209	206	214	197
	lbf	47,009	46,315	48,249	44,391
Operating Weight*	kg	26 571	26 472	26 247	26 371
	lb	58,561	58,343	57,847	58,121

\* Static tipping loads and operating weights shown are based on a machine configuration with Bridgestone 26.5R25 VJT L3 radial tires, full fluids, operator, standard counterweight, ride control, cold start, roading fenders, Product Link, manual diff lock/open axles (front and rear), power train guard, secondary steering and sound suppression.

† Illustration shown with Dimension charts.

\*\*\*Rock bucket specifications are given on Bridgestone 26.5R25 VSDL L5 radial tires.

(§) Measured 100 mm (4") behind tip of cutting edge with bucket hinge pin as pivot point in accordance with ISO 14397-2:2007.

(With tire deflection) Full compliance to ISO 14397-1:2007 Sections 1 thru 6, which requires 2% verification between calculations and testing.

(No tire deflection) Compliance to ISO 14397-1:2007 Sections 1 thru 5.

Other buckets are available and offerings vary by region. Consult your local Cat dealer for further details.

# 972 XE Wheel Loader Specifications

## Operating Specifications – Buckets *(continued)*

Linkage		High Lift Linkage		
Bucket Type		High Dump – Pin-On		
Edge Type		Bolt-On Cutting Edges	Bolt-On Cutting Edges	Bolt-On Cutting Edges
Capacity – Rated	m <sup>3</sup>	7.60	9.20	11.10
	yd <sup>3</sup>	10.00	12.00	14.50
Capacity – Rated at 110% Fill Factor	m <sup>3</sup>	8.40	10.10	12.20
	yd <sup>3</sup>	11.00	13.25	16.00
Width	mm	3350	3656	3656
	ft/in	10'11"	11'11"	11'11"
<b>16†</b> Dump Clearance at Maximum Lift and 45° Discharge	mm	2980	2924	2768
	ft/in	9'9"	9'7"	9'1"
<b>17†</b> Reach at Maximum Lift and 45° Discharge	mm	1751	1808	1963
	ft/in	5'8"	5'11"	6'5"
Reach at Level Lift Arm and Bucket Level	mm	3929	4009	4229
	ft/in	12'10"	13'1"	13'10"
<b>A†</b> Digging Depth	mm	63	63	63
	in	2.5"	2.5"	2.5"
<b>12†</b> Overall Length	mm	10 249	10 329	10 549
	ft/in	33'8"	33'11"	34'8"
<b>B†</b> Overall Height with Bucket at Maximum Lift	mm	6949	7031	7254
	ft/in	22'10"	23'1"	23'10"
Loader Clearance Circle Radius with Bucket at Carry Position	mm	8063	8223	8300
	ft/in	26'6"	27'0"	27'3"
Static Tipping Load, Straight (With tire deflection)	kg	15 128	14 881	14 596
	lb	33,343	32,798	32,170
Static Tipping Load, Straight (No tire deflection)	kg	16 197	15 959	15 701
	lb	35,699	35,173	34,605
Static Tipping Load, Articulated (With tire deflection)	kg	12 995	12 749	12 468
	lb	28,641	28,099	27,480
Static Tipping Load, Articulated (No tire deflection)	kg	14 078	13 840	13 586
	lb	31,027	30,504	29,944
Breakout Force (§)	kN	131	125	111
	lbf	29,570	28,104	25,006
Operating Weight*	kg	26 014	26 230	26 437
	lb	57,335	57,811	58,267

\* Static tipping loads and operating weights shown are based on a machine configuration with Bridgestone 26.5R25 VJT L3 radial tires, full fluids, operator, standard counterweight, ride control, cold start, roading fenders, Product Link, manual diff lock/open axles (front and rear), power train guard, secondary steering and sound suppression.

† Illustration shown with Dimension charts.

\*\*\* Rock bucket specifications are given on Bridgestone 26.5R25 VSDL L5 radial tires.

(§) Measured 100 mm (4") behind tip of cutting edge with bucket hinge pin as pivot point in accordance with ISO 14397-2:2007.

(With tire deflection) Full compliance to ISO 14397-1:2007 Sections 1 thru 6, which requires 2% verification between calculations and testing.

(No tire deflection) Compliance to ISO 14397-1:2007 Sections 1 thru 5.

Other buckets are available and offerings vary by region. Consult your local Cat dealer for further details.

# 972 XE Wheel Loader Specifications

## Operating Specifications – Buckets (continued)

Linkage		High Lift Linkage			
Bucket Type		High Dump – Hook-On – Fusion			
Edge Type		Bolt-On Cutting Edges	Bolt-On Cutting Edges	Bolt-On Cutting Edges	Bolt-On Cutting Edges
Capacity – Rated	m <sup>3</sup>	5.35	7.60	9.20	11.10
	yd <sup>3</sup>	7.00	10.00	12.00	14.50
Capacity – Rated at 110% Fill Factor	m <sup>3</sup>	5.90	8.40	10.10	12.20
	yd <sup>3</sup>	7.75	11.00	13.25	16.00
Width	mm	3059	3350	3656	3656
	ft/in	10'0"	10'11"	11'11"	11'11"
16† Dump Clearance at Maximum Lift and 45° Discharge	mm	3155	2966	2910	2754
	ft/in	10'4"	9'8"	9'6"	9'0"
17† Reach at Maximum Lift and 45° Discharge	mm	1544	1765	1822	1977
	ft/in	5'0"	5'9"	5'11"	6'5"
Reach at Level Lift Arm and Bucket Level	mm	3659	3949	4029	4249
	ft/in	12'0"	12'11"	13'2"	13'11"
A† Digging Depth	mm	116	63	63	63
	in	4.5"	2.5"	2.5"	2.5"
12† Overall Length	mm	9994	10 269	10 349	10 569
	ft/in	32'10"	33'9"	34'0"	34'9"
B† Overall Height with Bucket at Maximum Lift	mm	6748	6961	7043	7267
	ft/in	22'2"	22'11"	23'2"	23'11"
Loader Clearance Circle Radius with Bucket at Carry Position	mm	7853	8071	8232	8310
	ft/in	25'10"	26'6"	27'1"	27'4"
Static Tipping Load, Straight (With tire deflection)	kg	15 357	14 674	14 426	14 144
	lb	33,847	32,343	31,795	31,173
Static Tipping Load, Straight (No tire deflection)	kg	16 370	15 732	15 492	15 236
	lb	36,080	34,675	34,144	33,581
Static Tipping Load, Articulated (With tire deflection)	kg	13 216	12 548	12 301	12 023
	lb	29,129	27,656	27,111	26,500
Static Tipping Load, Articulated (No tire deflection)	kg	14 244	13 619	13 380	13 128
	lb	31,394	30,018	29,490	28,934
Breakout Force (§)	kN	147	130	123	110
	lbf	33,087	29,224	27,779	24,732
Operating Weight*	kg	25 912	26 493	26 709	26 916
	lb	57,109	58,390	58,866	59,322

\*Static tipping loads and operating weights shown are based on a machine configuration with Bridgestone 26.5R25 VJT L3 radial tires, full fluids, operator, standard counterweight, ride control, cold start, roading fenders, Product Link, manual diff lock/open axles (front and rear), power train guard, secondary steering and sound suppression.

† Illustration shown with Dimension charts.

\*\*\*Rock bucket specifications are given on Bridgestone 26.5R25 VSDL L5 radial tires.

(§) Measured 100 mm (4") behind tip of cutting edge with bucket hinge pin as pivot point in accordance with ISO 14397-2:2007.

(With tire deflection) Full compliance to ISO 14397-1:2007 Sections 1 thru 6, which requires 2% verification between calculations and testing.

(No tire deflection) Compliance to ISO 14397-1:2007 Sections 1 thru 5.

Other buckets are available and offerings vary by region. Consult your local Cat dealer for further details.

# 972 XE Wheel Loader Specifications

## Operating Specifications – Buckets (continued)

Linkage		High Lift Linkage				
Bucket Type		High Dump – Hook-On – SW				
Edge Type		Bolt-On Cutting Edges	Bolt-On Cutting Edges	Bolt-On Cutting Edges	Bolt-On Cutting Edges	Bolt-On Cutting Edges
Capacity – Rated	m <sup>3</sup>	7.60	7.60	9.20	11.10	11.10
	yd <sup>3</sup>	10.00	10.00	12.00	14.50	14.50
Capacity – Rated at 110% Fill Factor	m <sup>3</sup>	8.40	8.40	10.10	12.20	12.20
	yd <sup>3</sup>	11.00	11.00	13.25	16.00	16.00
Width	mm	3350	3350	3656	3656	3656
	ft/in	10'11"	10'11"	11'11"	11'11"	11'11"
<b>16</b> † Dump Clearance at Maximum Lift and 45° Discharge	mm	2935	2935	2878	2722	2722
	ft/in	9'7"	9'7"	9'5"	8'11"	8'11"
<b>17</b> † Reach at Maximum Lift and 45° Discharge	mm	1797	1797	1854	2009	2009
	ft/in	5'10"	5'10"	6'0"	6'7"	6'7"
Reach at Level Lift Arm and Bucket Level	mm	3994	3994	4074	4294	4294
	ft/in	13'1"	13'1"	13'4"	14'1"	14'1"
<b>A</b> † Digging Depth	mm	63	63	63	63	63
	in	2.5"	2.5"	2.5"	2.5"	2.5"
<b>12</b> † Overall Length	mm	10 314	10 314	10 394	10 614	10 614
	ft/in	33'11"	33'11"	34'2"	34'10"	34'10"
<b>B</b> † Overall Height with Bucket at Maximum Lift	mm	6994	6994	7076	7300	7300
	ft/in	23'0"	23'0"	23'3"	24'0"	24'0"
Loader Clearance Circle Radius with Bucket at Carry Position	mm	8051	8051	8210	8283	8283
	ft/in	26'5"	26'5"	27'0"	27'3"	27'3"
Static Tipping Load, Straight (With tire deflection)	kg	14 554	14 580	14 308	14 026	14 052
	lb	32,077	32,135	31,535	30,913	30,971
Static Tipping Load, Straight (No tire deflection)	kg	15 608	15 635	15 370	15 113	15 141
	lb	34,400	34,460	33,876	33,311	33,370
Static Tipping Load, Articulated (With tire deflection)	kg	12 442	12 469	12 197	11 920	11 946
	lb	27,423	27,481	26,883	26,272	26,330
Static Tipping Load, Articulated (No tire deflection)	kg	13 510	13 537	13 273	13 020	13 047
	lb	29,776	29,836	29,254	28,696	28,756
Breakout Force (§)	kN	126	126	120	107	107
	lbf	28,452	28,452	27,057	24,123	24,122
Operating Weight*	kg	26 480	26 448	26 696	26 903	26 871
	lb	58,362	58,291	58,838	59,294	59,223

\* Static tipping loads and operating weights shown are based on a machine configuration with Bridgestone 26.5R25 VJT L3 radial tires, full fluids, operator, standard counterweight, ride control, cold start, roading fenders, Product Link, manual diff lock/open axles (front and rear), power train guard, secondary steering and sound suppression.

† Illustration shown with Dimension charts.

\*\*\* Rock bucket specifications are given on Bridgestone 26.5R25 VSDL L5 radial tires.

(§) Measured 100 mm (4") behind tip of cutting edge with bucket hinge pin as pivot point in accordance with ISO 14397-2:2007.

(With tire deflection) Full compliance to ISO 14397-1:2007 Sections 1 thru 6, which requires 2% verification between calculations and testing.

(No tire deflection) Compliance to ISO 14397-1:2007 Sections 1 thru 5.

Other buckets are available and offerings vary by region. Consult your local Cat dealer for further details.

# 972 XE Wheel Loader Specifications

## Operating Specifications – Buckets (continued)

Linkage		High Lift Linkage					
Bucket Type		High Dump – Hook-On – Volvo Large					
Edge Type		Bolt-On Cutting Edges	Bolt-On Cutting Edges	Bolt-On Cutting Edges	Bolt-On Cutting Edges	Bolt-On Cutting Edges	Bolt-On Cutting Edges
Capacity – Rated	m <sup>3</sup>	7.60	7.60	9.20	9.20	11.10	11.10
	yd <sup>3</sup>	10.00	10.00	12.00	12.00	14.50	14.50
Capacity – Rated at 110% Fill Factor	m <sup>3</sup>	8.40	8.40	10.10	10.10	12.20	12.20
	yd <sup>3</sup>	11.00	11.00	13.25	13.25	16.00	16.00
Width	mm	3350	3350	3656	3656	3656	3656
	ft/in	10'11"	10'11"	11'11"	11'11"	11'11"	11'11"
16† Dump Clearance at Maximum Lift and 45° Discharge	mm	2893	2893	2836	2836	2681	2681
	ft/in	9'5"	9'5"	9'3"	9'3"	8'9"	8'9"
17† Reach at Maximum Lift and 45° Discharge	mm	1857	1857	1913	1913	2069	2069
	ft/in	6'1"	6'1"	6'3"	6'3"	6'9"	6'9"
Reach at Level Lift Arm and Bucket Level	mm	4 066	4 066	4146	4146	4366	4366
	ft/in	13'4"	13'4"	13'7"	13'7"	14'3"	14'3"
A† Digging Depth	mm	50	50	50	50	50	50
	in	1.9"	1.9"	1.9"	1.9"	1.9"	1.9"
12† Overall Length	mm	10 377	10 377	10 457	10 457	10 677	10 677
	ft/in	34'1"	34'1"	34'4"	34'4"	35'1"	35'1"
B† Overall Height with Bucket at Maximum Lift	mm	7050	7050	7132	7132	7356	7356
	ft/in	23'2"	23'2"	23'5"	23'5"	24'2"	24'2"
Loader Clearance Circle Radius with Bucket at Carry Position	mm	8094	8094	8255	8255	8334	8334
	ft/in	26'7"	26'7"	27'1"	27'1"	27'5"	27'5"
Static Tipping Load, Straight (With tire deflection)	kg	14 041	14 043	13 789	13 791	13 494	13 496
	lb	30,947	30,952	30,392	30,397	29,741	29,745
Static Tipping Load, Straight (No tire deflection)	kg	15 065	15 067	14 819	14 821	14 545	14 547
	lb	33,204	33,208	32,662	32,667	32,057	32,061
Static Tipping Load, Articulated (With tire deflection)	kg	11 973	11 975	11 724	11 726	11 434	11 437
	lb	26,389	26,394	25,839	25,844	25,202	25,207
Static Tipping Load, Articulated (No tire deflection)	kg	13 012	13 014	12 768	12 770	12 499	12 501
	lb	28,678	28,683	28,141	28,146	27,548	27,553
Breakout Force (§)	kN	123	123	117	117	105	105
	lbf	27,808	27,809	26,465	26,465	23,653	23,654
Operating Weight*	kg	26 658	26 656	26 873	26 871	27 081	27 079
	lb	58,754	58,748	59,228	59,222	59,686	59,681

\* Static tipping loads and operating weights shown are based on a machine configuration with Bridgestone 26.5R25 VJT L3 radial tires, full fluids, operator, standard counterweight, ride control, cold start, roading fenders, Product Link, manual diff lock/open axles (front and rear), power train guard, secondary steering and sound suppression.

† Illustration shown with Dimension charts.

\*\*\* Rock bucket specifications are given on Bridgestone 26.5R25 VSDL L5 radial tires.

(§) Measured 100 mm (4") behind tip of cutting edge with bucket hinge pin as pivot point in accordance with ISO 14397-2:2007.

(With tire deflection) Full compliance to ISO 14397-1:2007 Sections 1 thru 6, which requires 2% verification between calculations and testing.

(No tire deflection) Compliance to ISO 14397-1:2007 Sections 1 thru 5.

Other buckets are available and offerings vary by region. Consult your local Cat dealer for further details.

# 972 XE Wheel Loader Specifications

## Operating Specifications – Buckets *(continued)*

Linkage		High Lift Linkage					
Bucket Type		Multi-Purpose – Hook-On – Fusion			Multi-Purpose – Pin-On		
Edge Type		Bolt-On Cutting Edges	Teeth and Segments	Tips	Bolt-On Cutting Edges	Teeth and Segments	Tips
Capacity – Rated	m <sup>3</sup>	3.06	3.06	2.86	3.07	3.07	2.87
	yd <sup>3</sup>	4.00	4.00	3.75	4.00	4.00	3.75
Capacity – Rated at 110% Fill Factor	m <sup>3</sup>	3.40	3.40	3.10	3.40	3.40	3.20
	yd <sup>3</sup>	4.50	4.50	4.00	4.50	4.50	4.25
Width	mm	3226	3301	3301	3226	3226	3226
	ft/in	10'7"	10'9"	10'9"	10'7"	10'7"	10'7"
<b>16</b> † Dump Clearance at Maximum Lift and 45° Discharge	mm	3874	3748	3748	3765	3636	3636
	ft/in	12'8"	12'3"	12'3"	12'4"	11'11"	11'11"
<b>17</b> † Reach at Maximum Lift and 45° Discharge	mm	1393	1561	1561	1310	1484	1484
	ft/in	4'6"	5'1"	5'1"	4'3"	4'10"	4'10"
Reach at Level Lift Arm and Bucket Level	mm	3012	3220	3220	2991	3206	3206
	ft/in	9'10"	10'6"	10'6"	9'9"	10'6"	10'6"
<b>A</b> † Digging Depth	mm	87	82	52	227	227	192
	in	3.4"	3.2"	2"	8.9"	8.9"	7.5"
<b>12</b> † Overall Length	mm	9328	9554	9554	9395	9627	9627
	ft/in	30'8"	31'5"	31'5"	30'10"	31'7"	31'7"
<b>B</b> † Overall Height with Bucket at Maximum Lift	mm	6200	6200	6200	6081	6081	6081
	ft/in	20'5"	20'5"	20'5"	20'0"	20'0"	20'0"
Loader Clearance Circle Radius with Bucket at Carry Position	mm	7704	7813	7813	7740	7813	7813
	ft/in	25'4"	25'8"	25'8"	25'5"	25'8"	25'8"
Static Tipping Load, Straight (With tire deflection)	kg	15 873	15 701	15 983	15 634	15 432	16 039
	lb	34,984	34,605	35,226	34,457	34,013	35,351
Static Tipping Load, Straight (No tire deflection)	kg	16 816	16 641	16 932	16 497	16 293	16 911
	lb	37,064	36,677	37,318	36,360	35,910	37,273
Static Tipping Load, Articulated (With tire deflection)	kg	13 712	13 540	13 808	13 531	13 329	13 928
	lb	30,222	29,843	30,434	29,823	29,378	30,697
Static Tipping Load, Articulated (No tire deflection)	kg	14 673	14 497	14 774	14 414	14 210	14 819
	lb	32,339	31,953	32,564	31,769	31,320	32,663
Breakout Force (§)	kN	236	234	252	228	225	246
	lbf	53,212	52,767	56,656	51,389	50,658	55,338
Operating Weight*	kg	25 919	26 077	25 915	25 479	25 642	25 212
	lb	57,125	57,474	57,117	56,155	56,514	55,567

\* Static tipping loads and operating weights shown are based on a machine configuration with Bridgestone 26.5R25 VJT L3 radial tires, full fluids, operator, standard counterweight, ride control, cold start, roading fenders, Product Link, manual diff lock/open axles (front and rear), power train guard, secondary steering and sound suppression.

† Illustration shown with Dimension charts.

\*\*\* Rock bucket specifications are given on Bridgestone 26.5R25 VSDL L5 radial tires.

(§) Measured 100 mm (4") behind tip of cutting edge with bucket hinge pin as pivot point in accordance with ISO 14397-2:2007.

(With tire deflection) Full compliance to ISO 14397-1:2007 Sections 1 thru 6, which requires 2% verification between calculations and testing.

(No tire deflection) Compliance to ISO 14397-1:2007 Sections 1 thru 5.

Other buckets are available and offerings vary by region. Consult your local Cat dealer for further details.

# 972 XE Wheel Loader Specifications

## Operating Specifications – Buckets *(continued)*

Linkage		High Lift Linkage					
Bucket Type		Coal – Hook-On – Fusion					
Edge Type		Bolt-On Cutting Edges	Teeth and Segments	Tips	Bolt-On Cutting Edges	Teeth and Segments	Tips
Capacity – Rated	m <sup>3</sup>	6.70	6.70	6.50	7.70	7.70	7.30
	yd <sup>3</sup>	8.75	8.75	8.50	10.00	10.00	9.50
Capacity – Rated at 110% Fill Factor	m <sup>3</sup>	7.40	7.40	7.20	8.50	8.50	8.00
	yd <sup>3</sup>	9.75	9.75	9.50	11.00	11.00	10.50
Width	mm	3447	3520	3520	3447	3521	3521
	ft/in	11'3"	11'6"	11'6"	11'3"	11'6"	11'6"
16† Dump Clearance at Maximum Lift and 45° Discharge	mm	3262	3089	3089	3151	2980	2980
	ft/in	10'8"	10'1"	10'1"	10'4"	9'9"	9'9"
17† Reach at Maximum Lift and 45° Discharge	mm	1453	1596	1596	1564	1705	1705
	ft/in	4'9"	5'2"	5'2"	5'1"	5'7"	5'7"
Reach at Level Lift Arm and Bucket Level	mm	3519	3743	3743	3676	3896	3896
	ft/in	11'6"	12'3"	12'3"	12'0"	12'9"	12'9"
A† Digging Depth	mm	105	95	68	105	95	68
	in	4.1"	3.7"	2.7"	4.1"	3.7"	2.6"
12† Overall Length	mm	9847	10 084	10 084	10 004	10 238	10 238
	ft/in	32'4"	33'2"	33'2"	32'10"	33'8"	33'8"
B† Overall Height with Bucket at Maximum Lift	mm	6698	6700	6700	6851	6851	6851
	ft/in	22'0"	22'0"	22'0"	22'6"	22'6"	22'6"
Loader Clearance Circle Radius with Bucket at Carry Position	mm	7971	8086	8086	8023	8139	8139
	ft/in	26'2"	26'7"	26'7"	26'4"	26'9"	26'9"
Static Tipping Load, Straight (With tire deflection)	kg	16 122	15 993	16 288	15 832	15 700	15 882
	lb	35,534	35,250	35,898	34,894	34,602	35,004
Static Tipping Load, Straight (No tire deflection)	kg	17 188	17 057	17 350	16 916	16 781	16 951
	lb	37,882	37,594	38,241	37,282	36,986	37,360
Static Tipping Load, Articulated (With tire deflection)	kg	13 911	13 782	14 069	13 629	13 496	13 687
	lb	30,660	30,376	31,009	30,038	29,746	30,166
Static Tipping Load, Articulated (No tire deflection)	kg	14 990	14 859	15 146	14 725	14 591	14 770
	lb	33,039	32,750	33,382	32,455	32,159	32,553
Breakout Force (§)	kN	160	159	169	144	144	152
	lbf	35,951	35,940	38,109	32,536	32,469	34,313
Operating Weight*	kg	25 715	25 811	25 636	25 903	26 000	25 825
	lb	56,675	56,887	56,501	57,089	57,304	56,918

\* Static tipping loads and operating weights shown are based on a machine configuration with Bridgestone 26.5R25 VJT L3 radial tires, full fluids, operator, standard counterweight, ride control, cold start, roading fenders, Product Link, manual diff lock/open axles (front and rear), power train guard, secondary steering and sound suppression.

† Illustration shown with Dimension charts.

\*\*\* Rock bucket specifications are given on Bridgestone 26.5R25 VSDL L5 radial tires.

(§) Measured 100 mm (4") behind tip of cutting edge with bucket hinge pin as pivot point in accordance with ISO 14397-2:2007.

(With tire deflection) Full compliance to ISO 14397-1:2007 Sections 1 thru 6, which requires 2% verification between calculations and testing.

(No tire deflection) Compliance to ISO 14397-1:2007 Sections 1 thru 5.

Other buckets are available and offerings vary by region. Consult your local Cat dealer for further details.

# 972 XE Wheel Loader Specifications

## Operating Specifications – Buckets *(continued)*

Linkage		High Lift Linkage		
Bucket Type		Coal – Hook-On – Fusion	Coal – Pin-On	
Edge Type		Bolt-On Cutting Edges	Bolt-On Cutting Edges	Bolt-On Cutting Edges
Capacity – Rated	m <sup>3</sup>	7.10	7.10	7.10
	yd <sup>3</sup>	9.25	9.25	9.25
Capacity – Rated at 110% Fill Factor	m <sup>3</sup>	7.80	7.80	7.80
	yd <sup>3</sup>	10.25	10.25	10.25
Width	mm	3447	3447	3447
	ft/in	11'3"	11'3"	11'3"
16† Dump Clearance at Maximum Lift and 45° Discharge	mm	3159	3183	3189
	ft/in	10'4"	10'5"	10'5"
17† Reach at Maximum Lift and 45° Discharge	mm	1569	1529	1520
	ft/in	5'1"	5'0"	4'11"
Reach at Level Lift Arm and Bucket Level	mm	3674	3629	3618
	ft/in	12'0"	11'10"	11'10"
A† Digging Depth	mm	95	107	109
	in	3.7"	4.2"	4.2"
12† Overall Length	mm	9995	9958	9948
	ft/in	32'10"	32'9"	32'8"
B† Overall Height with Bucket at Maximum Lift	mm	6922	6886	6635
	ft/in	22'9"	22'8"	21'10"
Loader Clearance Circle Radius with Bucket at Carry Position	mm	8019	7981	7978
	ft/in	26'4"	26'3"	26'3"
Static Tipping Load, Straight (With tire deflection)	kg	15 429	16 018	16 420
	lb	34,007	35,304	36,190
Static Tipping Load, Straight (No tire deflection)	kg	16 485	17 077	17 473
	lb	36,334	37,638	38,512
Static Tipping Load, Articulated (With tire deflection)	kg	13 243	13 825	14 226
	lb	29,189	30,471	31,355
Static Tipping Load, Articulated (No tire deflection)	kg	14 313	14 898	15 294
	lb	31,547	32,836	33,709
Breakout Force (§)	kN	144	148	151
	lbf	32,445	33,444	33,950
Operating Weight*	kg	26 184	25 626	25 218
	lb	57,709	56,480	55,580

\* Static tipping loads and operating weights shown are based on a machine configuration with Bridgestone 26.5R25 VJT L3 radial tires, full fluids, operator, standard counterweight, ride control, cold start, roading fenders, Product Link, manual diff lock/open axles (front and rear), power train guard, secondary steering and sound suppression.

† Illustration shown with Dimension charts.

\*\*\*Rock bucket specifications are given on Bridgestone 26.5R25 VSDL L5 radial tires.

(§) Measured 100 mm (4") behind tip of cutting edge with bucket hinge pin as pivot point in accordance with ISO 14397-2:2007.

(With tire deflection) Full compliance to ISO 14397-1:2007 Sections 1 thru 6, which requires 2% verification between calculations and testing.

(No tire deflection) Compliance to ISO 14397-1:2007 Sections 1 thru 5.

Other buckets are available and offerings vary by region. Consult your local Cat dealer for further details.

# 972 XE Wheel Loader Specifications

## Operating Specifications – Buckets (continued)

Linkage		High Lift Linkage	
Bucket Type		Side Dump – Hook-On – Fusion	Side Dump – Pin-On
Edge Type		Bolt-On Cutting Edges	Bolt-On Cutting Edges
Capacity – Rated	m <sup>3</sup>	3.60	3.60
	yd <sup>3</sup>	4.75	4.75
Capacity – Rated at 110% Fill Factor	m <sup>3</sup>	4.00	4.00
	yd <sup>3</sup>	5.25	5.25
Width	mm	3677	3677
	ft/in	12'0"	12'0"
16† Dump Clearance at Maximum Lift and 45° Discharge	mm	3406	3453
	ft/in	11'2"	11'3"
17† Reach at Maximum Lift and 45° Discharge	mm	1345	1270
	ft/in	4'4"	4'2"
Reach at Level Lift Arm and Bucket Level	mm	3341	3255
	ft/in	10'11"	10'8"
A† Digging Depth	mm	79	99
	in	3.1"	3.9"
12† Overall Length	mm	9651	9578
	ft/in	31'8"	31'6"
B† Overall Height with Bucket at Maximum Lift	mm	6409	6340
	ft/in	21'1"	20'10"
Loader Clearance Circle Radius with Bucket at Carry Position	mm	8075	7268
	ft/in	26'6"	23'11"
Static Tipping Load, Straight (With tire deflection)	kg	14 243	15 893
	lb	31,392	35,028
Static Tipping Load, Straight (No tire deflection)	kg	15 054	16 851
	lb	33,179	37,140
Static Tipping Load, Articulated (With tire deflection)	kg	12 277	13 773
	lb	27,059	30,355
Static Tipping Load, Articulated (No tire deflection)	kg	13 107	14 748
	lb	28,888	32,505
Breakout Force (§)	kN	203	192
	lbf	45,779	43,206
Operating Weight*	kg	25 886	25 349
	lb	57,052	55,869

\* Static tipping loads and operating weights shown are based on a machine configuration with Bridgestone 26.5R25 VJT L3 radial tires, full fluids, operator, standard counterweight, ride control, cold start, roading fenders, Product Link, manual diff lock/open axles (front and rear), power train guard, secondary steering and sound suppression.

† Illustration shown with Dimension charts.

\*\*\*Rock bucket specifications are given on Bridgestone 26.5R25 VSDL L5 radial tires.

(§) Measured 100 mm (4") behind tip of cutting edge with bucket hinge pin as pivot point in accordance with ISO 14397-2:2007.

(With tire deflection) Full compliance to ISO 14397-1:2007 Sections 1 thru 6, which requires 2% verification between calculations and testing.

(No tire deflection) Compliance to ISO 14397-1:2007 Sections 1 thru 5.

Other buckets are available and offerings vary by region. Consult your local Cat dealer for further details.

# 972 XE Wheel Loader Specifications

## Operating Specifications – Buckets *(continued)*

Linkage		High Lift Linkage	
Bucket Type		Slag – Pin-On	
Edge Type		Teeth and Segments	Teeth and Segments
Capacity – Rated	m <sup>3</sup>	3.44	3.80
	yd <sup>3</sup>	4.50	5.00
Capacity – Rated at 110% Fill Factor	m <sup>3</sup>	3.80	4.20
	yd <sup>3</sup>	5.00	5.50
Width	mm	3250	3251
	ft/in	10'7"	10'7"
16† Dump Clearance at Maximum Lift and 45° Discharge	mm	3605	3417
	ft/in	11'9"	11'2"
17† Reach at Maximum Lift and 45° Discharge	mm	1356	1443
	ft/in	4'5"	4'8"
Reach at Level Lift Arm and Bucket Level	mm	3173	3370
	ft/in	10'4"	11'0"
A† Digging Depth	mm	92	142
	in	3.6"	5.6"
12† Overall Length	mm	9525	9747
	ft/in	31'3"	32'0"
B† Overall Height with Bucket at Maximum Lift	mm	6224	6466
	ft/in	20'6"	21'3"
Loader Clearance Circle Radius with Bucket at Carry Position	mm	7769	7844
	ft/in	25'6"	25'9"
Static Tipping Load, Straight (With tire deflection)	kg	15 309	14 961
	lb	33,742	32,975
Static Tipping Load, Straight (No tire deflection)	kg	16 285	15 945
	lb	35,893	35,143
Static Tipping Load, Articulated (With tire deflection)	kg	13 083	12 747
	lb	28,835	28,096
Static Tipping Load, Articulated (No tire deflection)	kg	14 076	13 749
	lb	31,025	30,304
Breakout Force (§)	kN	241	190
	lbf	54,335	42,762
Operating Weight*	kg	26 821	26 949
	lb	59,113	59,395

\* Static tipping loads and operating weights shown are based on a machine configuration with Bridgestone 26.5R25 VJT L3 radial tires, full fluids, operator, standard counterweight, ride control, cold start, roading fenders, Product Link, manual diff lock/open axles (front and rear), power train guard, secondary steering and sound suppression.

† Illustration shown with Dimension charts.

\*\*\*Rock bucket specifications are given on Bridgestone 26.5R25 VSDL L5 radial tires.

(§) Measured 100 mm (4") behind tip of cutting edge with bucket hinge pin as pivot point in accordance with ISO 14397-2:2007.

(With tire deflection) Full compliance to ISO 14397-1:2007 Sections 1 thru 6, which requires 2% verification between calculations and testing.

(No tire deflection) Compliance to ISO 14397-1:2007 Sections 1 thru 5.

Other buckets are available and offerings vary by region. Consult your local Cat dealer for further details.

# 972 XE Wheel Loader Specifications

## Operating Specifications – Buckets *(continued)*

Linkage		High Lift Linkage			
		Waste, Dozing – Pin-On		Waste, Load & Carry – Pin-On	
Bucket Type		Rubber Bolt-On Cutting Edges	Steel Bolt-On Cutting Edges	Rubber Bolt-On Cutting Edges	Steel Bolt-On Cutting Edges
Capacity – Rated	m <sup>3</sup>	6.50	6.50	7.40	7.40
	yd <sup>3</sup>	8.50	8.50	9.75	9.75
Capacity – Rated at 110% Fill Factor	m <sup>3</sup>	7.20	7.20	8.10	8.10
	yd <sup>3</sup>	9.50	9.50	10.50	10.50
Width	mm	3323	3357	3357	3357
	ft/in	10'10"	11'0"	11'0"	11'0"
<b>16</b> † Dump Clearance at Maximum Lift and 45° Discharge	mm	3400	3477	3196	3196
	ft/in	11'1"	11'4"	10'5"	10'5"
<b>17</b> † Reach at Maximum Lift and 45° Discharge	mm	1137	1210	1490	1490
	ft/in	3'8"	3'11"	4'10"	4'10"
Reach at Level Lift Arm and Bucket Level	mm	3198	3195	3592	3592
	ft/in	10'5"	10'5"	11'9"	11'9"
<b>A</b> † Digging Depth	mm	231	125	85	85
	in	9.1"	4.9"	3.3"	3.3"
<b>12</b> † Overall Length	mm	9605	9535	9932	9932
	ft/in	31'7"	31'4"	32'8"	32'8"
<b>B</b> † Overall Height with Bucket at Maximum Lift	mm	7126	7126	6834	6903
	ft/in	23'5"	23'5"	22'6"	22'8"
Loader Clearance Circle Radius with Bucket at Carry Position	mm	7845	7817	7937	7937
	ft/in	25'9"	25'8"	26'1"	26'1"
Static Tipping Load, Straight (With tire deflection)	kg	17,348	17,109	15,723	15,712
	lb	38,236	37,709	34,654	34,629
Static Tipping Load, Straight (No tire deflection)	kg	18,538	18,293	16,776	16,765
	lb	40,858	40,317	36,976	36,950
Static Tipping Load, Articulated (With tire deflection)	kg	15,033	14,793	13,544	13,533
	lb	33,132	32,605	29,852	29,827
Static Tipping Load, Articulated (No tire deflection)	kg	16,232	15,986	14,612	14,601
	lb	35,775	35,234	32,206	32,181
Breakout Force (§)	kN	193	197	158	158
	lbf	43,381	44,269	35,714	35,702
Operating Weight*	kg	25,427	25,607	25,820	25,831
	lb	56,041	56,438	56,907	56,931

\* Static tipping loads and operating weights shown are based on a machine configuration with Bridgestone 26.5R25 VJT L3 radial tires, full fluids, operator, standard counterweight, ride control, cold start, roading fenders, Product Link, manual diff lock/open axles (front and rear), power train guard, secondary steering and sound suppression.

† Illustration shown with Dimension charts.

\*\*\* Rock bucket specifications are given on Bridgestone 26.5R25 VSDL L5 radial tires.

(§) Measured 100 mm (4") behind tip of cutting edge with bucket hinge pin as pivot point in accordance with ISO 14397-2:2007.

(With tire deflection) Full compliance to ISO 14397-1:2007 Sections 1 thru 6, which requires 2% verification between calculations and testing.

(No tire deflection) Compliance to ISO 14397-1:2007 Sections 1 thru 5.

Other buckets are available and offerings vary by region. Consult your local Cat dealer for further details.

# 972 XE Wheel Loader Specifications

## Operating Specifications – Buckets *(continued)*

Linkage		High Lift Linkage	
Bucket Type		Waste, Top Clamp – Pin-On	
Edge Type		Rubber Bolt-On Cutting Edges	Steel Bolt-On Cutting Edges
Capacity – Rated	m <sup>3</sup>	5.00	5.00
	yd <sup>3</sup>	6.50	6.50
Capacity – Rated at 110% Fill Factor	m <sup>3</sup>	5.50	5.50
	yd <sup>3</sup>	7.25	7.25
Width	mm	3357	3357
	ft/in	11'0"	11'0"
<b>16</b> † Dump Clearance at Maximum Lift and 45° Discharge	mm	2569	2647
	ft/in	8'5"	8'8"
<b>17</b> † Reach at Maximum Lift and 45° Discharge	mm	1608	1681
	ft/in	5'3"	5'6"
Reach at Level Lift Arm and Bucket Level	mm	3624	3620
	ft/in	11'10"	11'10"
<b>A</b> † Digging Depth	mm	89	89
	in	3.5"	3.5"
<b>12</b> † Overall Length	mm	9980	9901
	ft/in	32'9"	32'6"
<b>B</b> † Overall Height with Bucket at Maximum Lift	mm	5707	5707
	ft/in	18'9"	18'9"
Loader Clearance Circle Radius with Bucket at Carry Position	mm	7891	7853
	ft/in	25'11"	25'10"
Static Tipping Load, Straight (With tire deflection)	kg	15 220	15 103
	lb	33,545	33,287
Static Tipping Load, Straight (No tire deflection)	kg	16 219	16 102
	lb	35,748	35,489
Static Tipping Load, Articulated (With tire deflection)	kg	13 065	12 948
	lb	28,797	28,538
Static Tipping Load, Articulated (No tire deflection)	kg	14 091	13 973
	lb	31,056	30,798
Breakout Force (§)	kN	136	136
	lbf	30,753	30,683
Operating Weight*	kg	26 496	26 616
	lb	58,397	58,661

\* Static tipping loads and operating weights shown are based on a machine configuration with Bridgestone 26.5R25 VJT L3 radial tires, full fluids, operator, standard counterweight, ride control, cold start, roading fenders, Product Link, manual diff lock/open axles (front and rear), power train guard, secondary steering and sound suppression.

† Illustration shown with Dimension charts.

\*\*\* Rock bucket specifications are given on Bridgestone 26.5R25 VSDL L5 radial tires.

(§) Measured 100 mm (4") behind tip of cutting edge with bucket hinge pin as pivot point in accordance with ISO 14397-2:2007.

(With tire deflection) Full compliance to ISO 14397-1:2007 Sections 1 thru 6, which requires 2% verification between calculations and testing.

(No tire deflection) Compliance to ISO 14397-1:2007 Sections 1 thru 5.

Other buckets are available and offerings vary by region. Consult your local Cat dealer for further details.

# 972 XE Wheel Loader Specifications

## Operating Specifications – Buckets (continued)

Linkage		High Lift Linkage						
Bucket Type		Woodchip – Pin-On			Woodchip – Hook-On – Fusion			
Edge Type		Bolt-On Cutting Edges	Bolt-On Cutting Edges	Bolt-On Cutting Edges	Bolt-On Cutting Edges	Bolt-On Cutting Edges	Bolt-On Cutting Edges	Bolt-On Cutting Edges
Capacity – Rated	m <sup>3</sup>	8.20	11.90	14.00	9.80	9.90	11.90	14.00
	yd <sup>3</sup>	10.75	15.50	18.25	12.75	13.00	15.50	18.25
Capacity – Rated at 110% Fill Factor	m <sup>3</sup>	9.00	13.10	15.40	10.80	10.90	13.10	15.40
	yd <sup>3</sup>	11.75	17.25	20.25	14.25	14.25	17.25	20.25
Width	mm	3328	3943	3943	3943	3943	3943	3943
	ft/in	10'11"	12'11"	12'11"	12'11"	12'11"	12'11"	12'11"
16† Dump Clearance at Maximum Lift and 45° Discharge	mm	3155	2996	2855	3158	3159	2999	2855
	ft/in	10'4"	9'9"	9'4"	10'4"	10'4"	9'10"	9'4"
17† Reach at Maximum Lift and 45° Discharge	mm	1547	1707	1849	1585	1584	1744	1888
	ft/in	5'0"	5'7"	6'0"	5'2"	5'2"	5'8"	6'2"
Reach at Level Lift Arm and Bucket Level	mm	3661	3887	4087	3686	3685	3911	4114
	ft/in	12'0"	12'9"	13'4"	12'1"	12'1"	12'9"	13'6"
A† Digging Depth	mm	114	113	113	85	85	85	85
	in	4.5"	4.4"	4.4"	3.3"	3.3"	3.3"	3.3"
12† Overall Length	mm	9995	10 220	10 420	10 000	9999	10 225	10 429
	ft/in	32' 10"	33' 7"	34' 3"	32' 10"	32' 10"	33' 7"	34' 3"
B† Overall Height with Bucket at Maximum Lift	mm	7027	7243	7348	7063	6985	7235	7381
	ft/in	23'1"	23'10"	24'2"	23'3"	22'11"	23'9"	24'3"
Loader Clearance Circle Radius with Bucket at Carry Position	mm	7942	8282	8346	8238	8237	8313	8383
	ft/in	26'1"	27'3"	27'5"	27'1"	27'1"	27'4"	27'7"
Static Tipping Load, Straight (With tire deflection)	kg	17 238	16 006	15 907	16 547	16 567	15 747	15 532
	lb	37,993	35,279	35,059	36,470	36,515	34,708	34,232
Static Tipping Load, Straight (No tire deflection)	kg	18 388	17 144	17 098	17 703	17 732	16 915	16 736
	lb	40,528	37,785	37,684	39,018	39,081	37,282	36,887
Static Tipping Load, Articulated (With tire deflection)	kg	15 010	13 799	13 677	14 300	14 316	13 517	13 293
	lb	33,082	30,413	30,145	31,518	31,554	29,792	29,297
Static Tipping Load, Articulated (No tire deflection)	kg	16 171	14 948	14 877	15 467	15 491	14 695	14 505
	lb	35,642	32,946	32,789	34,090	34,142	32,388	31,970
Breakout Force (§)	kN	150	129	116	146	146	127	114
	lbf	33,706	28,983	26,076	32,972	32,979	28,714	25,767
Operating Weight*	kg	24 723	25 743	25 866	25 575	25 584	26 208	26 398
	lb	54,489	56,737	57,008	56,366	56,386	57,762	58,181

\* Static tipping loads and operating weights shown are based on a machine configuration with Bridgestone 26.5R25 VJT L3 radial tires, full fluids, operator, standard counterweight, ride control, cold start, roading fenders, Product Link, manual diff lock/open axles (front and rear), power train guard, secondary steering and sound suppression.

† Illustration shown with Dimension charts.

\*\*\* Rock bucket specifications are given on Bridgestone 26.5R25 VSDL L5 radial tires.

(§) Measured 100 mm (4") behind tip of cutting edge with bucket hinge pin as pivot point in accordance with ISO 14397-2:2007.

(With tire deflection) Full compliance to ISO 14397-1:2007 Sections 1 thru 6, which requires 2% verification between calculations and testing.

(No tire deflection) Compliance to ISO 14397-1:2007 Sections 1 thru 5.

Other buckets are available and offerings vary by region. Consult your local Cat dealer for further details.

# 972 XE Wheel Loader Specifications

## Operating Specifications – Buckets *(continued)*

Linkage		Aggregate Handler Linkage					
Bucket Type		General Purpose – Pin-On					
Edge Type		Bolt-On Cutting Edges	Teeth and Segments	Tips	Bolt-On Cutting Edges	Teeth and Segments	Tips
Capacity – Rated	m <sup>3</sup>	4.20	4.20	4.00	4.40	4.40	4.20
	yd <sup>3</sup>	5.50	5.50	5.25	5.75	5.75	5.50
Capacity – Rated at 110% Fill Factor	m <sup>3</sup>	4.60	4.60	4.40	4.80	4.80	4.60
	yd <sup>3</sup>	6.00	6.00	5.75	6.25	6.25	6.00
Width	mm	3220	3271	3271	3220	3271	3271
	ft/in	10'6"	10'8"	10'8"	10'6"	10'8"	10'8"
<b>16†</b> Dump Clearance at Maximum Lift and 45° Discharge	mm	3230	3076	3076	3234	3081	3081
	ft/in	10'7"	10'1"	10'1"	10'7"	10'1"	10'1"
<b>17†</b> Reach at Maximum Lift and 45° Discharge	mm	1294	1432	1432	1289	1427	1427
	ft/in	4'2"	4'8"	4'8"	4'2"	4'8"	4'8"
Reach at Level Lift Arm and Bucket Level	mm	2917	3122	3122	2910	3115	3115
	ft/in	9'6"	10'2"	10'2"	9'6"	10'2"	10'2"
<b>A†</b> Digging Depth	mm	98	98	68	98	98	68
	in	3.8"	3.8"	2.6"	3.8"	3.8"	2.6"
<b>12†</b> Overall Length	mm	9167	9391	9391	9160	9384	9384
	ft/in	30'1"	30'10"	30'10"	30'1"	30'10"	30'10"
<b>B†</b> Overall Height with Bucket at Maximum Lift	mm	5942	5942	5942	6235	6235	6235
	ft/in	19'6"	19'6"	19'6"	20'6"	20'6"	20'6"
Loader Clearance Circle Radius with Bucket at Carry Position	mm	7583	7671	7671	7581	7669	7669
	ft/in	24'11"	25'2"	25'2"	24'11"	25'2"	25'2"
Static Tipping Load, Straight (With tire deflection)	kg	19 975	19 791	20 053	20 026	19 842	20 102
	lb	44,026	43,621	44,197	44,139	43,733	44,306
Static Tipping Load, Straight (No tire deflection)	kg	21 244	21 058	21 323	21 308	21 122	21 385
	lb	46,823	46,413	46,997	46,964	46,553	47,134
Static Tipping Load, Articulated (With tire deflection)	kg	17 401	17 217	17 460	17 445	17 261	17 501
	lb	38,352	37,947	38,482	38,449	38,043	38,574
Static Tipping Load, Articulated (No tire deflection)	kg	18 694	18 508	18 753	18 750	18 564	18 807
	lb	41,202	40,792	41,333	41,326	40,915	41,452
Breakout Force (§)	kN	210	208	223	211	209	224
	lbf	47,186	46,879	50,137	47,415	47,108	50,396
Operating Weight*	kg	25 451	25 589	25 426	25 456	25 594	25 431
	lb	56,093	56,397	56,038	56,105	56,409	56,050

\* Static tipping loads and operating weights shown are based on a machine configuration with Bridgestone 26.5R25 VJT L3 radial tires, full fluids, operator, standard counterweight, ride control, cold start, roading fenders, Product Link, manual diff lock/open axles (front and rear), power train guard, secondary steering and sound suppression.

† Illustration shown with Dimension charts.

\*\*\* Rock bucket specifications are given on Bridgestone 26.5R25 VSDL L5 radial tires.

(§) Measured 100 mm (4") behind tip of cutting edge with bucket hinge pin as pivot point in accordance with ISO 14397-2:2007.

(With tire deflection) Full compliance to ISO 14397-1:2007 Sections 1 thru 6, which requires 2% verification between calculations and testing.

(No tire deflection) Compliance to ISO 14397-1:2007 Sections 1 thru 5.

Other buckets are available and offerings vary by region. Consult your local Cat dealer for further details.

# 972 XE Wheel Loader Specifications

## Operating Specifications – Buckets (continued)

Linkage		Aggregate Handler Linkage					
Bucket Type		General Purpose – Pin-On					
Edge Type		Bolt-On Cutting Edges	Teeth and Segments	Tips	Bolt-On Cutting Edges	Teeth and Segments	Tips
Capacity – Rated	m <sup>3</sup>	4.60	4.60	4.40	4.80	4.80	4.60
	yd <sup>3</sup>	6.00	6.00	5.75	6.25	6.25	6.00
Capacity – Rated at 110% Fill Factor	m <sup>3</sup>	5.10	5.10	4.80	5.30	5.30	5.10
	yd <sup>3</sup>	6.75	6.75	6.25	7.00	7.00	6.75
Width	mm	3220	3271	3271	3220	3271	3271
	ft/in	10'6"	10'8"	10'8"	10'6"	10'8"	10'8"
<b>16</b> † Dump Clearance at Maximum Lift and 45° Discharge	mm	3192	3038	3038	3159	3004	3004
	ft/in	10'5"	9'11"	9'11"	10'4"	9'10"	9'10"
<b>17</b> † Reach at Maximum Lift and 45° Discharge	mm	1325	1462	1462	1354	1490	1490
	ft/in	4'4"	4'9"	4'9"	4'5"	4'10"	4'10"
Reach at Level Lift Arm and Bucket Level	mm	2966	3171	3171	3011	3216	3216
	ft/in	9'8"	10'4"	10'4"	9'10"	10'6"	10'6"
<b>A</b> † Digging Depth	mm	98	98	68	98	98	68
	in	3.8"	3.8"	2.6"	3.8"	3.8"	2.6"
<b>12</b> † Overall Length	mm	9216	9440	9440	9261	9485	9485
	ft/in	30'3"	31'0"	31'0"	30'5"	31'2"	31'2"
<b>B</b> † Overall Height with Bucket at Maximum Lift	mm	6200	6200	6200	6036	6036	6036
	ft/in	20'5"	20'5"	20'5"	19'10"	19'10"	19'10"
Loader Clearance Circle Radius with Bucket at Carry Position	mm	7596	7685	7685	7608	7697	7697
	ft/in	25'0"	25'3"	25'3"	25'0"	25'4"	25'4"
Static Tipping Load, Straight (With tire deflection)	kg	19 860	19 675	19 943	19 884	19 698	22 090
	lb	43,772	43,364	43,956	43,824	43,414	48,687
Static Tipping Load, Straight (No tire deflection)	kg	21 139	20 952	21 223	21 169	20 981	23 787
	lb	46,591	46,179	46,776	46,657	46,242	52,427
Static Tipping Load, Articulated (With tire deflection)	kg	17 290	17 105	17 354	17 317	17 131	19 213
	lb	38,109	37,701	38,248	38,167	37,757	42,345
Static Tipping Load, Articulated (No tire deflection)	kg	18 593	18 406	18 656	18 626	18 438	20 918
	lb	40,980	40,568	41,118	41,052	40,637	46,103
Breakout Force (§)	kN	202	201	214	196	194	207
	lbf	45,479	45,172	48,225	44,072	43,765	46,653
Operating Weight*	kg	25 511	25 649	25 486	25 439	25 577	25 414
	lb	56,227	56,531	56,171	56,068	56,372	56,012

\* Static tipping loads and operating weights shown are based on a machine configuration with Bridgestone 26.5R25 VJT L3 radial tires, full fluids, operator, standard counterweight, ride control, cold start, roading fenders, Product Link, manual diff lock/open axles (front and rear), power train guard, secondary steering and sound suppression.

† Illustration shown with Dimension charts.

\*\*\* Rock bucket specifications are given on Bridgestone 26.5R25 VSDL L5 radial tires.

(§) Measured 100 mm (4") behind tip of cutting edge with bucket hinge pin as pivot point in accordance with ISO 14397-2:2007.

(With tire deflection) Full compliance to ISO 14397-1:2007 Sections 1 thru 6, which requires 2% verification between calculations and testing.

(No tire deflection) Compliance to ISO 14397-1:2007 Sections 1 thru 5.

Other buckets are available and offerings vary by region. Consult your local Cat dealer for further details.

# 972 XE Wheel Loader Specifications

## Operating Specifications – Buckets *(continued)*

Linkage		Aggregate Handler Linkage					
Bucket Type		General Purpose – Pin-On					
Edge Type		Bolt-On Cutting Edges	Teeth and Segments	Tips	Bolt-On Cutting Edges	Bolt-On Cutting Edges	
Capacity – Rated	m <sup>3</sup>	5.00	5.00	4.80	5.10	5.30	
	yd <sup>3</sup>	6.50	6.50	6.25	6.75	7.00	
Capacity – Rated at 110% Fill Factor	m <sup>3</sup>	5.50	5.50	5.30	5.60	5.80	
	yd <sup>3</sup>	7.25	7.25	7.00	7.25	7.50	
Width	mm	3220	3271	3271	3357	3357	
	ft/in	10'6"	10'8"	10'8"	11'0"	11'0"	
<b>16</b> † Dump Clearance at Maximum Lift and 45° Discharge	mm	3142	2987	2987	3128	3104	
	ft/in	10'3"	9'9"	9'9"	10'3"	10'2"	
<b>17</b> † Reach at Maximum Lift and 45° Discharge	mm	1369	1505	1505	1369	1395	
	ft/in	4'5"	4'11"	4'11"	4'5"	4'6"	
Reach at Level Lift Arm and Bucket Level	mm	3034	3239	3239	3043	3080	
	ft/in	9'11"	10'7"	10'7"	9'11"	10'1"	
<b>A</b> † Digging Depth	mm	98	98	68	108	103	
	in	3.8"	3.8"	2.6"	4.2"	4"	
<b>12</b> † Overall Length	mm	9284	9508	9508	9301	9334	
	ft/in	30'6"	31'3"	31'3"	30'7"	30'8"	
<b>B</b> † Overall Height with Bucket at Maximum Lift	mm	6289	6289	6289	6233	6269	
	ft/in	20'8"	20'8"	20'8"	20'6"	20'7"	
Loader Clearance Circle Radius with Bucket at Carry Position	mm	7614	7704	7704	7684	7692	
	ft/in	25'0"	25'4"	25'4"	25'3"	25'3"	
Static Tipping Load, Straight (With tire deflection)	kg	19 983	19 796	20 043	19 513	19 434	
	lb	44,043	43,631	44,176	43,007	42,833	
Static Tipping Load, Straight (No tire deflection)	kg	21 270	21 081	21 331	20 793	20 720	
	lb	46,880	46,464	47,013	45,828	45,667	
Static Tipping Load, Articulated (With tire deflection)	kg	17 417	17 230	17 459	16 951	16 875	
	lb	38,387	37,975	38,480	37,361	37,192	
Static Tipping Load, Articulated (No tire deflection)	kg	18 726	18 537	18 767	18 255	18 184	
	lb	41,273	40,857	41,364	40,235	40,079	
Breakout Force (§)	kN	198	197	210	190	185	
	lbf	44,631	44,324	47,204	42,780	41,668	
Operating Weight*	kg	25 552	25 690	25 527	25 738	25 784	
	lb	56,317	56,621	56,261	56,726	56,828	

\*Static tipping loads and operating weights shown are based on a machine configuration with Bridgestone 26.5R25 VJT L3 radial tires, full fluids, operator, standard counterweight, ride control, cold start, roading fenders, Product Link, manual diff lock/open axles (front and rear), power train guard, secondary steering and sound suppression.

† Illustration shown with Dimension charts.

\*\*\*Rock bucket specifications are given on Bridgestone 26.5R25 VSDL L5 radial tires.

(§) Measured 100 mm (4") behind tip of cutting edge with bucket hinge pin as pivot point in accordance with ISO 14397-2:2007.

(With tire deflection) Full compliance to ISO 14397-1:2007 Sections 1 thru 6, which requires 2% verification between calculations and testing.

(No tire deflection) Compliance to ISO 14397-1:2007 Sections 1 thru 5.

Other buckets are available and offerings vary by region. Consult your local Cat dealer for further details.

# 972 XE Wheel Loader Specifications

## Operating Specifications – Buckets (continued)

Linkage		Aggregate Handler Linkage		
Bucket Type		General Purpose – Pin-On – Abrasion		
Edge Type		Bolt-On Cutting Edges	Bolt-On Cutting Edges	Bolt-On Cutting Edges
Capacity – Rated	m <sup>3</sup>	5.10	5.30	5.50
	yd <sup>3</sup>	6.75	7.00	7.25
Capacity – Rated at 110% Fill Factor	m <sup>3</sup>	5.60	5.80	6.10
	yd <sup>3</sup>	7.25	7.50	8.00
Width	mm	3357	3357	3357
	ft/in	11'0"	11'0"	11'0"
16† Dump Clearance at Maximum Lift and 45° Discharge	mm	3132	3105	3077
	ft/in	10'3"	10'2"	10'1"
17† Reach at Maximum Lift and 45° Discharge	mm	1372	1396	1421
	ft/in	4'6"	4'6"	4'7"
Reach at Level Lift Arm and Bucket Level	mm	3043	3080	3118
	ft/in	9'11"	10'1"	10'2"
A† Digging Depth	mm	103	103	103
	in	4"	4"	4"
12† Overall Length	mm	9297	9334	9372
	ft/in	30'6"	30'8"	30'9"
B† Overall Height with Bucket at Maximum Lift	mm	6240	6277	6298
	ft/in	20'6"	20'8"	20'8"
Loader Clearance Circle Radius with Bucket at Carry Position	mm	7681	7691	7701
	ft/in	25'3"	25'3"	25'4"
Static Tipping Load, Straight (With tire deflection)	kg	19 498	19 423	19 353
	lb	42,974	42,809	42,655
Static Tipping Load, Straight (No tire deflection)	kg	20 778	20 708	20 645
	lb	45,794	45,641	45,501
Static Tipping Load, Articulated (With tire deflection)	kg	16 937	16 864	16 796
	lb	37,329	37,169	37,019
Static Tipping Load, Articulated (No tire deflection)	kg	18 240	18 173	18 112
	lb	40,203	40,055	39,919
Breakout Force (§)	kN	190	185	180
	lbf	42,753	41,648	40,570
Operating Weight*	kg	25 748	25 790	25 828
	lb	56,749	56,841	56,925

\* Static tipping loads and operating weights shown are based on a machine configuration with Bridgestone 26.5R25 VJT L3 radial tires, full fluids, operator, standard counterweight, ride control, cold start, roading fenders, Product Link, manual diff lock/open axles (front and rear), power train guard, secondary steering and sound suppression.

† Illustration shown with Dimension charts.

\*\*\*Rock bucket specifications are given on Bridgestone 26.5R25 VSDL L5 radial tires.

(§) Measured 100 mm (4") behind tip of cutting edge with bucket hinge pin as pivot point in accordance with ISO 14397-2:2007.

(With tire deflection) Full compliance to ISO 14397-1:2007 Sections 1 thru 6, which requires 2% verification between calculations and testing.

(No tire deflection) Compliance to ISO 14397-1:2007 Sections 1 thru 5.

Other buckets are available and offerings vary by region. Consult your local Cat dealer for further details.

# 972 XE Wheel Loader Specifications

## Operating Specifications – Buckets *(continued)*

Linkage		Aggregate Handler Linkage					
Bucket Type		General Purpose – Hook-on – Fusion					
Edge Type		Bolt-On Cutting Edges	Teeth and Segments	Tips	Bolt-On Cutting Edges	Teeth and Segments	Tips
Capacity – Rated	m <sup>3</sup>	4.20	4.20	4.00	4.20	4.20	4.00
	yd <sup>3</sup>	5.50	5.50	5.25	5.50	5.50	5.25
Capacity – Rated at 110% Fill Factor	m <sup>3</sup>	4.60	4.60	4.40	4.60	4.60	4.40
	yd <sup>3</sup>	6.00	6.00	5.75	6.00	6.00	5.75
Width	mm	3220	3271	3271	3220	3271	3271
	ft/in	10'6"	10'8"	10'8"	10'6"	10'8"	10'8"
16† Dump Clearance at Maximum Lift and 45° Discharge	mm	3200	3046	3046	3200	3046	3046
	ft/in	10'5"	9'11"	9'11"	10'5"	9'11"	9'11"
17† Reach at Maximum Lift and 45° Discharge	mm	1329	1466	1466	1329	1466	1466
	ft/in	4'4"	4'9"	4'9"	4'4"	4'9"	4'9"
Reach at Level Lift Arm and Bucket Level	mm	2962	3167	3167	2962	3167	3167
	ft/in	9'8"	10'4"	10'4"	9'8"	10'4"	10'4"
A† Digging Depth	mm	98	98	68	98	98	68
	in	3.8"	3.8"	2.6"	3.8"	3.8"	2.6"
12† Overall Length	mm	9212	9436	9436	9212	9436	9436
	ft/in	30'3"	31'0"	31'0"	30'3"	31'0"	31'0"
B† Overall Height with Bucket at Maximum Lift	mm	6041	6041	6041	6041	6041	6041
	ft/in	19'10"	19'10"	19'10"	19'10"	19'10"	19'10"
Loader Clearance Circle Radius with Bucket at Carry Position	mm	7611	7705	7705	7611	7705	7705
	ft/in	25'0"	25'4"	25'4"	25'0"	25'4"	25'4"
Static Tipping Load, Straight (With tire deflection)	kg	19 450	19 267	19 631	19 450	19 267	19 631
	lb	42,868	42,464	43,268	42,868	42,464	43,268
Static Tipping Load, Straight (No tire deflection)	kg	20 708	20 523	20 902	20 708	20 523	20 902
	lb	45,641	45,233	46,068	45,641	45,233	46,068
Static Tipping Load, Articulated (With tire deflection)	kg	16 900	16 717	17 063	16 900	16 717	17 063
	lb	37,249	36,845	37,607	37,249	36,845	37,607
Static Tipping Load, Articulated (No tire deflection)	kg	18 183	17 998	18 357	18 183	17 998	18 357
	lb	40,076	39,667	40,460	40,076	39,667	40,460
Breakout Force (§)	kN	203	201	215	203	201	215
	lbf	45,612	45,305	48,373	45,612	45,305	48,373
Operating Weight*	kg	25 825	25 963	25 800	25 825	25 963	25 800
	lb	56,918	57,222	56,863	56,918	57,222	56,863

\* Static tipping loads and operating weights shown are based on a machine configuration with Bridgestone 26.5R25 VJT L3 radial tires, full fluids, operator, standard counterweight, ride control, cold start, roading fenders, Product Link, manual diff lock/open axles (front and rear), power train guard, secondary steering and sound suppression.

† Illustration shown with Dimension charts.

\*\*\* Rock bucket specifications are given on Bridgestone 26.5R25 VSDL L5 radial tires.

(§) Measured 100 mm (4") behind tip of cutting edge with bucket hinge pin as pivot point in accordance with ISO 14397-2:2007.

(With tire deflection) Full compliance to ISO 14397-1:2007 Sections 1 thru 6, which requires 2% verification between calculations and testing.

(No tire deflection) Compliance to ISO 14397-1:2007 Sections 1 thru 5.

Other buckets are available and offerings vary by region. Consult your local Cat dealer for further details.

# 972 XE Wheel Loader Specifications

## Operating Specifications – Buckets (continued)

Linkage		Aggregate Handler Linkage					
Bucket Type		General Purpose – Hook-on – Fusion					
Edge Type		Bolt-On Cutting Edges	Teeth and Segments	Tips	Bolt-On Cutting Edges	Teeth and Segments	Tips
Capacity – Rated	m <sup>3</sup>	4.60	4.60	4.40	4.80	4.80	4.60
	yd <sup>3</sup>	6.00	6.00	5.75	6.25	6.25	6.00
Capacity – Rated at 110% Fill Factor	m <sup>3</sup>	5.10	5.10	4.80	5.30	5.30	5.10
	yd <sup>3</sup>	6.75	6.75	6.25	7.00	7.00	6.75
Width	mm	3220	3271	3271	3220	3271	3271
	ft/in	10'6"	10'8"	10'8"	10'6"	10'8"	10'8"
<b>16</b> † Dump Clearance at Maximum Lift and 45° Discharge	mm	3162	3008	3008	3135	2980	2980
	ft/in	10'4"	9'10"	9'10"	10'3"	9'9"	9'9"
<b>17</b> † Reach at Maximum Lift and 45° Discharge	mm	1359	1497	1497	1381	1517	1517
	ft/in	4'5"	4'10"	4'10"	4'6"	4'11"	4'11"
Reach at Level Lift Arm and Bucket Level	mm	3012	3217	3217	3047	3252	3252
	ft/in	9'10"	10'6"	10'6"	9'11"	10'8"	10'8"
<b>A</b> † Digging Depth	mm	98	98	68	98	98	68
	in	3.8"	3.8"	2.6"	3.8"	3.8"	2.6"
<b>12</b> † Overall Length	mm	9262	9486	9486	9297	9521	9521
	ft/in	30'5"	31'2"	31'2"	30'6"	31'3"	31'3"
<b>B</b> † Overall Height with Bucket at Maximum Lift	mm	6216	6216	6216	6275	6275	6275
	ft/in	20'5"	20'5"	20'5"	20'8"	20'8"	20'8"
Loader Clearance Circle Radius with Bucket at Carry Position	mm	7626	7719	7719	7636	7730	7730
	ft/in	25'1"	25'4"	25'4"	25'1"	25'5"	25'5"
Static Tipping Load, Straight (With tire deflection)	kg	19 299	19 115	19 479	19 291	19 105	19 468
	lb	42,536	42,130	42,933	42,517	42,109	42,909
Static Tipping Load, Straight (No tire deflection)	kg	20 567	20 381	20 760	20 565	20 377	20 755
	lb	45,331	44,920	45,755	45,325	44,912	45,745
Static Tipping Load, Articulated (With tire deflection)	kg	16 753	16 569	16 915	16 746	16 560	16 905
	lb	36,925	36,518	37,280	36,908	36,499	37,258
Static Tipping Load, Articulated (No tire deflection)	kg	18 046	17 859	18 219	18 044	17 857	18 215
	lb	39,774	39,363	40,155	39,770	39,356	40,147
Breakout Force (§)	kN	195	194	207	190	189	201
	lbf	43,938	43,631	46,509	42,894	42,587	45,347
Operating Weight*	kg	25 926	26 064	25 901	25 921	26 059	25 896
	lb	57,140	57,444	57,084	57,129	57,433	57,074

\* Static tipping loads and operating weights shown are based on a machine configuration with Bridgestone 26.5R25 VJT L3 radial tires, full fluids, operator, standard counterweight, ride control, cold start, roading fenders, Product Link, manual diff lock/open axles (front and rear), power train guard, secondary steering and sound suppression.

† Illustration shown with Dimension charts.

\*\*\* Rock bucket specifications are given on Bridgestone 26.5R25 VSDL L5 radial tires.

(§) Measured 100 mm (4") behind tip of cutting edge with bucket hinge pin as pivot point in accordance with ISO 14397-2:2007.

(With tire deflection) Full compliance to ISO 14397-1:2007 Sections 1 thru 6, which requires 2% verification between calculations and testing.

(No tire deflection) Compliance to ISO 14397-1:2007 Sections 1 thru 5.

Other buckets are available and offerings vary by region. Consult your local Cat dealer for further details.

# 972 XE Wheel Loader Specifications

## Operating Specifications – Buckets *(continued)*

Linkage		Aggregate Handler Linkage					
Bucket Type		General Purpose – Hook-on – Fusion				General Purpose – Hook-on – Volvo Large	
Edge Type		Bolt-On Cutting Edges	Teeth and Segments	Tips	Bolt-On Cutting Edges	Bolt-On Cutting Edges	
Capacity – Rated	m <sup>3</sup>	5.00	5.00	4.80	4.00	4.40	
	yd <sup>3</sup>	6.50	6.50	6.25	5.25	5.75	
Capacity – Rated at 110% Fill Factor	m <sup>3</sup>	5.50	5.50	5.30	4.40	4.80	
	yd <sup>3</sup>	7.25	7.25	7.00	5.75	6.25	
Width	mm	3220	3271	3271	3220	3220	
	ft/in	10'6"	10'8"	10'8"	10'6"	10'6"	
<b>16</b> † Dump Clearance at Maximum Lift and 45° Discharge	mm	3111	2956	2956	3133	3070	
	ft/in	10'2"	9'8"	9'8"	10'3"	10'0"	
<b>17</b> † Reach at Maximum Lift and 45° Discharge	mm	1402	1538	1538	1436	1482	
	ft/in	4'7"	5'0"	5'0"	4'8"	4'10"	
Reach at Level Lift Arm and Bucket Level	mm	3079	3284	3284	3084	3164	
	ft/in	10'1"	10'9"	10'9"	10'1"	10'4"	
<b>A</b> † Digging Depth	mm	98	98	68	92	92	
	in	3.8"	3.8"	2.6"	3.6"	3.6"	
<b>12</b> † Overall Length	mm	9329	9553	9553	9330	9410	
	ft/in	30'8"	31'5"	31'5"	30'8"	30'11"	
<b>B</b> † Overall Height with Bucket at Maximum Lift	mm	6301	6301	6301	6207	6324	
	ft/in	20'9"	20'9"	20'9"	20'5"	20'9"	
Loader Clearance Circle Radius with Bucket at Carry Position	mm	7646	7740	7740	7630	7654	
	ft/in	25'1"	25'5"	25'5"	25'1"	25'2"	
Static Tipping Load, Straight (With tire deflection)	kg	19 170	18 984	19 345	18 188	18 028	
	lb	42,251	41,841	42,637	40,087	39,735	
Static Tipping Load, Straight (No tire deflection)	kg	20 447	20 259	20 635	19 358	19 213	
	lb	45,067	44,651	45,479	42,666	42,346	
Static Tipping Load, Articulated (With tire deflection)	kg	16 627	16 440	16 783	15 767	15 611	
	lb	36,645	36,235	36,991	34,751	34,407	
Static Tipping Load, Articulated (No tire deflection)	kg	17 928	17 740	18 097	16 965	16 823	
	lb	39,514	39,099	39,886	37,392	37,080	
Breakout Force(§)	kN	186	185	196	184	174	
	lbf	41,878	41,571	44,223	41,405	39,186	
Operating Weight*	kg	26 012	26 150	25 986	26 032	26 138	
	lb	57,329	57,633	57,273	57,375	57,609	

\* Static tipping loads and operating weights shown are based on a machine configuration with Bridgestone 26.5R25 VJT L3 radial tires, full fluids, operator, standard counterweight, ride control, cold start, roading fenders, Product Link, manual diff lock/open axles (front and rear), power train guard, secondary steering and sound suppression.

† Illustration shown with Dimension charts.

\*\*\* Rock bucket specifications are given on Bridgestone 26.5R25 VSDL L5 radial tires.

(§) Measured 100 mm (4") behind tip of cutting edge with bucket hinge pin as pivot point in accordance with ISO 14397-2:2007.

(With tire deflection) Full compliance to ISO 14397-1:2007 Sections 1 thru 6, which requires 2% verification between calculations and testing.

(No tire deflection) Compliance to ISO 14397-1:2007 Sections 1 thru 5.

Other buckets are available and offerings vary by region. Consult your local Cat dealer for further details.

# 972 XE Wheel Loader Specifications

## Operating Specifications – Buckets *(continued)*

Linkage		Aggregate Handler Linkage					
Bucket Type		Flat Floor – Pin-On					
Edge Type		Bolt-On Cutting Edges	Teeth and Segments	Tips	Bolt-On Cutting Edges	Teeth and Segments	Tips
Capacity – Rated	m <sup>3</sup>	4.60	4.60	4.40	4.80	4.80	4.60
	yd <sup>3</sup>	6.00	6.00	5.75	6.25	6.25	6.00
Capacity – Rated at 110% Fill Factor	m <sup>3</sup>	5.10	5.10	4.80	5.30	5.30	5.10
	yd <sup>3</sup>	6.75	6.75	6.25	7.00	7.00	6.75
Width	mm	3220	3271	3271	3220	3271	3271
	ft/in	10'6"	10'8"	10'8"	10'6"	10'8"	10'8"
16† Dump Clearance at Maximum Lift and 45° Discharge	mm	3125	2962	2962	3104	2941	2941
	ft/in	10'3"	9'8"	9'8"	10'2"	9'7"	9'7"
17† Reach at Maximum Lift and 45° Discharge	mm	1248	1375	1375	1269	1396	1396
	ft/in	4'1"	4'6"	4'6"	4'1"	4'6"	4'6"
Reach at Level Lift Arm and Bucket Level	mm	2976	3181	3181	3006	3211	3211
	ft/in	9'9"	10'5"	10'5"	9'10"	10'6"	10'6"
A† Digging Depth	mm	98	98	68	98	98	68
	in	3.8"	3.8"	2.6"	3.8"	3.8"	2.6"
12† Overall Length	mm	9226	9450	9450	9256	9480	9480
	ft/in	30'4"	31'1"	31'1"	30'5"	31'2"	31'2"
B† Overall Height with Bucket at Maximum Lift	mm	6164	6167	6167	6198	6198	6198
	ft/in	20'3"	20'3"	20'3"	20'5"	20'5"	20'5"
Loader Clearance Circle Radius with Bucket at Carry Position	mm	7599	7687	7687	7607	7696	7696
	ft/in	25'0"	25'3"	25'3"	25'0"	25'3"	25'3"
Static Tipping Load, Straight (With tire deflection)	kg	19 722	19 624	19 986	19 756	19 571	19 817
	lb	43,467	43,253	44,050	43,543	43,135	43,677
Static Tipping Load, Straight (No tire deflection)	kg	20 973	20 881	21 256	21 020	20 833	21 081
	lb	46,225	46,022	46,849	46,329	45,917	46,464
Static Tipping Load, Articulated (With tire deflection)	kg	17 172	17 066	17 409	17 199	17 014	17 242
	lb	37,849	37,614	38,369	37,908	37,499	38,001
Static Tipping Load, Articulated (No tire deflection)	kg	18 448	18 347	18 703	18 488	18 301	18 529
	lb	40,661	40,437	41,221	40,747	40,335	40,839
Breakout Force (§)	kN	201	199	213	196	195	208
	lbf	45,166	44,876	47,895	44,213	43,906	46,811
Operating Weight*	kg	25 503	25 623	25 460	25 519	25 657	25 494
	lb	56,209	56,472	56,113	56,244	56,548	56,188

\* Static tipping loads and operating weights shown are based on a machine configuration with Bridgestone 26.5R25 VJT L3 radial tires, full fluids, operator, standard counterweight, ride control, cold start, roading fenders, Product Link, manual diff lock/open axles (front and rear), power train guard, secondary steering and sound suppression.

† Illustration shown with Dimension charts.

\*\*\* Rock bucket specifications are given on Bridgestone 26.5R25 VSDL L5 radial tires.

(§) Measured 100 mm (4") behind tip of cutting edge with bucket hinge pin as pivot point in accordance with ISO 14397-2:2007.

(With tire deflection) Full compliance to ISO 14397-1:2007 Sections 1 thru 6, which requires 2% verification between calculations and testing.

(No tire deflection) Compliance to ISO 14397-1:2007 Sections 1 thru 5.

Other buckets are available and offerings vary by region. Consult your local Cat dealer for further details.

# 972 XE Wheel Loader Specifications

## Operating Specifications – Buckets *(continued)*

Linkage		Aggregate Handler Linkage					
Bucket Type		Flat Floor – Pin-On					
Edge Type		Bolt-On Cutting Edges	Teeth and Segments	Tips	Bolt-On Cutting Edges	Teeth and Segments	Tips
Capacity – Rated	m <sup>3</sup>	5.00	5.00	4.80	5.20	5.20	4.97
	yd <sup>3</sup>	6.50	6.50	6.25	6.75	6.75	6.50
Capacity – Rated at 110% Fill Factor	m <sup>3</sup>	5.50	5.50	5.30	5.70	5.70	5.50
	yd <sup>3</sup>	7.25	7.25	7.00	7.50	7.50	7.25
Width	mm	3220	3271	3271	3220	3271	3271
	ft/in	10'6"	10'8"	10'8"	10'6"	10'8"	10'8"
<b>16</b> † Dump Clearance at Maximum Lift and 45° Discharge	mm	3075	2913	2913	3054	2891	2891
	ft/in	10'1"	9'6"	9'6"	10'0"	9'5"	9'5"
<b>17</b> † Reach at Maximum Lift and 45° Discharge	mm	1297	1424	1424	1318	1445	1445
	ft/in	4'3"	4'8"	4'8"	4'3"	4'8"	4'8"
Reach at Level Lift Arm and Bucket Level	mm	3046	3251	3251	3076	3281	3281
	ft/in	9'11"	10'8"	10'8"	10'1"	10'9"	10'9"
<b>A</b> † Digging Depth	mm	98	98	68	98	98	68
	in	3.8"	3.8"	2.6"	3.8"	3.8"	2.6"
<b>12</b> † Overall Length	mm	9296	9520	9520	9326	9550	9550
	ft/in	30'6"	31'3"	31'3"	30'8"	31'4"	31'4"
<b>B</b> † Overall Height with Bucket at Maximum Lift	mm	6228	6228	6228	6270	6270	6270
	ft/in	20'6"	20'6"	20'6"	20'7"	20'7"	20'7"
Loader Clearance Circle Radius with Bucket at Carry Position	mm	7618	7707	7707	7626	7715	7715
	ft/in	25'0"	25'4"	25'4"	25'1"	25'4"	25'4"
Static Tipping Load, Straight (With tire deflection)	kg	19 680	19 494	19 836	19 626	19 439	19 793
	lb	43,376	42,966	43,720	43,257	42,845	43,624
Static Tipping Load, Straight (No tire deflection)	kg	20 952	20 764	21 118	20 904	20 715	21 081
	lb	46,179	45,764	46,545	46,072	45,655	46,464
Static Tipping Load, Articulated (With tire deflection)	kg	17 125	16 939	17 262	17 072	16 885	17 220
	lb	37,744	37,334	38,047	37,628	37,215	37,954
Static Tipping Load, Articulated (No tire deflection)	kg	18 421	18 233	18 568	18 374	18 185	18 533
	lb	40,601	40,186	40,924	40,497	40,080	40,846
Breakout Force (§)	kN	191	189	202	187	185	197
	lbf	42,965	42,658	45,423	42,071	41,764	44,432
Operating Weight*	kg	25 569	25 707	25 544	25 604	25 742	25 579
	lb	56,354	56,658	56,298	56,431	56,735	56,375

\* Static tipping loads and operating weights shown are based on a machine configuration with Bridgestone 26.5R25 VJT L3 radial tires, full fluids, operator, standard counterweight, ride control, cold start, roading fenders, Product Link, manual diff lock/open axles (front and rear), power train guard, secondary steering and sound suppression.

† Illustration shown with Dimension charts.

\*\*\* Rock bucket specifications are given on Bridgestone 26.5R25 VSDL L5 radial tires.

(§) Measured 100 mm (4") behind tip of cutting edge with bucket hinge pin as pivot point in accordance with ISO 14397-2:2007.

(With tire deflection) Full compliance to ISO 14397-1:2007 Sections 1 thru 6, which requires 2% verification between calculations and testing.

(No tire deflection) Compliance to ISO 14397-1:2007 Sections 1 thru 5.

Other buckets are available and offerings vary by region. Consult your local Cat dealer for further details.

# 972 XE Wheel Loader Specifications

## Operating Specifications – Buckets *(continued)*

Linkage		Aggregate Handler Linkage					
Bucket Type	Edge Type	Flat Floor – Pin-On – BGE – STD			Flat Floor – Pin-On – BGE – STD – FMT		
		Bolt-On Cutting Edges	Bolt-On Cutting Edges	Bolt-On Cutting Edges	Tips	Tips	Tips
Capacity – Rated	m <sup>3</sup>	4.60	4.80	5.00	4.40	4.80	5.00
	yd <sup>3</sup>	6.00	6.25	6.50	5.75	6.25	6.50
Capacity – Rated at 110% Fill Factor	m <sup>3</sup>	5.10	5.30	5.50	4.80	5.30	5.50
	yd <sup>3</sup>	6.75	7.00	7.25	6.25	7.00	7.25
Width	mm	3220	3220	3238	3312	3312	3312
	ft/in	10'6"	10'6"	10'7"	10'10"	10'10"	10'10"
<b>16</b> † Dump Clearance at Maximum Lift and 45° Discharge	mm	3121	3104	3075	2981	2935	2914
	ft/in	10'2"	10'2"	10'1"	9'9"	9'7"	9'6"
<b>17</b> † Reach at Maximum Lift and 45° Discharge	mm	1251	1269	1297	1425	1471	1492
	ft/in	4'1"	4'1"	4'3"	4'8"	4'9"	4'10"
Reach at Level Lift Arm and Bucket Level	mm	2981	3006	3046	3203	3268	3298
	ft/in	9'9"	9'10"	9'11"	10'6"	10'8"	10'9"
<b>A</b> † Digging Depth	mm	98	98	98	73	73	73
	in	3.8"	3.8"	3.8"	2.8"	2.8"	2.8"
<b>12</b> † Overall Length	mm	9231	9256	9296	9435	9500	9530
	ft/in	30'4"	30'5"	30'6"	31'0"	31'3"	31'4"
<b>B</b> † Overall Height with Bucket at Maximum Lift	mm	6202	6192	6218	6202	6263	6263
	ft/in	20'5"	20'4"	20'5"	20'5"	20'7"	20'7"
Loader Clearance Circle Radius with Bucket at Carry Position	mm	7600	7607	7626	7694	7712	7721
	ft/in	25'0"	25'0"	25'1"	25'3"	25'4"	25'4"
Static Tipping Load, Straight (With tire deflection)	kg	18 928	19 133	19 040	19 094	19 218	19 103
	lb	41,718	42,169	41,964	42,085	42,356	42,104
Static Tipping Load, Straight (No tire deflection)	kg	20 144	20 380	20 292	20 322	20 489	20 375
	lb	44,398	44,918	44,724	44,790	45,159	44,907
Static Tipping Load, Articulated (With tire deflection)	kg	16 408	16 586	16 496	16 556	16 651	16 541
	lb	36,164	36,556	36,357	36,490	36,700	36,457
Static Tipping Load, Articulated (No tire deflection)	kg	17 650	17 857	17 773	17 809	17 947	17 837
	lb	38,901	39,358	39,172	39,251	39,556	39,313
Breakout Force(§)	kN	198	194	189	209	199	195
	lbf	44,511	43,774	42,543	47,132	44,895	43,864
Operating Weight*	kg	26 023	26 000	26 063	26 007	26 063	26 135
	lb	57,355	57,304	57,443	57,319	57,443	57,601

\* Static tipping loads and operating weights shown are based on a machine configuration with Bridgestone 26.5R25 VJT L3 radial tires, full fluids, operator, standard counterweight, ride control, cold start, roading fenders, Product Link, manual diff lock/open axles (front and rear), power train guard, secondary steering and sound suppression.

† Illustration shown with Dimension charts.

\*\*\* Rock bucket specifications are given on Bridgestone 26.5R25 VSDL L5 radial tires.

(§) Measured 100 mm (4") behind tip of cutting edge with bucket hinge pin as pivot point in accordance with ISO 14397-2:2007.

(With tire deflection) Full compliance to ISO 14397-1:2007 Sections 1 thru 6, which requires 2% verification between calculations and testing.

(No tire deflection) Compliance to ISO 14397-1:2007 Sections 1 thru 5.

Other buckets are available and offerings vary by region. Consult your local Cat dealer for further details.

# 972 XE Wheel Loader Specifications

## Operating Specifications – Buckets *(continued)*

Linkage		Aggregate Handler Linkage					
Bucket Type		Flat Floor – Pin-On – Abrasion					
Edge Type		Bolt-On Cutting Edges	Teeth and Segments	Tips	Bolt-On Cutting Edges	Teeth and Segments	Tips
Capacity – Rated	m <sup>3</sup>	4.60	4.60	4.40	4.80	4.80	4.60
	yd <sup>3</sup>	6.00	6.00	5.75	6.25	6.25	6.00
Capacity – Rated at 110% Fill Factor	m <sup>3</sup>	5.10	5.10	4.80	5.30	5.30	5.10
	yd <sup>3</sup>	6.75	6.75	6.25	7.00	7.00	6.75
Width	mm	3220	3271	3271	3220	3271	3271
	ft/in	10'6"	10'8"	10'8"	10'6"	10'8"	10'8"
<b>16</b> † Dump Clearance at Maximum Lift and 45° Discharge	mm	3125	2962	2962	3104	2941	2941
	ft/in	10'3"	9'8"	9'8"	10'2"	9'7"	9'7"
<b>17</b> † Reach at Maximum Lift and 45° Discharge	mm	1248	1375	1375	1269	1396	1396
	ft/in	4'1"	4'6"	4'6"	4'1"	4'6"	4'6"
Reach at Level Lift Arm and Bucket Level	mm	2976	3181	3181	3006	3211	3211
	ft/in	9'9"	10'5"	10'5"	9'10"	10'6"	10'6"
<b>A</b> † Digging Depth	mm	98	98	68	98	98	68
	in	3.8"	3.8"	2.6"	3.8"	3.8"	2.6"
<b>12</b> † Overall Length	mm	9226	9450	9450	9256	9480	9480
	ft/in	30'4"	31'1"	31'1"	30'5"	31'2"	31'2"
<b>B</b> † Overall Height with Bucket at Maximum Lift	mm	6167	6167	6167	6198	6198	6198
	ft/in	20'3"	20'3"	20'3"	20'5"	20'5"	20'5"
Loader Clearance Circle Radius with Bucket at Carry Position	mm	7599	7687	7687	7607	7696	7696
	ft/in	25'0"	25'3"	25'3"	25'0"	25'3"	25'3"
Static Tipping Load, Straight (With tire deflection)	kg	19 665	19 480	19 819	19 608	19 423	19 789
	lb	43,342	42,935	43,681	43,217	42,809	43,616
Static Tipping Load, Straight (No tire deflection)	kg	20 922	20 736	21 086	20 871	20 684	21 065
	lb	46,114	45,703	46,474	46,001	45,589	46,428
Static Tipping Load, Articulated (With tire deflection)	kg	17 107	16 922	17 241	17 051	16 866	17 213
	lb	37,704	37,297	38,001	37,581	37,172	37,938
Static Tipping Load, Articulated (No tire deflection)	kg	18 389	18 202	18 533	18 339	18 151	18 513
	lb	40,529	40,119	40,846	40,419	40,006	40,803
Breakout Force (§)	kN	200	199	212	196	194	207
	lbf	45,052	44,745	47,755	44,075	43,768	46,666
Operating Weight*	kg	25 626	25 764	25 601	25 663	25 801	25 638
	lb	56,480	56,783	56,424	56,562	56,866	56,506

\* Static tipping loads and operating weights shown are based on a machine configuration with Bridgestone 26.5R25 VJT L3 radial tires, full fluids, operator, standard counterweight, ride control, cold start, roading fenders, Product Link, manual diff lock/open axles (front and rear), power train guard, secondary steering and sound suppression.

† Illustration shown with Dimension charts.

\*\*\* Rock bucket specifications are given on Bridgestone 26.5R25 VSDL L5 radial tires.

(§) Measured 100 mm (4") behind tip of cutting edge with bucket hinge pin as pivot point in accordance with ISO 14397-2:2007.

(With tire deflection) Full compliance to ISO 14397-1:2007 Sections 1 thru 6, which requires 2% verification between calculations and testing.

(No tire deflection) Compliance to ISO 14397-1:2007 Sections 1 thru 5.

Other buckets are available and offerings vary by region. Consult your local Cat dealer for further details.

# 972 XE Wheel Loader Specifications

## Operating Specifications – Buckets (continued)

Linkage		Aggregate Handler Linkage						
Bucket Type		Flat Floor – Pin-On – Abrasion						
Edge Type		Bolt-On Cutting Edges	Teeth and Segments	Tips	Bolt-On Cutting Edges	Teeth and Segments	Tips	Bolt-On Cutting Edges
Capacity – Rated	m <sup>3</sup>	5.00	5.00	4.80	5.20	5.20	4.97	5.40
	yd <sup>3</sup>	6.50	6.50	6.25	6.75	6.75	6.50	7.00
Capacity – Rated at 110% Fill Factor	m <sup>3</sup>	5.50	5.50	5.30	5.70	5.70	5.50	5.90
	yd <sup>3</sup>	7.25	7.25	7.00	7.50	7.50	7.25	7.75
Width	mm	3220	3271	3271	3220	3271	3271	3230
	ft/in	10'6"	10'8"	10'8"	10'6"	10'8"	10'8"	10'7"
<b>16</b> † Dump Clearance at Maximum Lift and 45° Discharge	mm	3075	2913	2913	3054	2891	2891	3026
	ft/in	10'1"	9'6"	9'6"	10'0"	9'5"	9'5"	9'11"
<b>17</b> † Reach at Maximum Lift and 45° Discharge	mm	1297	1424	1424	1318	1445	1445	1340
	ft/in	4'3"	4'8"	4'8"	4'3"	4'8"	4'8"	4'4"
Reach at Level Lift Arm and Bucket Level	mm	3046	3251	3251	3076	3281	3281	3111
	ft/in	9'11"	10'8"	10'8"	10'1"	10'9"	10'9"	10'2"
<b>A</b> † Digging Depth	mm	98	98	68	98	98	68	103
	in	3.8"	3.8"	2.6"	3.8"	3.8"	2.6"	4"
<b>12</b> † Overall Length	mm	9296	9520	9520	9326	9550	9550	9365
	ft/in	30'6"	31'3"	31'3"	30'8"	31'4"	31'4"	30'9"
<b>B</b> † Overall Height with Bucket at Maximum Lift	mm	6239	6239	6239	6270	6270	6270	6311
	ft/in	20'6"	20'6"	20'6"	20'7"	20'7"	20'7"	20'9"
Loader Clearance Circle Radius with Bucket at Carry Position	mm	7618	7707	7707	7626	7715	7715	7642
	ft/in	25'0"	25'4"	25'4"	25'1"	25'4"	25'4"	25'1"
Static Tipping Load, Straight (With tire deflection)	kg	19 524	19 338	19 674	19 466	19 279	19 614	19 408
	lb	43,032	42,622	43,362	42,903	42,491	43,229	42,776
Static Tipping Load, Straight (No tire deflection)	kg	20 795	20 606	20 954	20 742	20 553	20 899	20 691
	lb	45,832	45,417	46,183	45,715	45,299	46,063	45,603
Static Tipping Load, Articulated (With tire deflection)	kg	16 969	16 782	17 100	16 912	16 724	17 041	16 855
	lb	37,400	36,989	37,688	37,274	36,861	37,559	37,150
Static Tipping Load, Articulated (No tire deflection)	kg	18 264	18 076	18 404	18 212	18 023	18 351	18 163
	lb	40,254	39,839	40,562	40,140	39,723	40,445	40,031
Breakout Force (§)	kN	190	189	201	186	185	197	181
	lbf	42,821	42,514	45,271	41,923	41,616	44,276	40,848
Operating Weight*	kg	25 719	25 857	25 694	25 758	25 896	25 733	25 767
	lb	56,684	56,988	56,629	56,770	57,074	56,714	56,790

\* Static tipping loads and operating weights shown are based on a machine configuration with Bridgestone 26.5R25 VJT L3 radial tires, full fluids, operator, standard counterweight, ride control, cold start, roading fenders, Product Link, manual diff lock/open axles (front and rear), power train guard, secondary steering and sound suppression.

† Illustration shown with Dimension charts.

\*\*\* Rock bucket specifications are given on Bridgestone 26.5R25 VSDL L5 radial tires.

(§) Measured 100 mm (4") behind tip of cutting edge with bucket hinge pin as pivot point in accordance with ISO 14397-2:2007.

(With tire deflection) Full compliance to ISO 14397-1:2007 Sections 1 thru 6, which requires 2% verification between calculations and testing.

(No tire deflection) Compliance to ISO 14397-1:2007 Sections 1 thru 5.

Other buckets are available and offerings vary by region. Consult your local Cat dealer for further details.

# 972 XE Wheel Loader Specifications

## Operating Specifications – Buckets *(continued)*

Linkage		Aggregate Handler Linkage					
Bucket Type	Edge Type	Flat Floor – Pin-On – Abrasion – BGE			Flat Floor – Pin-On – Abrasion – BGE – FMT		
		Bolt-On Cutting Edges	Bolt-On Cutting Edges	Bolt-On Cutting Edges	Tips	Tips	Tips
Capacity – Rated	m <sup>3</sup>	4.60	4.80	5.00	4.60	4.80	5.00
	yd <sup>3</sup>	6.00	6.25	6.50	6.00	6.25	6.50
Capacity – Rated at 110% Fill Factor	m <sup>3</sup>	5.10	5.30	5.50	5.10	5.30	5.50
	yd <sup>3</sup>	6.75	7.00	7.25	6.75	7.00	7.25
Width	mm	3220	3220	3220	3311	3311	3311
	ft/in	10'6"	10'6"	10'6"	10'10"	10'10"	10'10"
<b>16</b> † Dump Clearance at Maximum Lift and 45° Discharge	mm	3121	3104	3090	2959	2931	2910
	ft/in	10'2"	10'2"	10'1"	9'8"	9'7"	9'6"
<b>17</b> † Reach at Maximum Lift and 45° Discharge	mm	1251	1269	1283	1438	1467	1488
	ft/in	4'1"	4'1"	4'2"	4'8"	4'9"	4'10"
Reach at Level Lift Arm and Bucket Level	mm	2981	3006	3026	3228	3268	3298
	ft/in	9'9"	9'10"	9'11"	10'7"	10'8"	10'9"
<b>A</b> † Digging Depth	mm	98	98	98	73	73	73
	in	3.8"	3.8"	3.8"	2.8"	2.8"	2.8"
<b>12</b> † Overall Length	mm	9231	9256	9276	9465	9505	9535
	ft/in	30'4"	30'5"	30'6"	31'1"	31'3"	31'4"
<b>B</b> † Overall Height with Bucket at Maximum Lift	mm	6205	6192	6292	6192	6231	6263
	ft/in	20'5"	20'4"	20'8"	20'4"	20'6"	20'7"
Loader Clearance Circle Radius with Bucket at Carry Position	mm	7600	7607	7612	7703	7714	7722
	ft/in	25'0"	25'0"	25'0"	25'4"	25'4"	25'5"
Static Tipping Load, Straight (With tire deflection)	kg	18 929	19 137	19 118	19 346	19 245	19 177
	lb	41,719	42,179	42,136	42,638	42,417	42,266
Static Tipping Load, Straight (No tire deflection)	kg	20 144	20 385	20 382	20 614	20 521	20 459
	lb	44,399	44,929	44,922	45,435	45,228	45,091
Static Tipping Load, Articulated (With tire deflection)	kg	16 409	16 590	16 565	16 769	16 671	16 604
	lb	36,166	36,566	36,510	36,961	36,743	36,596
Static Tipping Load, Articulated (No tire deflection)	kg	17 650	17 862	17 854	18 062	17 971	17 910
	lb	38,902	39,369	39,350	39,810	39,608	39,474
Breakout Force(§)	kN	198	194	191	205	199	195
	lbf	44,510	43,802	43,113	46,268	44,860	43,864
Operating Weight*	kg	26 022	26 005	26 060	26 025	26 093	26 137
	lb	57,352	57,315	57,436	57,358	57,509	57,605

\* Static tipping loads and operating weights shown are based on a machine configuration with Bridgestone 26.5R25 VJT L3 radial tires, full fluids, operator, standard counterweight, ride control, cold start, roading fenders, Product Link, manual diff lock/open axles (front and rear), power train guard, secondary steering and sound suppression.

† Illustration shown with Dimension charts.

\*\*\* Rock bucket specifications are given on Bridgestone 26.5R25 VSDL L5 radial tires.

(§) Measured 100 mm (4") behind tip of cutting edge with bucket hinge pin as pivot point in accordance with ISO 14397-2:2007.

(With tire deflection) Full compliance to ISO 14397-1:2007 Sections 1 thru 6, which requires 2% verification between calculations and testing.

(No tire deflection) Compliance to ISO 14397-1:2007 Sections 1 thru 5.

Other buckets are available and offerings vary by region. Consult your local Cat dealer for further details.

# 972 XE Wheel Loader Specifications

## Operating Specifications – Buckets (continued)

Linkage		Aggregate Handler Linkage			
		Flat Floor – Pin-On – Abrasion Narrow			Flat Floor – Pin-On – Light Material
Bucket Type		Bolt-On Cutting Edges	Teeth and Segments	Tips	Bolt-On Cutting Edges
Edge Type					
Capacity – Rated	m <sup>3</sup>	4.80	4.80	4.60	10.00
	yd <sup>3</sup>	6.25	6.25	6.00	13.00
Capacity – Rated at 110% Fill Factor	m <sup>3</sup>	5.30	5.30	5.10	10.90
	yd <sup>3</sup>	7.00	7.00	6.75	14.25
Width	mm	2995	3050	3050	3943
	ft/in	9'9"	10'0"	10'0"	12'11"
16† Dump Clearance at Maximum Lift and 45° Discharge	mm	3027	2863	2863	2818
	ft/in	9'11"	9'4"	9'4"	9'2"
17† Reach at Maximum Lift and 45° Discharge	mm	1339	1467	1467	1525
	ft/in	4'4"	4'9"	4'9"	5'0"
Reach at Level Lift Arm and Bucket Level	mm	3110	3316	3316	3389
	ft/in	10'2"	10'10"	10'10"	11'1"
A† Digging Depth	mm	103	98	68	119
	in	4"	3.8"	2.6"	4.7"
12† Overall Length	mm	9364	9589	9589	9655
	ft/in	30'9"	31'6"	31'6"	31'9"
B† Overall Height with Bucket at Maximum Lift	mm	6336	6336	6336	6690
	ft/in	20'10"	20'10"	20'10"	22'0"
Loader Clearance Circle Radius with Bucket at Carry Position	mm	7535	7628	7628	8046
	ft/in	24'9"	25'1"	25'1"	26'5"
Static Tipping Load, Straight (With tire deflection)	kg	19 223	18 923	19 254	19 503
	lb	42,369	41,707	42,435	42,985
Static Tipping Load, Straight (No tire deflection)	kg	20 478	20 172	20 516	20 887
	lb	45,134	44,460	45,218	46,036
Static Tipping Load, Articulated (With tire deflection)	kg	16 700	16 400	16 712	16 955
	lb	36,808	36,145	36,834	37,368
Static Tipping Load, Articulated (No tire deflection)	kg	17 980	17 674	18 000	18 362
	lb	39,628	38,954	39,672	40,471
Breakout Force (§)	kN	182	179	190	153
	lbf	40,959	40,368	42,810	34,556
Operating Weight*	kg	25 758	25 930	25 784	25 531
	lb	56,771	57,150	56,828	56,270

\* Static tipping loads and operating weights shown are based on a machine configuration with Bridgestone 26.5R25 VJT L3 radial tires, full fluids, operator, standard counterweight, ride control, cold start, roading fenders, Product Link, manual diff lock/open axles (front and rear), power train guard, secondary steering and sound suppression.

† Illustration shown with Dimension charts.

\*\*\* Rock bucket specifications are given on Bridgestone 26.5R25 VSDL L5 radial tires.

(§) Measured 100 mm (4") behind tip of cutting edge with bucket hinge pin as pivot point in accordance with ISO 14397-2:2007.

(With tire deflection) Full compliance to ISO 14397-1:2007 Sections 1 thru 6, which requires 2% verification between calculations and testing.

(No tire deflection) Compliance to ISO 14397-1:2007 Sections 1 thru 5.

Other buckets are available and offerings vary by region. Consult your local Cat dealer for further details.

# 972 XE Wheel Loader Specifications

## Operating Specifications – Buckets (continued)

Linkage		Aggregate Handler Linkage					
Bucket Type		Flat Floor – Hook-On – Fusion					
Edge Type		Bolt-On Cutting Edges	Teeth and Segments	Tips	Bolt-On Cutting Edges	Teeth and Segments	Tips
Capacity – Rated	m <sup>3</sup>	4.40	4.40	4.20	4.60	4.60	4.40
	yd <sup>3</sup>	5.75	5.75	5.50	6.00	6.00	5.75
Capacity – Rated at 110% Fill Factor	m <sup>3</sup>	4.80	4.80	4.60	5.10	5.10	4.80
	yd <sup>3</sup>	6.25	6.25	6.00	6.75	6.75	6.25
Width	mm	3220	3271	3271	3220	3271	3271
	ft/in	10'6"	10'8"	10'8"	10'6"	10'8"	10'8"
<b>16</b> † Dump Clearance at Maximum Lift and 45° Discharge	mm	3100	2937	2937	3074	2912	2912
	ft/in	10'2"	9'7"	9'7"	10'1"	9'6"	9'6"
<b>17</b> † Reach at Maximum Lift and 45° Discharge	mm	1272	1399	1399	1298	1425	1425
	ft/in	4'2"	4'7"	4'7"	4'3"	4'8"	4'8"
Reach at Level Lift Arm and Bucket Level	mm	3011	3216	3216	3047	3252	3252
	ft/in	9'10"	10'6"	10'6"	9'11"	10'8"	10'8"
<b>A</b> † Digging Depth	mm	98	98	68	98	98	68
	in	3.8"	3.8"	2.6"	3.8"	3.8"	2.6"
<b>12</b> † Overall Length	mm	9261	9485	9485	9297	9521	9521
	ft/in	30'5"	31'2"	31'2"	30'7"	31'3"	31'3"
<b>B</b> † Overall Height with Bucket at Maximum Lift	mm	6201	6201	6201	6204	6204	6204
	ft/in	20'5"	20'5"	20'5"	20'5"	20'5"	20'5"
Loader Clearance Circle Radius with Bucket at Carry Position	mm	7625	7719	7719	7636	7730	7730
	ft/in	25'1"	25'4"	25'4"	25'1"	25'5"	25'5"
Static Tipping Load, Straight (With tire deflection)	kg	18 924	18 743	19 099	19 118	18 934	19 295
	lb	41,709	41,310	42,094	42,136	41,731	42,526
Static Tipping Load, Straight (No tire deflection)	kg	20 141	19 958	20 328	20 359	20 173	20 549
	lb	44,391	43,988	44,803	44,872	44,463	45,290
Static Tipping Load, Articulated (With tire deflection)	kg	16 425	16 244	16 581	16 597	16 413	16 756
	lb	36,201	35,802	36,545	36,581	36,176	36,930
Static Tipping Load, Articulated (No tire deflection)	kg	17 668	17 485	17 836	17 864	17 678	18 034
	lb	38,940	38,537	39,310	39,372	38,963	39,748
Breakout Force (§)	kN	195	194	206	191	190	202
	lbf	43,922	43,615	46,495	43,094	42,787	45,557
Operating Weight*	kg	25 968	26 106	25 943	25 950	26 088	25 925
	lb	57,233	57,537	57,177	57,194	57,498	57,138

\* Static tipping loads and operating weights shown are based on a machine configuration with Bridgestone 26.5R25 VJT L3 radial tires, full fluids, operator, standard counterweight, ride control, cold start, roading fenders, Product Link, manual diff lock/open axles (front and rear), power train guard, secondary steering and sound suppression.

† Illustration shown with Dimension charts.

\*\*\* Rock bucket specifications are given on Bridgestone 26.5R25 VSDL L5 radial tires.

(§) Measured 100 mm (4") behind tip of cutting edge with bucket hinge pin as pivot point in accordance with ISO 14397-2:2007.

(With tire deflection) Full compliance to ISO 14397-1:2007 Sections 1 thru 6, which requires 2% verification between calculations and testing.

(No tire deflection) Compliance to ISO 14397-1:2007 Sections 1 thru 5.

Other buckets are available and offerings vary by region. Consult your local Cat dealer for further details.

# 972 XE Wheel Loader Specifications

## Operating Specifications – Buckets (continued)

Linkage		Aggregate Handler Linkage					
Bucket Type		Flat Floor – Hook-On – Fusion					
Edge Type		Bolt-On Cutting Edges	Teeth and Segments	Tips	Bolt-On Cutting Edges	Teeth and Segments	Tips
Capacity – Rated	m <sup>3</sup>	4.80	4.80	4.60	5.20	5.20	4.97
	yd <sup>3</sup>	6.25	6.25	6.00	6.75	6.75	6.50
Capacity – Rated at 110% Fill Factor	m <sup>3</sup>	5.30	5.30	5.10	5.70	5.70	5.50
	yd <sup>3</sup>	7.00	7.00	6.75	7.50	7.50	7.25
Width	mm	3220	3271	3271	3220	3271	3271
	ft/in	10'6"	10'8"	10'8"	10'6"	10'8"	10'8"
<b>16</b> † Dump Clearance at Maximum Lift and 45° Discharge	mm	3053	2890	2890	3004	2841	2841
	ft/in	10'0"	9'5"	9'5"	9'10"	9'3"	9'3"
<b>17</b> † Reach at Maximum Lift and 45° Discharge	mm	1319	1446	1446	1369	1496	1496
	ft/in	4'3"	4'8"	4'8"	4'5"	4'10"	4'10"
Reach at Level Lift Arm and Bucket Level	mm	3077	3282	3282	3147	3352	3352
	ft/in	10'1"	10'9"	10'9"	10'3"	10'11"	10'11"
<b>A</b> † Digging Depth	mm	98	98	68	98	98	68
	in	3.8"	3.8"	2.6"	3.8"	3.8"	2.6"
<b>12</b> † Overall Length	mm	9327	9551	9551	9397	9621	9621
	ft/in	30'8"	31'5"	31'5"	30'10"	31'7"	31'7"
<b>B</b> † Overall Height with Bucket at Maximum Lift	mm	6236	6236	6236	6307	6307	6307
	ft/in	20'6"	20'6"	20'6"	20'9"	20'9"	20'9"
Loader Clearance Circle Radius with Bucket at Carry Position	mm	7645	7739	7739	7666	7760	7760
	ft/in	25'1"	25'5"	25'5"	25'2"	25'6"	25'6"
Static Tipping Load, Straight (With tire deflection)	kg	19 064	18 879	19 239	18 932	18 746	19 105
	lb	42,017	41,611	42,404	41,727	41,317	42,107
Static Tipping Load, Straight (No tire deflection)	kg	20 311	20 124	20 498	20 191	20 003	20 376
	lb	44,765	44,354	45,179	44,502	44,087	44,909
Static Tipping Load, Articulated (With tire deflection)	kg	16 545	16 360	16 702	16 416	16 230	16 570
	lb	36,466	36,059	36,811	36,181	35,770	36,521
Static Tipping Load, Articulated (No tire deflection)	kg	17 816	17 630	17 985	17 700	17 511	17 866
	lb	39,268	38,857	39,640	39,011	38,596	39,377
Breakout Force (§)	kN	187	186	198	179	177	188
	lbf	42,201	41,894	44,567	40,229	39,922	42,388
Operating Weight*	kg	25 985	26 123	25 959	26 074	26 212	26 048
	lb	57,270	57,574	57,214	57,466	57,770	57,410

\* Static tipping loads and operating weights shown are based on a machine configuration with Bridgestone 26.5R25 VJT L3 radial tires, full fluids, operator, standard counterweight, ride control, cold start, roading fenders, Product Link, manual diff lock/open axles (front and rear), power train guard, secondary steering and sound suppression.

† Illustration shown with Dimension charts.

\*\*\* Rock bucket specifications are given on Bridgestone 26.5R25 VSDL L5 radial tires.

(§) Measured 100 mm (4") behind tip of cutting edge with bucket hinge pin as pivot point in accordance with ISO 14397-2:2007.

(With tire deflection) Full compliance to ISO 14397-1:2007 Sections 1 thru 6, which requires 2% verification between calculations and testing.

(No tire deflection) Compliance to ISO 14397-1:2007 Sections 1 thru 5.

Other buckets are available and offerings vary by region. Consult your local Cat dealer for further details.

# 972 XE Wheel Loader Specifications

## Operating Specifications – Buckets (continued)

Linkage		Aggregate Handler Linkage		
Bucket Type		Flat Floor – Hook-On – Volvo Large		
Edge Type		Bolt-On Cutting Edges	Bolt-On Cutting Edges	Bolt-On Cutting Edges
Capacity – Rated	m <sup>3</sup>	4.20	4.60	4.80
	yd <sup>3</sup>	5.50	6.00	6.25
Capacity – Rated at 110% Fill Factor	m <sup>3</sup>	4.60	5.10	5.30
	yd <sup>3</sup>	6.00	6.75	7.00
Width	mm	3220	3220	3230
	ft/in	10'6"	10'6"	10'7"
16† Dump Clearance at Maximum Lift and 45° Discharge	mm	3022	2965	2894
	ft/in	9'10"	9'8"	9'5"
17† Reach at Maximum Lift and 45° Discharge	mm	1359	1416	1482
	ft/in	4'5"	4'7"	4'10"
Reach at Level Lift Arm and Bucket Level	mm	3127	3207	3305
	ft/in	10'3"	10'6"	10'10"
A† Digging Depth	mm	92	92	95
	in	3.6"	3.6"	3.7"
12† Overall Length	mm	9373	9453	9553
	ft/in	30'9"	31'1"	31'5"
B† Overall Height with Bucket at Maximum Lift	mm	6276	6357	6443
	ft/in	20'8"	20'11"	21'2"
Loader Clearance Circle Radius with Bucket at Carry Position	mm	7643	7667	7688
	ft/in	25'1"	25'2"	25'3"
Static Tipping Load, Straight (With tire deflection)	kg	17 963	17 793	17 546
	lb	39,591	39,216	38,672
Static Tipping Load, Straight (No tire deflection)	kg	19 120	18 959	18 736
	lb	42,142	41,785	41,294
Static Tipping Load, Articulated (With tire deflection)	kg	15 559	15 396	15 153
	lb	34,293	33,933	33,399
Static Tipping Load, Articulated (No tire deflection)	kg	16 745	16 590	16 372
	lb	36,906	36,565	36,084
Breakout Force (§)	kN	178	169	158
	lbf	40,167	38,074	35,650
Operating Weight*	kg	26 130	26 223	26 396
	lb	57,591	57,796	58,177

\*Static tipping loads and operating weights shown are based on a machine configuration with Bridgestone 26.5R25 VJT L3 radial tires, full fluids, operator, standard counterweight, ride control, cold start, roading fenders, Product Link, manual diff lock/open axles (front and rear), power train guard, secondary steering and sound suppression.

† Illustration shown with Dimension charts.

\*\*\*Rock bucket specifications are given on Bridgestone 26.5R25 VSDL L5 radial tires.

(§) Measured 100 mm (4") behind tip of cutting edge with bucket hinge pin as pivot point in accordance with ISO 14397-2:2007.

(With tire deflection) Full compliance to ISO 14397-1:2007 Sections 1 thru 6, which requires 2% verification between calculations and testing.

(No tire deflection) Compliance to ISO 14397-1:2007 Sections 1 thru 5.

Other buckets are available and offerings vary by region. Consult your local Cat dealer for further details.

# 972 XE Wheel Loader Specifications

## Operating Specifications – Buckets *(continued)*

Linkage		Aggregate Handler Linkage		
Bucket Type		High Dump – Pin-On		
Edge Type		Bolt-On Cutting Edges	Bolt-On Cutting Edges	Bolt-On Cutting Edges
Capacity – Rated	m <sup>3</sup>	7.60	9.20	11.10
	yd <sup>3</sup>	10.00	12.00	14.50
Capacity – Rated at 110% Fill Factor	m <sup>3</sup>	8.40	10.10	12.20
	yd <sup>3</sup>	11.00	13.25	16.00
Width	mm	3350	3656	3656
	ft/in	10'11"	11'11"	11'11"
<b>16†</b> Dump Clearance at Maximum Lift and 45° Discharge	mm	2645	2588	2433
	ft/in	8'8"	8'5"	7'11"
<b>17†</b> Reach at Maximum Lift and 45° Discharge	mm	1728	1784	1940
	ft/in	5'8"	5'10"	6'4"
Reach at Level Lift Arm and Bucket Level	mm	3655	3735	3955
	ft/in	11'11"	12'3"	12'11"
<b>A†</b> Digging Depth	mm	68	68	68
	in	2.6"	2.6"	2.6"
<b>12†</b> Overall Length	mm	9905	9985	10 205
	ft/in	32'6"	32'10"	33'6"
<b>B†</b> Overall Height with Bucket at Maximum Lift	mm	6613	6695	6919
	ft/in	21'9"	22'0"	22'9"
Loader Clearance Circle Radius with Bucket at Carry Position	mm	7880	8041	8112
	ft/in	25'11"	26'5"	26'8"
Static Tipping Load, Straight (With tire deflection)	kg	17 362	17 072	16 675
	lb	38,266	37,628	36,753
Static Tipping Load, Straight (No tire deflection)	kg	18 635	18 354	17 977
	lb	41,073	40,452	39,622
Static Tipping Load, Articulated (With tire deflection)	kg	14 948	14 664	14 285
	lb	32,945	32,320	31,484
Static Tipping Load, Articulated (No tire deflection)	kg	16 249	15 974	15 615
	lb	35,814	35,207	34,416
Breakout Force (§)	kN	135	129	114
	lbf	30,510	29,009	25,826
Operating Weight*	kg	26 561	26 777	26 984
	lb	58,540	59,016	59,473

\*Static tipping loads and operating weights shown are based on a machine configuration with Bridgestone 26.5R25 VJT L3 radial tires, full fluids, operator, standard counterweight, ride control, cold start, roading fenders, Product Link, manual diff lock/open axles (front and rear), power train guard, secondary steering and sound suppression.

† Illustration shown with Dimension charts.

\*\*\*Rock bucket specifications are given on Bridgestone 26.5R25 VSDL L5 radial tires.

(§) Measured 100 mm (4") behind tip of cutting edge with bucket hinge pin as pivot point in accordance with ISO 14397-2:2007.

(With tire deflection) Full compliance to ISO 14397-1:2007 Sections 1 thru 6, which requires 2% verification between calculations and testing.

(No tire deflection) Compliance to ISO 14397-1:2007 Sections 1 thru 5.

Other buckets are available and offerings vary by region. Consult your local Cat dealer for further details.

# 972 XE Wheel Loader Specifications

## Operating Specifications – Buckets *(continued)*

Linkage		Aggregate Handler Linkage			
Bucket Type		High Dump – Hook-On – Fusion			
Edge Type		Bolt-On Cutting Edges	Bolt-On Cutting Edges	Bolt-On Cutting Edges	Bolt-On Cutting Edges
Capacity – Rated	m <sup>3</sup>	5.35	7.60	9.20	11.10
	yd <sup>3</sup>	7.00	10.00	12.00	14.50
Capacity – Rated at 110% Fill Factor	m <sup>3</sup>	5.90	8.40	10.10	12.20
	yd <sup>3</sup>	7.75	11.00	13.25	16.00
Width	mm	3059	3350	3656	3656
	ft/in	10'0"	10'11"	11'11"	11'11"
<b>16</b> † Dump Clearance at Maximum Lift and 45° Discharge	mm	2819	2631	2574	2418
	ft/in	9'3"	8'7"	8'5"	7'11"
<b>17</b> † Reach at Maximum Lift and 45° Discharge	mm	1521	1742	1799	1954
	ft/in	4'11"	5'8"	5'10"	6'4"
Reach at Level Lift Arm and Bucket Level	mm	3385	3675	3755	3975
	ft/in	11'1"	12'0"	12'3"	13'0"
<b>A</b> † Digging Depth	mm	121	68	68	68
	in	4.7"	2.6"	2.6"	2.6"
<b>12</b> † Overall Length	mm	9653	9925	10 005	10 225
	ft/in	31'9"	32'7"	32'10"	33'7"
<b>B</b> † Overall Height with Bucket at Maximum Lift	mm	6412	6625	6707	6931
	ft/in	21'1"	21'9"	22'1"	22'9"
Loader Clearance Circle Radius with Bucket at Carry Position	mm	7675	7888	8049	8121
	ft/in	25'3"	25'11"	26'5"	26'8"
Static Tipping Load, Straight (With tire deflection)	kg	17 790	16 907	16 617	16 227
	lb	39,209	37,264	36,625	35,764
Static Tipping Load, Straight (No tire deflection)	kg	19 021	18 173	17 890	17 519
	lb	41,922	40,054	39,431	38,613
Static Tipping Load, Articulated (With tire deflection)	kg	15 348	14 503	14 219	13 845
	lb	33,829	31,965	31,340	30,516
Static Tipping Load, Articulated (No tire deflection)	kg	16 606	15 797	15 520	15 166
	lb	36,600	34,816	34,207	33,427
Breakout Force (§)	kN	152	134	127	113
	lbf	34,302	30,153	28,675	25,545
Operating Weight*	kg	26 459	27 040	27 256	27 463
	lb	58,315	59,596	60,072	60,528

\* Static tipping loads and operating weights shown are based on a machine configuration with Bridgestone 26.5R25 VJT L3 radial tires, full fluids, operator, standard counterweight, ride control, cold start, roading fenders, Product Link, manual diff lock/open axles (front and rear), power train guard, secondary steering and sound suppression.

† Illustration shown with Dimension charts.

\*\*\* Rock bucket specifications are given on Bridgestone 26.5R25 VSDL L5 radial tires.

(§) Measured 100 mm (4") behind tip of cutting edge with bucket hinge pin as pivot point in accordance with ISO 14397-2:2007.

(With tire deflection) Full compliance to ISO 14397-1:2007 Sections 1 thru 6, which requires 2% verification between calculations and testing.

(No tire deflection) Compliance to ISO 14397-1:2007 Sections 1 thru 5.

Other buckets are available and offerings vary by region. Consult your local Cat dealer for further details.

# 972 XE Wheel Loader Specifications

## Operating Specifications – Buckets (continued)

Linkage		Aggregate Handler Linkage				
Bucket Type		High Dump – Hook-On – SW				
Edge Type		Bolt-On Cutting Edges	Bolt-On Cutting Edges	Bolt-On Cutting Edges	Bolt-On Cutting Edges	Bolt-On Cutting Edges
Capacity – Rated	m <sup>3</sup>	7.60	7.60	9.20	11.10	11.10
	yd <sup>3</sup>	10.00	10.00	12.00	14.50	14.50
Capacity – Rated at 110% Fill Factor	m <sup>3</sup>	8.40	8.40	10.10	12.20	12.20
	yd <sup>3</sup>	11.00	11.00	13.25	16.00	16.00
Width	mm	3350	3350	3656	3656	3656
	ft/in	10'11"	10'11"	11'11"	11'11"	11'11"
16† Dump Clearance at Maximum Lift and 45° Discharge	mm	2599	2599	2542	2387	2387
	ft/in	8'6"	8'6"	8'4"	7'9"	7'9"
17† Reach at Maximum Lift and 45° Discharge	mm	1774	1774	1830	1986	1986
	ft/in	5'9"	5'9"	6'0"	6'6"	6'6"
Reach at Level Lift Arm and Bucket Level	mm	3720	3720	3800	4020	4020
	ft/in	12'2"	12'2"	12'5"	13'2"	13'2"
A† Digging Depth	mm	68	68	68	68	68
	in	2.6"	2.6"	2.6"	2.6"	2.6"
12† Overall Length	mm	9970	9970	10 050	10 270	10 270
	ft/in	32'9"	32'9"	33'0"	33'9"	33'9"
B† Overall Height with Bucket at Maximum Lift	mm	6659	6659	6741	6964	6964
	ft/in	21'11"	21'11"	22'2"	22'11"	22'11"
Loader Clearance Circle Radius with Bucket at Carry Position	mm	7869	7869	8029	8096	8096
	ft/in	25'10"	25'10"	26'5"	26'7"	26'7"
Static Tipping Load, Straight (With tire deflection)	kg	16 733	16 758	16 447	16 058	16 082
	lb	36,880	36,934	36,249	35,392	35,446
Static Tipping Load, Straight (No tire deflection)	kg	17 988	18 013	17 709	17 339	17 364
	lb	39,645	39,701	39,030	38,215	38,270
Static Tipping Load, Articulated (With tire deflection)	kg	14 349	14 374	14 069	13 697	13 722
	lb	31,627	31,682	31,009	30,189	30,243
Static Tipping Load, Articulated (No tire deflection)	kg	15 633	15 658	15 359	15 007	15 032
	lb	34,455	34,510	33,853	33,076	33,130
Breakout Force (§)	kN	130	130	124	110	110
	lbf	29,363	29,362	27,935	24,921	24,920
Operating Weight*	kg	27 027	26 995	27 243	27 450	27 418
	lb	59,567	59,497	60,044	60,500	60,429

\* Static tipping loads and operating weights shown are based on a machine configuration with Bridgestone 26.5R25 VJT L3 radial tires, full fluids, operator, standard counterweight, ride control, cold start, roading fenders, Product Link, manual diff lock/open axles (front and rear), power train guard, secondary steering and sound suppression.

† Illustration shown with Dimension charts.

\*\*\* Rock bucket specifications are given on Bridgestone 26.5R25 VSDL L5 radial tires.

(§) Measured 100 mm (4") behind tip of cutting edge with bucket hinge pin as pivot point in accordance with ISO 14397-2:2007.

(With tire deflection) Full compliance to ISO 14397-1:2007 Sections 1 thru 6, which requires 2% verification between calculations and testing.

(No tire deflection) Compliance to ISO 14397-1:2007 Sections 1 thru 5.

Other buckets are available and offerings vary by region. Consult your local Cat dealer for further details.

# 972 XE Wheel Loader Specifications

## Operating Specifications – Buckets (continued)

Linkage		Aggregate Handler Linkage					
Bucket Type		High Dump – Hook-On – Volvo Large					
Edge Type		Bolt-On Cutting Edges	Bolt-On Cutting Edges	Bolt-On Cutting Edges	Bolt-On Cutting Edges	Bolt-On Cutting Edges	Bolt-On Cutting Edges
Capacity – Rated	m <sup>3</sup>	7.60	7.60	9.20	9.20	11.10	11.10
	yd <sup>3</sup>	10.00	10.00	12.00	12.00	14.50	14.50
Capacity – Rated at 110% Fill Factor	m <sup>3</sup>	8.40	8.40	10.10	10.10	12.20	12.20
	yd <sup>3</sup>	11.00	11.00	13.25	13.25	16.00	16.00
Width	mm	3350	3350	3656	3656	3656	3656
	ft/in	10'11"	10'11"	11'11"	11'11"	11'11"	11'11"
<b>16</b> † Dump Clearance at Maximum Lift and 45° Discharge	mm	2557	2557	2501	2501	2345	2345
	ft/in	8'4"	8'4"	8'2"	8'2"	7'8"	7'8"
<b>17</b> † Reach at Maximum Lift and 45° Discharge	mm	1834	1834	1890	1890	2046	2046
	ft/in	6'0"	6'0"	6'2"	6'2"	6'8"	6'8"
Reach at Level Lift Arm and Bucket Level	mm	3792	3792	3872	3872	4092	4092
	ft/in	12'5"	12'5"	12'8"	12'8"	13'5"	13'5"
<b>A</b> † Digging Depth	mm	55	55	55	55	55	55
	in	2.1"	2.1"	2.1"	2.1"	2.1"	2.1"
<b>12</b> † Overall Length	mm	10 032	10 032	10 112	10 112	10 332	10 332
	ft/in	32'11"	32'11"	33'3"	33'3"	33'11"	33'11"
<b>B</b> † Overall Height with Bucket at Maximum Lift	mm	6714	6714	6796	6796	7020	7020
	ft/in	22'1"	22'1"	22'4"	22'4"	23'1"	23'1"
Loader Clearance Circle Radius with Bucket at Carry Position	mm	7907	7907	8069	8069	8142	8142
	ft/in	26'0"	26'0"	26'6"	26'6"	26'9"	26'9"
Static Tipping Load, Straight (With tire deflection)	kg	16 118	16 120	15 827	15 829	15 429	15 431
	lb	35,525	35,529	34,884	34,888	34,005	34,010
Static Tipping Load, Straight (No tire deflection)	kg	17 328	17 330	17 042	17 044	16 658	16 660
	lb	38,192	38,196	37,562	37,566	36,716	36,720
Static Tipping Load, Articulated (With tire deflection)	kg	13 791	13 793	13 507	13 509	13 127	13 129
	lb	30,397	30,401	29,770	29,775	28,933	28,938
Static Tipping Load, Articulated (No tire deflection)	kg	15 031	15 033	14 753	14 755	14 388	14 390
	lb	33,130	33,134	32,515	32,520	31,711	31,715
Breakout Force (§)	kN	124	124	118	118	105	105
	lbf	27,984	27,984	26,634	26,635	23,808	23,808
Operating Weight*	kg	27 205	27 203	27 420	27 418	27 628	27 626
	lb	59,960	59,954	60,434	60,428	60,892	60,886

\* Static tipping loads and operating weights shown are based on a machine configuration with Bridgestone 26.5R25 VJT L3 radial tires, full fluids, operator, standard counterweight, ride control, cold start, roading fenders, Product Link, manual diff lock/open axles (front and rear), power train guard, secondary steering and sound suppression.

† Illustration shown with Dimension charts.

\*\*\* Rock bucket specifications are given on Bridgestone 26.5R25 VSDL L5 radial tires.

(§) Measured 100 mm (4") behind tip of cutting edge with bucket hinge pin as pivot point in accordance with ISO 14397-2:2007.

(With tire deflection) Full compliance to ISO 14397-1:2007 Sections 1 thru 6, which requires 2% verification between calculations and testing.

(No tire deflection) Compliance to ISO 14397-1:2007 Sections 1 thru 5.

Other buckets are available and offerings vary by region. Consult your local Cat dealer for further details.

# 972 XE Wheel Loader Specifications

## Operating Specifications – Buckets (continued)

Linkage		Aggregate Handler Linkage					
Bucket Type		Multi-Purpose – Hook-On – Fusion			Multi-Purpose – Pin-On		
Edge Type		Bolt-On Cutting Edges	Teeth and Segments	Tips	Bolt-On Cutting Edges	Teeth and Segments	Tips
Capacity – Rated	m <sup>3</sup>	3.10	3.10	2.90	3.10	3.10	2.90
	yd <sup>3</sup>	4.00	4.00	3.75	4.00	4.00	3.75
Capacity – Rated at 110% Fill Factor	m <sup>3</sup>	3.40	3.40	3.10	3.40	3.40	3.20
	yd <sup>3</sup>	4.50	4.50	4.00	4.50	4.50	4.25
Width	mm	3226	3301	3301	3226	3226	3226
	ft/in	10'7"	10'9"	10'9"	10'7"	10'7"	10'7"
16† Dump Clearance at Maximum Lift and 45° Discharge	mm	3538	3412	3412	3430	3301	3300
	ft/in	11'7"	11'2"	11'2"	11'3"	10'9"	10'9"
17† Reach at Maximum Lift and 45° Discharge	mm	1370	1538	1538	1287	1461	1460
	ft/in	4'5"	5'0"	5'0"	4'2"	4'9"	4'9"
Reach at Level Lift Arm and Bucket Level	mm	2738	2946	2946	2717	2932	2932
	ft/in	8'11"	9'7"	9'7"	8'10"	9'7"	9'7"
A† Digging Depth	mm	92	87	57	232	232	197
	in	3.6"	3.4"	2.2"	9.1"	9.1"	7.7"
12† Overall Length	mm	8984	9212	9212	9063	9296	9296
	ft/in	29'6"	30'3"	30'3"	29'9"	30'6"	30'6"
B† Overall Height with Bucket at Maximum Lift	mm	5864	5864	5864	5745	5745	5745
	ft/in	19'3"	19'3"	19'3"	18'11"	18'11"	18'11"
Loader Clearance Circle Radius with Bucket at Carry Position	mm	7548	7652	7652	7586	7652	7652
	ft/in	24'10"	25'2"	25'2"	24'11"	25'2"	25'2"
Static Tipping Load, Straight (With tire deflection)	kg	18 665	18 495	18 818	18 372	18 165	18 809
	lb	41,138	40,764	41,476	40,492	40,037	41,456
Static Tipping Load, Straight (No tire deflection)	kg	19 849	19 677	20 014	19 451	19 242	19 900
	lb	43,748	43,369	44,111	42,870	42,411	43,860
Static Tipping Load, Articulated (With tire deflection)	kg	16 168	15 999	16 303	15 936	15 729	16 361
	lb	35,636	35,262	35,931	35,124	34,668	36,061
Static Tipping Load, Articulated (No tire deflection)	kg	17 378	17 206	17 523	17 043	16 835	17 480
	lb	38,303	37,923	38,622	37,564	37,105	38,526
Breakout Force (§)	kN	243	242	260	242	241	262
	lbf	54,694	54,591	58,610	54,582	54,152	59,085
Operating Weight*	kg	26 466	26 624	26 462	26 026	26 189	25 759
	lb	58,331	58,679	58,323	57,360	57,719	56,773

\* Static tipping loads and operating weights shown are based on a machine configuration with Bridgestone 26.5R25 VJT L3 radial tires, full fluids, operator, standard counterweight, ride control, cold start, roading fenders, Product Link, manual diff lock/open axles (front and rear), power train guard, secondary steering and sound suppression.

† Illustration shown with Dimension charts.

\*\*\* Rock bucket specifications are given on Bridgestone 26.5R25 VSDL L5 radial tires.

(§) Measured 100 mm (4") behind tip of cutting edge with bucket hinge pin as pivot point in accordance with ISO 14397-2:2007.

(With tire deflection) Full compliance to ISO 14397-1:2007 Sections 1 thru 6, which requires 2% verification between calculations and testing.

(No tire deflection) Compliance to ISO 14397-1:2007 Sections 1 thru 5.

Other buckets are available and offerings vary by region. Consult your local Cat dealer for further details.

# 972 XE Wheel Loader Specifications

## Operating Specifications – Buckets *(continued)*

Linkage		Aggregate Handler Linkage					
Bucket Type		Coal – Hook-On – Fusion					
Edge Type		Bolt-On Cutting Edges	Teeth and Segments	Tips	Bolt-On Cutting Edges	Teeth and Segments	Tips
Capacity – Rated	m <sup>3</sup>	6.70	6.70	6.50	7.70	7.70	7.30
	yd <sup>3</sup>	8.75	8.75	8.50	10.00	10.00	9.50
Capacity – Rated at 110% Fill Factor	m <sup>3</sup>	7.40	7.40	7.20	8.50	8.50	8.00
	yd <sup>3</sup>	9.75	9.75	9.50	11.00	11.00	10.50
Width	mm	3447	3520	3520	3447	3521	3521
	ft/in	11'3"	11'6"	11'6"	11'3"	11'6"	11'6"
<b>16†</b> Dump Clearance at Maximum Lift and 45° Discharge	mm	2926	2753	2753	2815	2645	2645
	ft/in	9'7"	9'0"	9'0"	9'2"	8'8"	8'8"
<b>17†</b> Reach at Maximum Lift and 45° Discharge	mm	1429	1573	1573	1540	1681	1681
	ft/in	4'8"	5'1"	5'1"	5'0"	5'6"	5'6"
Reach at Level Lift Arm and Bucket Level	mm	3245	3469	3469	3402	3622	3622
	ft/in	10'7"	11'4"	11'4"	11'1"	11'10"	11'10"
<b>A†</b> Digging Depth	mm	110	100	73	110	100	73
	in	4.3"	3.9"	2.8"	4.3"	3.9"	2.8"
<b>12†</b> Overall Length	mm	9504	9744	9744	9661	9897	9897
	ft/in	31'3"	32'0"	32'0"	31'9"	32'6"	32'6"
<b>B†</b> Overall Height with Bucket at Maximum Lift	mm	6362	6364	6364	6515	6516	6516
	ft/in	20'11"	20'11"	20'11"	21'5"	21'5"	21'5"
Loader Clearance Circle Radius with Bucket at Carry Position	mm	7802	7910	7910	7849	7958	7958
	ft/in	25'8"	26'0"	26'0"	25'10"	26'2"	26'2"
Static Tipping Load, Straight (With tire deflection)	kg	18 724	18 590	18 937	18 334	18 197	18 399
	lb	41,267	40,972	41,738	40,409	40,106	40,551
Static Tipping Load, Straight (No tire deflection)	kg	20 033	19 898	20 248	19 656	19 517	19 704
	lb	44,154	43,856	44,628	43,323	43,016	43,428
Static Tipping Load, Articulated (With tire deflection)	kg	16 189	16 055	16 389	15 818	15 681	15 890
	lb	35,681	35,385	36,122	34,864	34,561	35,022
Static Tipping Load, Articulated (No tire deflection)	kg	17 523	17 388	17 725	17 165	17 026	17 221
	lb	38,622	38,323	39,067	37,833	37,526	37,955
Breakout Force (§)	kN	165	166	176	149	150	158
	lbf	37,165	37,354	39,593	33,650	33,765	35,667
Operating Weight*	kg	26 262	26 358	26 183	26 450	26 547	26 372
	lb	57,880	58,093	57,707	58,294	58,509	58,124

\* Static tipping loads and operating weights shown are based on a machine configuration with Bridgestone 26.5R25 VJT L3 radial tires, full fluids, operator, standard counterweight, ride control, cold start, roading fenders, Product Link, manual diff lock/open axles (front and rear), power train guard, secondary steering and sound suppression.

† Illustration shown with Dimension charts.

\*\*\* Rock bucket specifications are given on Bridgestone 26.5R25 VSDL L5 radial tires.

(§) Measured 100 mm (4") behind tip of cutting edge with bucket hinge pin as pivot point in accordance with ISO 14397-2:2007.

(With tire deflection) Full compliance to ISO 14397-1:2007 Sections 1 thru 6, which requires 2% verification between calculations and testing.

(No tire deflection) Compliance to ISO 14397-1:2007 Sections 1 thru 5.

Other buckets are available and offerings vary by region. Consult your local Cat dealer for further details.

# 972 XE Wheel Loader Specifications

## Operating Specifications – Buckets (continued)

Linkage		Aggregate Handler Linkage		
Bucket Type		Coal – Hook-On – Fusion	Coal – Pin-On	
Edge Type		Bolt-On Cutting Edges	Bolt-On Cutting Edges	Bolt-On Cutting Edges
Capacity – Rated	m <sup>3</sup>	7.10	7.10	7.10
	yd <sup>3</sup>	9.25	9.25	9.25
Capacity – Rated at 110% Fill Factor	m <sup>3</sup>	7.80	7.80	7.80
	yd <sup>3</sup>	10.25	10.25	10.25
Width	mm	3447	3447	3447
	ft/in	11'3"	11'3"	11'3"
16† Dump Clearance at Maximum Lift and 45° Discharge	mm	2824	2847	2854
	ft/in	9'3"	9'4"	9'4"
17† Reach at Maximum Lift and 45° Discharge	mm	1546	1506	1497
	ft/in	5'0"	4'11"	4'10"
Reach at Level Lift Arm and Bucket Level	mm	3400	3355	3344
	ft/in	11'1"	11'0"	10'11"
A† Digging Depth	mm	100	112	113
	in	3.9"	4.4"	4.4"
12† Overall Length	mm	9651	9615	9606
	ft/in	31'8"	31'7"	31'7"
B† Overall Height with Bucket at Maximum Lift	mm	6586	6551	6299
	ft/in	21'8"	21'6"	20'8"
Loader Clearance Circle Radius with Bucket at Carry Position	mm	7845	7811	7809
	ft/in	25'9"	25'8"	25'8"
Static Tipping Load, Straight (With tire deflection)	kg	17 927	18 552	18 982
	lb	39,512	40,889	41,837
Static Tipping Load, Straight (No tire deflection)	kg	19 218	19 845	20 269
	lb	42,358	43,740	44,672
Static Tipping Load, Articulated (With tire deflection)	kg	15 430	16 042	16 467
	lb	34,009	35,357	36,294
Static Tipping Load, Articulated (No tire deflection)	kg	16 747	17 361	17 779
	lb	36,912	38,264	39,186
Breakout Force (§)	kN	149	154	156
	lbf	33,477	34,602	35,127
Operating Weight*	kg	26 731	26 173	25 765
	lb	58,915	57,685	56,786

\* Static tipping loads and operating weights shown are based on a machine configuration with Bridgestone 26.5R25 VJT L3 radial tires, full fluids, operator, standard counterweight, ride control, cold start, roading fenders, Product Link, manual diff lock/open axles (front and rear), power train guard, secondary steering and sound suppression.

† Illustration shown with Dimension charts.

\*\*\*Rock bucket specifications are given on Bridgestone 26.5R25 VSDL L5 radial tires.

(§) Measured 100 mm (4") behind tip of cutting edge with bucket hinge pin as pivot point in accordance with ISO 14397-2:2007.

(With tire deflection) Full compliance to ISO 14397-1:2007 Sections 1 thru 6, which requires 2% verification between calculations and testing.

(No tire deflection) Compliance to ISO 14397-1:2007 Sections 1 thru 5.

Other buckets are available and offerings vary by region. Consult your local Cat dealer for further details.

# 972 XE Wheel Loader Specifications

## Operating Specifications – Buckets *(continued)*

Linkage		Aggregate Handler Linkage	
Bucket Type		Side Dump – Hook-On – Fusion	Side Dump – Pin-On
Edge Type		Bolt-On Cutting Edges	Bolt-On Cutting Edges
Capacity – Rated	m <sup>3</sup>	3.60	3.60
	yd <sup>3</sup>	4.75	4.75
Capacity – Rated at 110% Fill Factor	m <sup>3</sup>	4.00	4.00
	yd <sup>3</sup>	5.25	5.25
Width	mm	3677	3677
	ft/in	12'0"	12'0"
16† Dump Clearance at Maximum Lift and 45° Discharge	mm	3070	3117
	ft/in	10'0"	10'2"
17† Reach at Maximum Lift and 45° Discharge	mm	1322	1247
	ft/in	4'4"	4'1"
Reach at Level Lift Arm and Bucket Level	mm	3067	2981
	ft/in	10'0"	9'9"
A† Digging Depth	mm	84	104
	in	3.3"	4.1"
12† Overall Length	mm	9306	9235
	ft/in	30'7"	30'4"
B† Overall Height with Bucket at Maximum Lift	mm	6074	6004
	ft/in	20'0"	19'9"
Loader Clearance Circle Radius with Bucket at Carry Position	mm	7910	7800
	ft/in	26'0"	25'8"
Static Tipping Load, Straight (With tire deflection)	kg	16 578	18 439
	lb	36,539	40,640
Static Tipping Load, Straight (No tire deflection)	kg	17 559	19 611
	lb	38,701	43,224
Static Tipping Load, Articulated (With tire deflection)	kg	14 334	16 006
	lb	31,594	35,277
Static Tipping Load, Articulated (No tire deflection)	kg	15 345	17 206
	lb	33,821	37,922
Breakout Force (§)	kN	182	198
	lbf	41,106	44,572
Operating Weight*	kg	26 433	25 896
	lb	58,258	57,074

\* Static tipping loads and operating weights shown are based on a machine configuration with Bridgestone 26.5R25 VJT L3 radial tires, full fluids, operator, standard counterweight, ride control, cold start, roading fenders, Product Link, manual diff lock/open axles (front and rear), power train guard, secondary steering and sound suppression.

† Illustration shown with Dimension charts.

\*\*\*Rock bucket specifications are given on Bridgestone 26.5R25 VSDL L5 radial tires.

(§) Measured 100 mm (4") behind tip of cutting edge with bucket hinge pin as pivot point in accordance with ISO 14397-2:2007.

(With tire deflection) Full compliance to ISO 14397-1:2007 Sections 1 thru 6, which requires 2% verification between calculations and testing.

(No tire deflection) Compliance to ISO 14397-1:2007 Sections 1 thru 5.

Other buckets are available and offerings vary by region. Consult your local Cat dealer for further details.

# 972 XE Wheel Loader Specifications

## Operating Specifications – Buckets *(continued)*

Linkage		Aggregate Handler Linkage			
Bucket Type		Waste, Dozing – Pin-On		Waste, Load & Carry – Pin-On	
Edge Type		Rubber Bolt-On Cutting Edges	Steel Bolt-On Cutting Edges	Rubber Bolt-On Cutting Edges	Steel Bolt-On Cutting Edges
Capacity – Rated	m <sup>3</sup>	6.50	6.50	7.40	7.40
	yd <sup>3</sup>	8.50	8.50	9.75	9.75
Capacity – Rated at 110% Fill Factor	m <sup>3</sup>	7.20	7.20	8.10	8.10
	yd <sup>3</sup>	9.50	9.50	10.50	10.50
Width	mm	3323	3357	3357	3357
	ft/in	10'10"	11'0"	11'0"	11'0"
<b>16</b> † Dump Clearance at Maximum Lift and 45° Discharge	mm	3064	3141	2858	2861
	ft/in	10'0"	10'3"	9'4"	9'4"
<b>17</b> † Reach at Maximum Lift and 45° Discharge	mm	1114	1187	1470	1467
	ft/in	3'7"	3'10"	4'9"	4'9"
Reach at Level Lift Arm and Bucket Level	mm	2924	2921	3321	3318
	ft/in	9'7"	9'7"	10'10"	10'10"
<b>A</b> † Digging Depth	mm	235	129	235	89
	in	9.2"	5.1"	9.2"	3.5"
<b>12</b> † Overall Length	mm	9272	9194	9595	9591
	ft/in	30'6"	30'2"	31'6"	31'6"
<b>B</b> † Overall Height with Bucket at Maximum Lift	mm	6790	6790	6567	6567
	ft/in	22'4"	22'4"	21'7"	21'7"
Loader Clearance Circle Radius with Bucket at Carry Position	mm	7685	7658	7768	7767
	ft/in	25'3"	25'2"	25'6"	25'6"
Static Tipping Load, Straight (With tire deflection)	kg	20 112	19 870	18 386	18 196
	lb	44,329	43,793	40,523	40,104
Static Tipping Load, Straight (No tire deflection)	kg	21 586	21 338	19 673	19 479
	lb	47,576	47,029	43,359	42,932
Static Tipping Load, Articulated (With tire deflection)	kg	17 452	17 209	15 897	15 706
	lb	38,465	37,930	35,037	34,617
Static Tipping Load, Articulated (No tire deflection)	kg	18 945	18 697	17 210	17 016
	lb	41,756	41,209	37,931	37,503
Breakout Force (§)	kN	205	204	166	165
	lbf	46,147	45,967	37,449	37,107
Operating Weight*	kg	25 974	26 154	26 255	26 378
	lb	57,247	57,644	57,866	58,137

\* Static tipping loads and operating weights shown are based on a machine configuration with Bridgestone 26.5R25 VJT L3 radial tires, full fluids, operator, standard counterweight, ride control, cold start, roading fenders, Product Link, manual diff lock/open axles (front and rear), power train guard, secondary steering and sound suppression.

† Illustration shown with Dimension charts.

\*\*\* Rock bucket specifications are given on Bridgestone 26.5R25 VSDL L5 radial tires.

(§) Measured 100 mm (4") behind tip of cutting edge with bucket hinge pin as pivot point in accordance with ISO 14397-2:2007.

(With tire deflection) Full compliance to ISO 14397-1:2007 Sections 1 thru 6, which requires 2% verification between calculations and testing.

(No tire deflection) Compliance to ISO 14397-1:2007 Sections 1 thru 5.

Other buckets are available and offerings vary by region. Consult your local Cat dealer for further details.

# 972 XE Wheel Loader Specifications

## Operating Specifications – Buckets *(continued)*

Linkage		Aggregate Handler Linkage	
Bucket Type		Waste, Top Clamp – Pin-On	
Edge Type		Rubber Bolt-On Cutting Edges	Steel Bolt-On Cutting Edges
Capacity – Rated	m <sup>3</sup>	5.00	5.00
	yd <sup>3</sup>	6.50	6.50
Capacity – Rated at 110% Fill Factor	m <sup>3</sup>	5.50	5.50
	yd <sup>3</sup>	7.25	7.25
Width	mm	3357	3357
	ft/in	11'0"	11'0"
<b>16</b> † Dump Clearance at Maximum Lift and 45° Discharge	mm	2569	2647
	ft/in	8'5"	8'8"
<b>17</b> † Reach at Maximum Lift and 45° Discharge	mm	1608	1681
	ft/in	5'3"	5'6"
Reach at Level Lift Arm and Bucket Level	mm	3624	3620
	ft/in	11'10"	11'10"
<b>A</b> † Digging Depth	mm	89	89
	in	3.5"	3.5"
<b>12</b> † Overall Length	mm	9972	9893
	ft/in	32'9"	32'6"
<b>B</b> † Overall Height with Bucket at Maximum Lift	mm	5707	5707
	ft/in	18'9"	18'9"
Loader Clearance Circle Radius with Bucket at Carry Position	mm	7891	7853
	ft/in	25'11"	25'10"
Static Tipping Load, Straight (With tire deflection)	kg	16 313	16 196
	lb	35,955	35,696
Static Tipping Load, Straight (No tire deflection)	kg	17 391	17 274
	lb	38,331	38,073
Static Tipping Load, Articulated (With tire deflection)	kg	13 990	13 872
	lb	30,834	30,575
Static Tipping Load, Articulated (No tire deflection)	kg	15 100	14 983
	lb	33,281	33,023
Breakout Force (§)	kN	136	136
	lbf	30,753	30,683
Operating Weight*	kg	27 045	27 165
	lb	59,607	59,872

\* Static tipping loads and operating weights shown are based on a machine configuration with Bridgestone 26.5R25 VJT L3 radial tires, full fluids, operator, standard counterweight, ride control, cold start, roading fenders, Product Link, manual diff lock/open axles (front and rear), power train guard, secondary steering and sound suppression.

† Illustration shown with Dimension charts.

\*\*\* Rock bucket specifications are given on Bridgestone 26.5R25 VSDL L5 radial tires.

(§) Measured 100 mm (4") behind tip of cutting edge with bucket hinge pin as pivot point in accordance with ISO 14397-2:2007.

(With tire deflection) Full compliance to ISO 14397-1:2007 Sections 1 thru 6, which requires 2% verification between calculations and testing.

(No tire deflection) Compliance to ISO 14397-1:2007 Sections 1 thru 5.

Other buckets are available and offerings vary by region. Consult your local Cat dealer for further details.

# 972 XE Wheel Loader Specifications

## Operating Specifications – Buckets (continued)

Linkage		Aggregate Handler Linkage						
Bucket Type		Woodchip – Pin-On			Woodchip – Hook-On – Fusion			
Edge Type		Bolt-On Cutting Edges	Bolt-On Cutting Edges	Bolt-On Cutting Edges	Bolt-On Cutting Edges	Bolt-On Cutting Edges	Bolt-On Cutting Edges	Bolt-On Cutting Edges
Capacity – Rated	m <sup>3</sup>	8.20	11.90	14.00	9.80	9.90	11.90	14.00
	yd <sup>3</sup>	10.75	15.50	18.25	12.75	13.00	15.50	18.25
Capacity – Rated at 110% Fill Factor	m <sup>3</sup>	9.00	13.10	15.40	10.80	10.90	13.10	15.40
	yd <sup>3</sup>	11.75	17.25	20.25	14.25	14.25	17.25	20.25
Width	mm	3328	3943	3943	3943	3943	3943	3943
	ft/in	10'11"	12'11"	12'11"	12'11"	12'11"	12'11"	12'11"
16† Dump Clearance at Maximum Lift and 45° Discharge	mm	2819	2660	2519	2822	2823	2663	2519
	ft/in	9'3"	8'8"	8'3"	9'3"	9'3"	8'8"	8'3"
17† Reach at Maximum Lift and 45° Discharge	mm	1523	1684	1825	1562	1561	1721	1865
	ft/in	4'11"	5'6"	5'11"	5'1"	5'1"	5'7"	6'1"
Reach at Level Lift Arm and Bucket Level	mm	3387	3613	3813	3412	3411	3637	3841
	ft/in	11'1"	11'10"	12'6"	11'2"	11'2"	11'11"	12'7"
A† Digging Depth	mm	119	118	118	90	90	90	90
	in	4.7"	4.6"	4.6"	3.5"	3.5"	3.5"	3.5"
12† Overall Length	mm	9653	9878	10 078	9656	9655	9881	10 085
	ft/in	31'9"	32'5"	33'1"	31'9"	31'9"	32'5"	33'2"
B† Overall Height with Bucket at Maximum Lift	mm	6691	6907	7012	6727	6649	6899	7045
	ft/in	22'0"	22'8"	23'1"	22'1"	21'10"	22'8"	23'2"
Loader Clearance Circle Radius with Bucket at Carry Position	mm	7769	8109	8167	8068	8068	8137	8201
	ft/in	25'6"	26'8"	26'10"	26'6"	26'6"	26'9"	26'11"
Static Tipping Load, Straight (With tire deflection)	kg	19 720	18 386	18 200	19 065	19 082	18 131	17 824
	lb	43,463	40,523	40,113	42,020	42,057	39,962	39,285
Static Tipping Load, Straight (No tire deflection)	kg	21 104	19 753	19 620	20 470	20 496	19 540	19 267
	lb	46,513	43,537	43,244	45,116	45,173	43,067	42,464
Static Tipping Load, Articulated (With tire deflection)	kg	17 179	15 878	15 678	16 503	16 516	15 602	15 296
	lb	37,864	34,996	34,556	36,373	36,401	34,387	33,713
Static Tipping Load, Articulated (No tire deflection)	kg	18 586	17 271	17 123	17 930	17 952	17 034	16 761
	lb	40,965	38,065	37,739	39,519	39,567	37,543	36,942
Breakout Force (§)	kN	155	133	120	150	150	131	118
	lbf	34,904	30,044	27,045	33,922	33,922	29,558	26,537
Operating Weight*	kg	25 270	26 290	26 413	26 122	26 131	26 755	26 945
	lb	55,695	57,943	58,214	57,572	57,592	58,968	59,387

\* Static tipping loads and operating weights shown are based on a machine configuration with Bridgestone 26.5R25 VJT L3 radial tires, full fluids, operator, standard counterweight, ride control, cold start, roading fenders, Product Link, manual diff lock/open axles (front and rear), power train guard, secondary steering and sound suppression.

† Illustration shown with Dimension charts.

\*\*\* Rock bucket specifications are given on Bridgestone 26.5R25 VSDL L5 radial tires.

(§) Measured 100 mm (4") behind tip of cutting edge with bucket hinge pin as pivot point in accordance with ISO 14397-2:2007.

(With tire deflection) Full compliance to ISO 14397-1:2007 Sections 1 thru 6, which requires 2% verification between calculations and testing.

(No tire deflection) Compliance to ISO 14397-1:2007 Sections 1 thru 5.

Other buckets are available and offerings vary by region. Consult your local Cat dealer for further details.

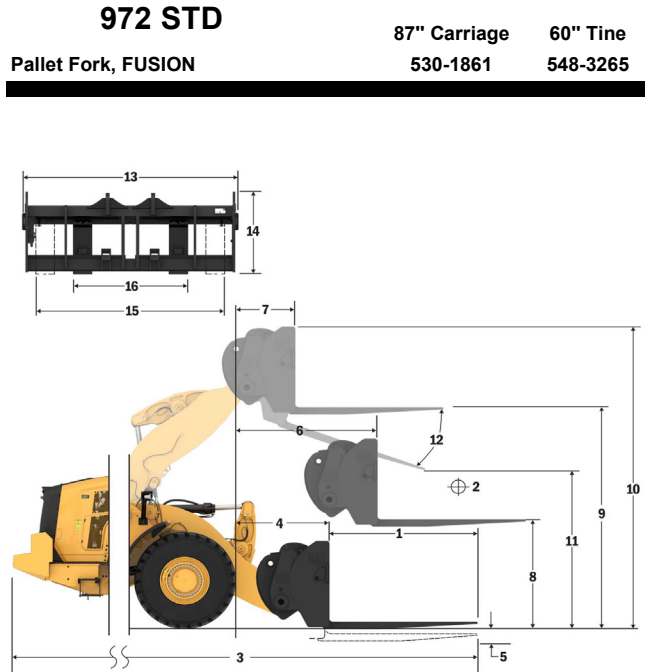
# 972 XE Wheel Loader Specifications

## Fork Specifications

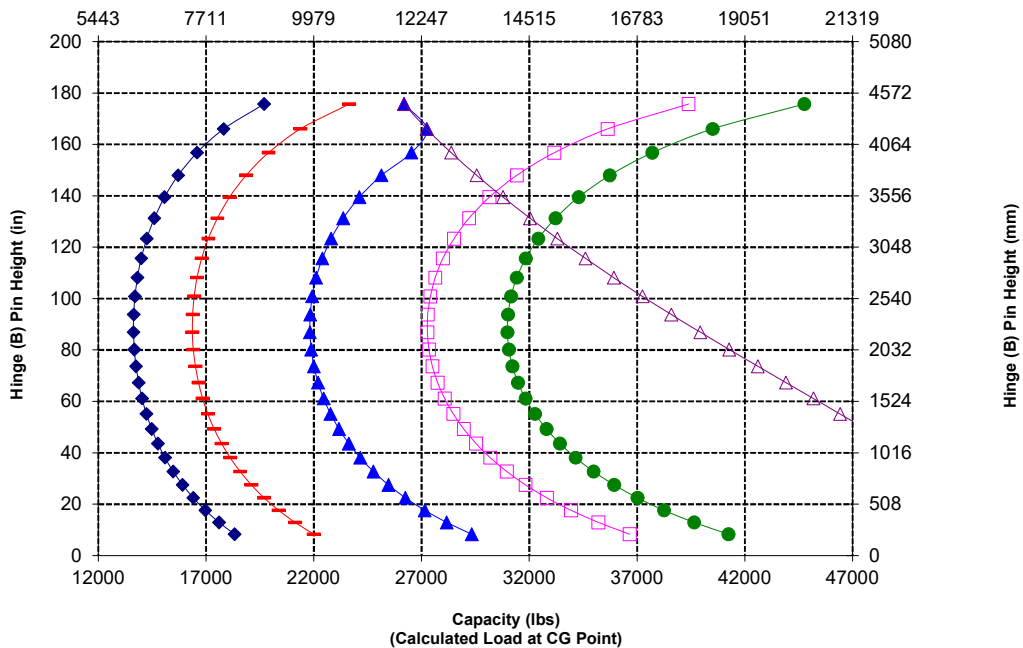
### Fork Specifications

1	Tine Length	mm	1524
		in	60.0
2	Load Center	mm	762
		in	30.0
	Static Tipping Load - Straight (Forks Level)	kg	14052
		lbs	30971
	Static Tipping Load - Articulated (Forks Level)	kg	12370
		lbs	27263
	Rated Load (SAE J1197 - 50% FTSTL)	kg	6185
		lbs	13631
	Rated Load (CEN EN 474-3 Rough Terrain - 60% FTSTL)	kg	7422
		lbs	16358
	Rated Load (CEN EN 474-3 Firm and Level Ground - 80% FTSTL)	kg	9896
		lbs	21810
3	Maximum Overall Length	mm	9689
		in	381.5
4	Reach with Forks at Ground Level	mm	1288
		in	50.7
5	*Ground to Bottom of Tine at Minimum Height and Fork Level	mm	-150
		in	-5.9
6	Reach with Arms Horizontal and Forks Level	mm	1824
		in	71.8
7	Reach with Fork at Maximum Height	mm	779
		in	30.7
8	Ground to Top of Tine with Arms Horizontal and Fork Level	mm	1862
		in	73.3
9	Ground to Top of Tine at Maximum Height and Fork Level	mm	4167
		in	164.1
10	Overall Height of Fork at Full Lift (top of carriage to ground)	mm	4942
		in	194.6
11	Clearance at Full Lift and Max Dump	mm	2871
		in	113.0
12	Max Discharge Angle from Horizontal	deg	43
13	Overall Carriage Width	mm	2217
		in	87.3
14	Overall Carriage Height	mm	840
		in	33.1
15	Outside Tine Width (max spread)	mm	2070
		in	81.5
16	Outside Tine Width (min spread)	mm	470
		in	18.5
	Tine Width (single tine)	mm	150.0
		in	5.9
	Tine Thickness	mm	65.0
		in	2.6
	Tine Capacity	kg	6300
		lbs	13885
	Operating Weight	kg	23937
		lbs	52756

\*Negative values indicate below grade



Capacity (kg)  
(Calculated Load at CG Point)



NOTE: Static tipping loads and operating weight are based on the following loader configuration: Bridgestone VJT L3 Tires, Air Conditioning, Ride Control, Powertrain Guard, Full Fluids, Fuel Tank, Coolant, Lubricants, and Operator.

Specifications and ratings conform to the following standards: SAE\* J1197, ISO 14397-1, CEN\*\* EN 474-3.

The rated operating load for a loader equipped with a pallet fork is determined by:  
SAE J1197: 50% of full turn static tipping load or hydraulic limit.  
CEN EN 474-3: 60% of full turn static tipping load on rough terrain or hydraulic limit.  
CEN EN 474-3: 80% of full turn static tipping load on firm and level ground or hydraulic limit.

\*SAE - Society of Automotive Engineers  
\*\*CEN - European Committee for Standardization



**WARNING:** Do not exceed tine load capacity. Individual tine capacity is stamped on the side of each tine.





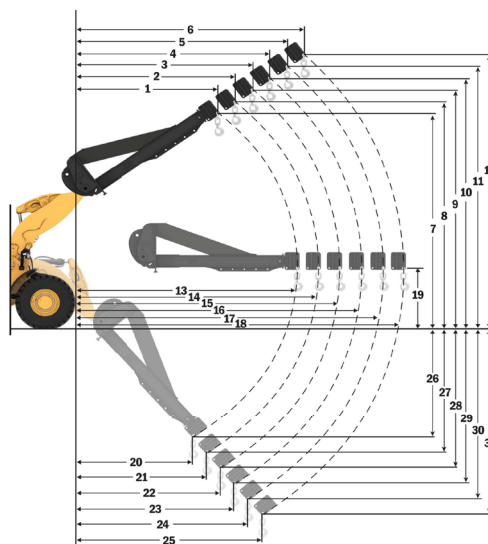
## Material Handling Arm Specifications

### 972 STD

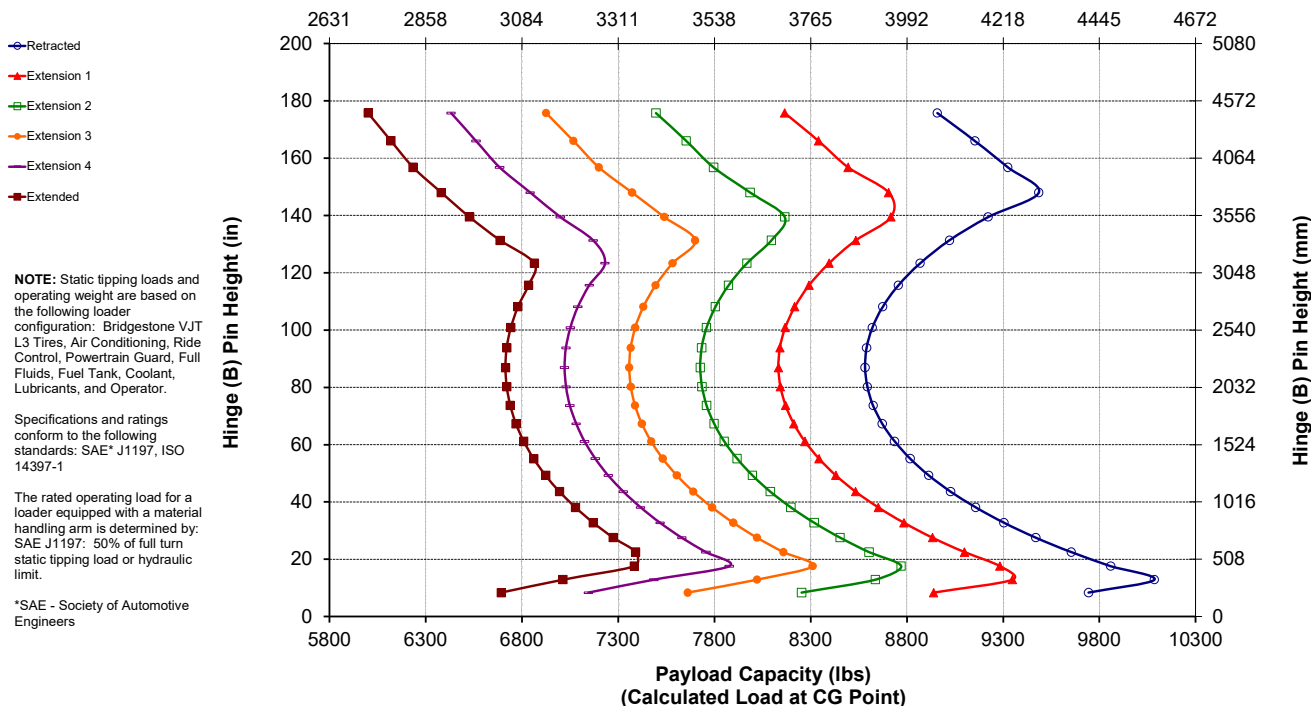
Fusion Material Handling Arm

6Pos

MHA Specifications		Retracted	Extension 1	Extension 2	Extension 3	Extension 4	Extended
Max Lift - Hook Reach (1, 2, 3, 4, 5, 6)	mm	2,064	2,204	2,344	2,485	2,625	2,766
	ft. in	6' 9"	7' 2"	7' 8"	8' 1"	8' 7"	9' 0"
Max Lift - Hook Height (7, 8, 9, 10, 11, 12)	mm	7,280	7,550	7,821	8,091	8,362	8,632
	ft. in	23' 10"	24' 9"	25' 7"	26' 6"	27' 5"	28' 3"
Level - Hook Reach (13, 14, 15, 16, 17, 18)	mm	4,683	4,988	5,293	5,597	5,902	6,207
	ft. in	15' 4"	16' 4"	17' 4"	18' 4"	19' 4"	20' 4"
Level - Hook Height (19)	mm	1,933	1,933	1,933	1,933	1,933	1,933
	ft. in	6' 4"	6' 4"	6' 4"	6' 4"	6' 4"	6' 4"
Min Lift - Hook Reach (20, 21, 22, 23, 24, 25)	mm	1,887	2,017	2,146	2,275	2,404	2,534
	ft. in	6' 2"	6' 7"	7' 0"	7' 5"	7' 10"	8' 3"
Min Lift - Hook Height (26, 27, 28, 29, 30, 31)	mm	(2,863)	(3,139)	(3,415)	(3,691)	(3,967)	(4,243)
	ft. in	-9' 7"	-10' 8"	-11' 9"	-12' 10"	-13' 11"	-13' 0"
Static Tipping Load, Straight	kg	8,860	8,395	7,975	7,594	7,247	6,930
	lb	19,528	18,502	17,576	16,737	15,973	15,273
Static Tipping Load, Articulated	kg	7,817	7,405	7,034	6,698	6,391	6,111
	lb	17,228	16,321	15,504	14,762	14,087	13,468
Operating Weight	kg	23,698	23,698	23,698	23,698	23,698	23,698
	lb	52,230	52,230	52,230	52,230	52,230	52,230



Payload Capacity (kg)  
(Calculated Load at CG Point)

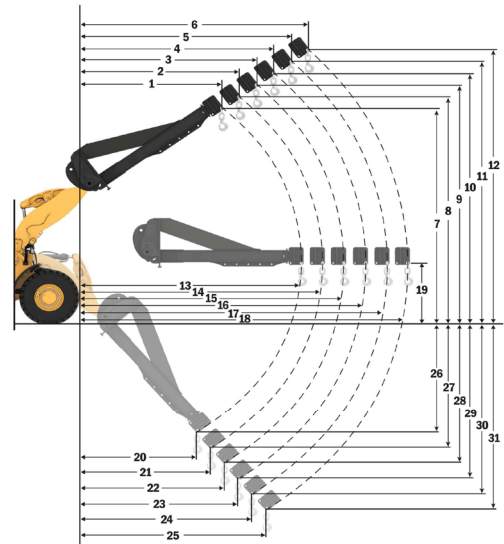


# 972 Wheel Loader Specifications

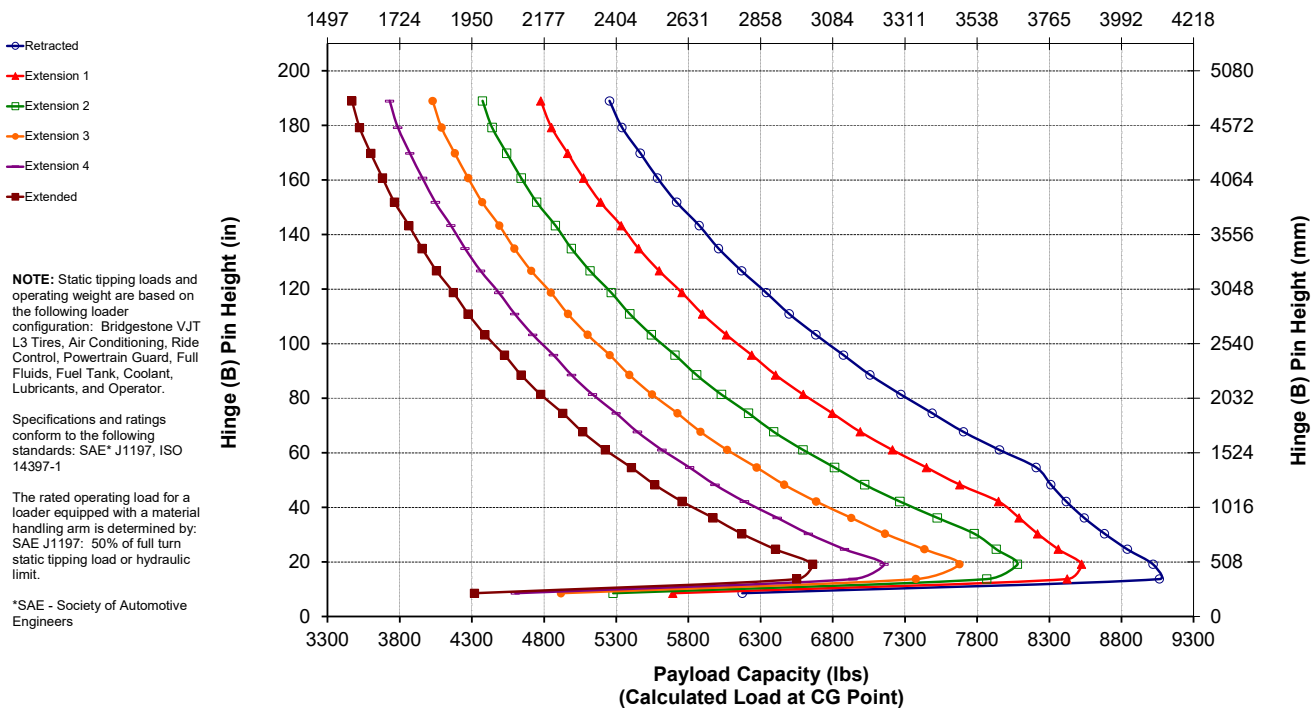
## Material Handling Arm Specifications

### 972 HL Fusion Material Handling Arm 6Pos

MHA Specifications		Retracted	Extension 1	Extension 2	Extension 3	Extension 4	Extended
Max Lift - Hook Reach (1, 2, 3, 4, 5, 6)	mm	1,273	1,336	1,399	1,462	1,525	1,589
	ft. in	4' 2"	4' 4"	4' 7"	4' 9"	5' 0"	5' 2"
Max Lift - Hook Height (7, 8, 9, 10, 11, 12)	mm	7,971	8,269	8,568	8,866	9,164	9,462
	ft. in	26' 1"	27' 1"	28' 1"	29' 1"	30' 0"	31' 0"
Level - Hook Reach (13, 14, 15, 16, 17, 18)	mm	4,957	5,262	5,567	5,871	6,176	6,481
	ft. in	16' 3"	17' 3"	18' 3"	19' 3"	20' 3"	21' 3"
Level - Hook Height (19)	mm	1,933	1,933	1,933	1,933	1,933	1,933
	ft. in	6' 4"	6' 4"	6' 4"	6' 4"	6' 4"	6' 4"
Min Lift - Hook Reach (20, 21, 22, 23, 24, 25)	mm	(413)	(529)	(645)	(761)	(877)	(993)
	ft. in	-1' 7"	-1' 3"	-2' 10"	-2' 6"	-2' 1"	-3' 8"
Min Lift - Hook Height (26, 27, 28, 29, 30, 31)	mm	(2,741)	(3,023)	(3,305)	(3,587)	(3,868)	(4,150)
	ft. in	-8' 0"	-9' 0"	-10' 1"	-11' 2"	-12' 3"	-13' 4"
Static Tipping Load, Straight	kg	8,285	7,868	7,490	7,147	6,832	6,544
	lb	18,259	17,341	16,509	15,751	15,059	14,423
Static Tipping Load, Articulated	kg	7,290	6,923	6,590	6,287	6,010	5,756
	lb	16,068	15,258	14,525	13,857	13,246	12,685
Operating Weight	kg	23,700	23,700	23,700	23,700	23,700	23,700
	lb	52,234	52,234	52,234	52,234	52,234	52,234



**Payload Capacity (kg)  
(Calculated Load at CG Point)**



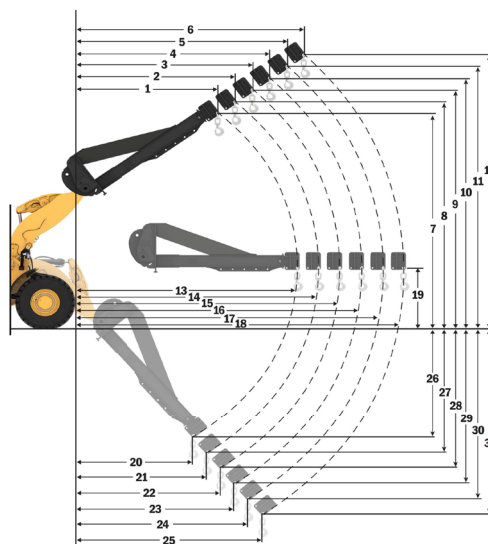
## Material Handling Arm Specifications

### 972 AGG

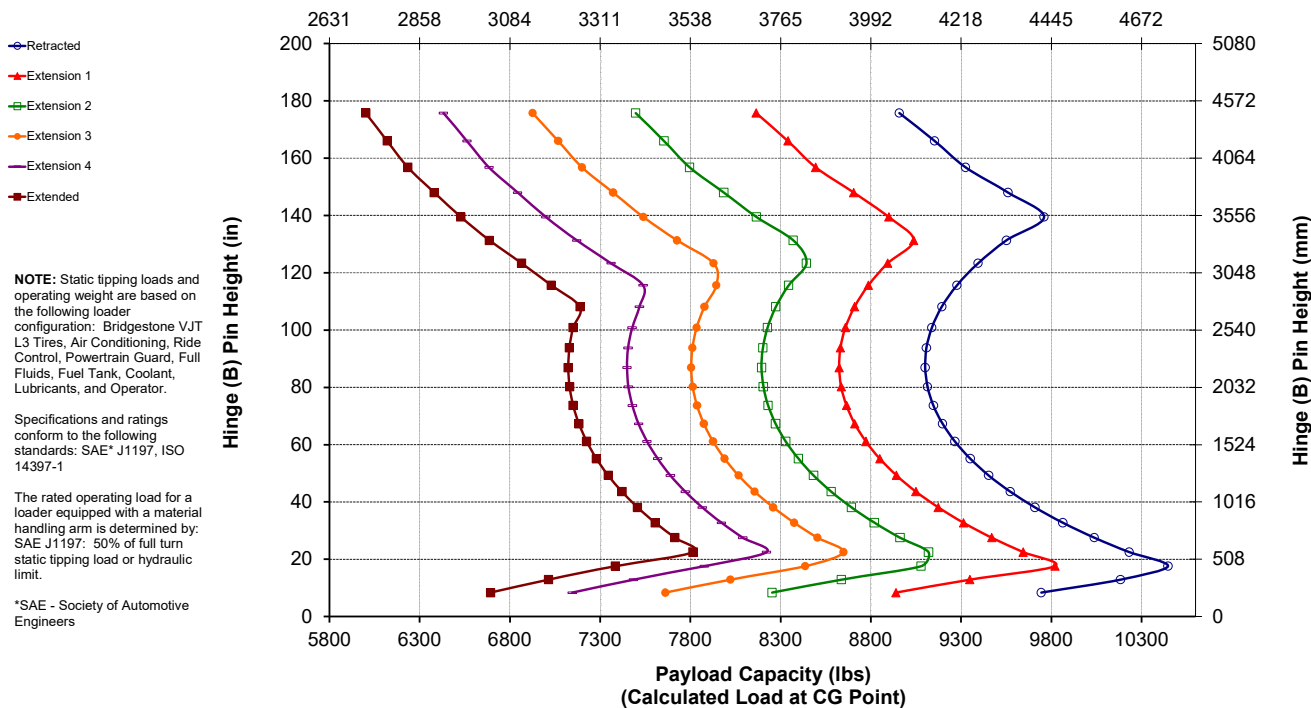
Fusion Material Handling Arm

6Pos

MHA Specifications		Retracted	Extension 1	Extension 2	Extension 3	Extension 4	Extended
Max Lift - Hook Reach (1, 2, 3, 4, 5, 6)	mm	2,064	2,204	2,344	2,485	2,625	2,766
	ft. in	6' 9"	7' 2"	7' 8"	8' 1"	8' 7"	9' 0"
Max Lift - Hook Height (7, 8, 9, 10, 11, 12)	mm	7,280	7,550	7,821	8,091	8,362	8,632
	ft. in	23' 10"	24' 9"	25' 7"	26' 6"	27' 5"	28' 3"
Level - Hook Reach (13, 14, 15, 16, 17, 18)	mm	4,683	4,988	5,293	5,597	5,902	6,207
	ft. in	15' 4"	16' 4"	17' 4"	18' 4"	19' 4"	20' 4"
Level - Hook Height (19)	mm	1,933	1,933	1,933	1,933	1,933	1,933
	ft. in	6' 4"	6' 4"	6' 4"	6' 4"	6' 4"	6' 4"
Min Lift - Hook Reach (20, 21, 22, 23, 24, 25)	mm	1,887	2,017	2,146	2,275	2,404	2,534
	ft. in	6' 2"	6' 7"	7' 0"	7' 5"	7' 10"	8' 3"
Min Lift - Hook Height (26, 27, 28, 29, 30, 31)	mm	(2,863)	(3,139)	(3,415)	(3,691)	(3,967)	(4,243)
	ft. in	-9' 7"	-10' 8"	-11' 9"	-12' 10"	-13' 11"	-13' 0"
Static Tipping Load, Straight	kg	9,416	8,922	8,477	8,072	7,704	7,368
	lb	20,754	19,665	18,682	17,792	16,980	16,238
Static Tipping Load, Articulated	kg	8,292	7,857	7,464	7,107	6,782	6,485
	lb	18,276	17,316	16,450	15,664	14,949	14,294
Operating Weight	kg	24,247	24,247	24,247	24,247	24,247	24,247
	lb	53,440	53,440	53,440	53,440	53,440	53,440



Payload Capacity (kg)  
(Calculated Load at CG Point)



**NOTE:** Static tipping loads and operating weight are based on the following loader configuration: Bridgestone VJT L3 Tires, Air Conditioning, Ride Control, Powertrain Guard, Full Fluids, Fuel Tank, Coolant, Lubricants, and Operator.

Specifications and ratings conform to the following standards: SAE J1197, ISO 14397-1

The rated operating load for a loader equipped with a material handling arm is determined by: SAE J1197: 50% of full turn static tipping load or hydraulic limit.

\*SAE - Society of Automotive Engineers

# 972 XE Wheel Loader Specifications

## Standard and Optional Equipment

Standard and optional equipment may vary. Consult your Cat dealer for details.

	Standard	Optional		Standard	Optional
<b>OPERATOR ENVIRONMENT</b>			<b>HYDRAULICS</b>		
Cab, pressurized, sound suppression	✓		Implement system, load sensing with electro-hydraulic variable displacement piston pump	✓	
Door, remote opening system	✓		Steering system, load sensing with dedicated variable displacement piston pump	✓	
EH implement controls, parking brake	✓		Ride control, dual accumulators	✓	
Steering, joystick	✓		3 <sup>rd</sup> and 4 <sup>th</sup> auxiliary function with ride control		✓
Entertainment radio (FM, AM, USB, BT)		✓	Oil sampling valves, Cat XT™ hoses	✓	
Entertainment radio (DAB+)		✓	Quick coupler control		✓
CB radio ready		✓	<b>POWER TRAIN</b>		
Seat, suede/cloth, air suspension, heated	✓		Cat C9.3B engine	✓	
Seat, leather/cloth, air suspension, heated/cooled		✓	Electric fuel priming pump	✓	
Touchscreen display	✓		Fuel-water separator and secondary fuel filter	✓	
Visibility: mirrors, rear-vision camera	✓		Engine, air precleaner	✓	
Multiview (360°) vision system		✓	Turbine, air precleaner		✓
Cat Detect rear radar system		✓	Radiator, high debris		✓
Dedicated rearview screen		✓	Cooling fan, reversible		✓
Mirrors, heated	✓		Axles, front differential lock	✓	
Air conditioner, heater, defroster (auto temp, fan)	✓		Axles, auto differential locks front and rear		✓
Sun visor, front, retractable	✓		Axles, ecology drains	✓	
Sun visor, rear, retractable	✓		Axles, AOC ready, extreme temperature seals		✓
Window cleaning platform, front	✓		Axles, oil cooler		✓
Windows, front, laminated	✓		Transmission, continuous variable	✓	
Windows, front, heavy duty		✓	Rimpull control	✓	
Full cab window guard		✓	Throttle lock mode	✓	
<b>ON-BOARD TECHNOLOGIES</b>			Hill and speed hold on grades	✓	
Cat Payload scale	✓		Service brakes, hydraulic, fully enclosed wet disc, wear indicators	✓	
Autodig with Auto Set Tires	✓		Park brake, caliper on front axles, spring applied-pressure released	✓	
Operator ID & machine security	✓		<b>ELECTRICAL</b>		
Application Profiles	✓		Starting and charging system, 24V	✓	
Job Aids	✓		Starter, electric, heavy duty	✓	
Controls Help and eOMM	✓		Cold start, 120V or 240V		✓
Cat Advanced Payload		✓	Lights: halogen, 4 work lights, 2 rear-vision lights	✓	
Cat Payload Printer		✓	Lights: roading with turn signals	✓	
			Lights: LED		✓
			Warning beacon		✓

(continued on next page)

# 972 XE Wheel Loader Specifications

## Standard and Optional Equipment *(continued)*

Standard and optional equipment may vary. Consult your Cat dealer for details.

	Standard	Optional		Standard	Optional
<b>MONITORING SYSTEM</b>			<b>SPECIAL CONFIGURATIONS</b>		
Front dash with analog gauges, LCD display, and warning lights	✓		Aggregate handler		✓
Primary touchscreen monitor (Cat Payload, quad screens, machine settings & messages)	✓		Waste and industrial		✓
Reversing strobe lights**		✓	Corrosion resistant		✓
<b>LINKAGE</b>					
Standard lift, Z-bar	✓				
High lift, Z-bar		✓			
Kickouts: lift and tilt	✓				
<b>ADDITIONAL EQUIPMENT</b>					
Cat Autolube system		✓			
Fenders, roading		✓			
Guards: power train, crankcase, cab, cylinders, rear		✓			
Biodegradable hydraulic oil		✓			
High-speed oil change system		✓			
Toolbox		✓			
Wheel chocks		✓			
Secondary steering system, electrical*		✓			

\*Standard where mandated.

\*\*Not compatible with roading arrangements.



# 972 XE

## Waste & Scrap Handler

*The Cat® 972 XE Wheel Loader Waste and Scrap Handler Package features guarding and reinforcement necessary for work in transfer stations, recycling depots, scrap yards, and demolition sites.*

### Proven Reliability

- Cat C9.3B engine offers high power density with a combination of proven electronics, fuel, and air systems.
- Equipped with automatic Cat regeneration system, Cat Clean Emissions Module (CEM) with Diesel Particulate Filter (DPF), and Diesel Exhaust Fluid (DEF) tank and pump.
- Features an electric fuel priming pump, fuel-water separator, and secondary fuel filter.
- Thorough component design and machine validation processes result in unmatched reliability and uptime.

### Durability

- Waste and Scrap Handler Package adds additional steel guards all around the machine to protect your investment and keep debris out of the implement valve and engine compartments.
- Heavy-duty steel cable lower steps stand up to the harshest of conditions.
- Heavy-duty transmission and axles designed to handle waste and scrap applications.

### Superior Fuel Efficiency & Productivity

- Up to 35% better fuel efficiency compared to previous Cat model.
- Deep system integration of the Cat continuously variable transmission, engine, hydraulic, and cooling systems results in significantly increased performance and fuel efficiency.
- Eliminating the torque converter allows the capability to control engine rpm and machine speed independently, resulting in efficient digging, fine control, and easy operation.
- Lower rated engine speed reduces component wear and operating noise.
- Optional high lift linkage provides additional dump clearance.
- Optional 3rd and 4th valve hydraulics for work tools that require additional functions.
- Optional variable pitch fan and high debris cooling cores keep the cores free from debris.

### Safety Features

- Optional window guarding to provide added glass protection.
- Rear-vision camera enhances visibility behind the machine, helping you work safely and confidently.
- Optional Multiview (360°) vision system helps the operator monitor the surroundings of the machine at all times.
- Optional Cat Detect radar technology enhances awareness by monitoring the working environment and alerts operators to hazards.
- Cab access with wide door, optional remote door opening, and stair-like steps add solid stability.
- Floor-to-ceiling windshield, large mirrors with integrated spot mirrors, and rear-vision camera provide industry leading all-around visibility.

### Reduced Maintenance Time and Costs

- Extended fluid and filter change intervals reduce maintenance costs by up to 20%.
- Optional turbine engine air precleaner improves air filter life.
- Remote Troubleshoot can connect the machine to the dealer service department to help diagnose problems quickly so you can get back to work.
- Remote Flash works around your schedule to ensure your machine's software is up to date for optimal performance.
- The Cat App helps you manage fleet location, hours, and maintenance schedules; it also alerts you for required maintenance and allows you to request service from your local Cat dealer.
- One-piece tilting hood makes engine compartment access fast and easy.

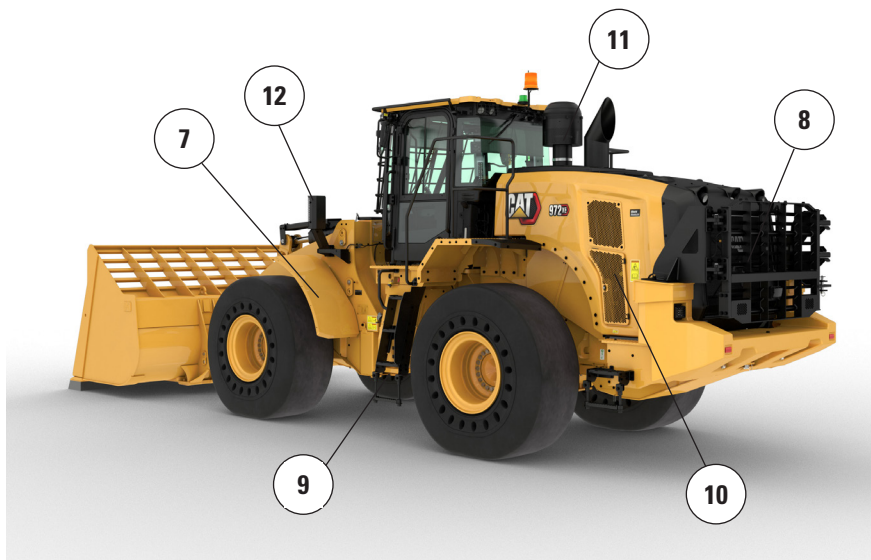
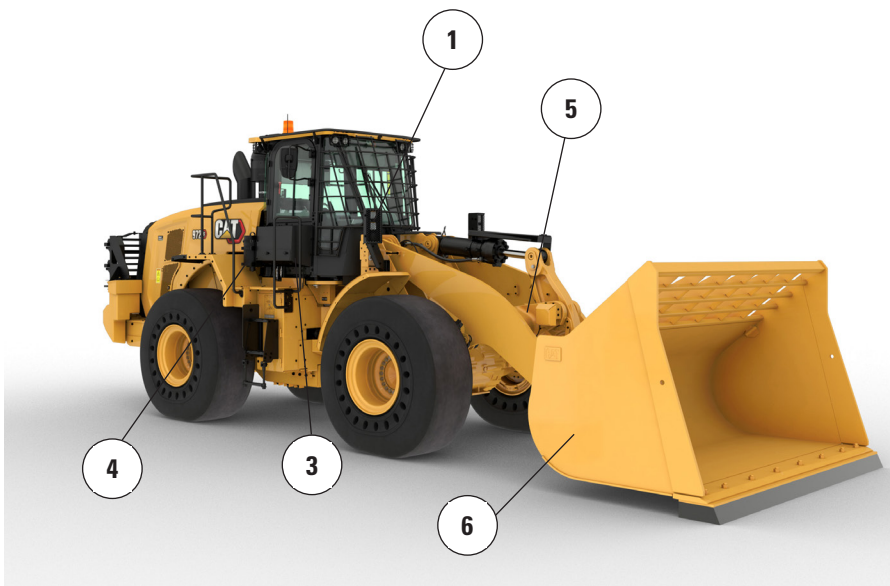
### Work in Comfort in the All New Cab

- Carbon cab air filter reduces cabin odors.
- Optional powered cabin precleaner filters the incoming air and pressurize the cab.
- Next-generation, easily adjustable seat and suspension for improved operator comfort. It comes in three trim levels and can be equipped with a 4-point harness.
- New in-cab dashboard and high-resolution touch display(s) are easy to use, intuitive, and user friendly.
- Sound suppression, seals, and viscous cab mounts decrease noise and vibration for a quieter work environment.
- The seat-mounted electro-hydraulic joystick steering system provides precision control and dramatically reduces arm fatigue, resulting in excellent comfort and accuracy. An HMU steering wheel is also available.

# 972 XE Waste & Scrap Handler Specifications

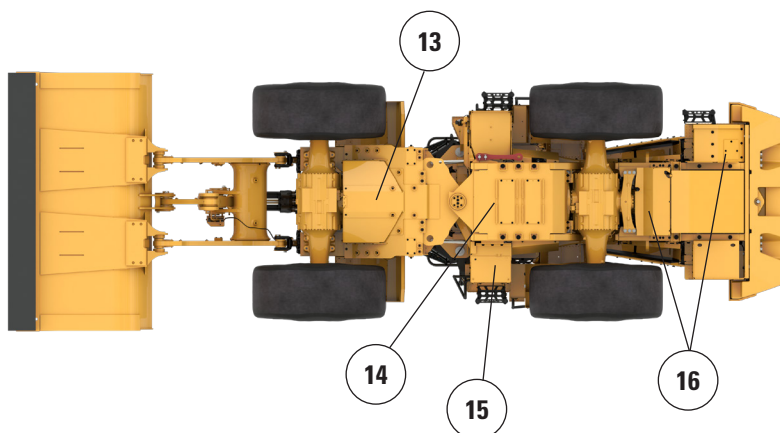
## 972 XE Waste and Scrap Handler Features

1. Optional window guarding to provide impact resistance to the glass
2. Added steel guards include crankcase, power train, front frame, hitch, steering cylinder, service center, cab, platform, implement valve cover, and tilt cylinder
3. Carbon cab air filter removes harsh odors
4. Optional powered cab precleaner helps to improve cab filter life and keeps the cab pressurized
5. Optional 3<sup>rd</sup> and 4<sup>th</sup> valve hydraulics available to control a large variety of work tools
6. Large line of Cat waste and scrap work tools



7. Narrow front steel fenders help to keep the windshield clean and are set inboard of the outer edge of the tire for added protection
8. Optional rear guard protects the rear grill and cooling package from impact
9. Heavy-duty steel cable lower steps stand up to the harshest conditions
10. Optional variable pitch fan and high debris cooling cores help to keep the cooling package clean
11. Optional turbine engine air precleaner with a trash screen option help to extend engine air filter life
12. Front lights are guarded and positioned close to the frame for added protection

13. Lower front frame guard protects vital drivetrain components and keeps trash from getting in the front frame compartment
14. Power train guard protects the transmission and helps keep trash out of the engine compartment
15. Lower hydraulic service center guard protects the transmission filter and keep trash out of the service center
16. Rear crankcase and platform guards keeps trash and debris out



# 972 XE Waste & Scrap Handler Specifications

## Tire Options

Tire Brand	BRAWLER HPS SMOOTH	BRAWLER HPS TRACTION	BRIDGESTONE	MICHELIN	MAXAM
Tire Size	26.5R25	26.5R25	26.5R25	26.5R25	26.5R25
Tread Type	N/A	N/A	L3	L3	L3
Tread Pattern	SMOOTH	TRACTION	VJT	XHA2	MS302
Casing Strength	N/A	N/A	*	**	**
Width over Tires – Maximum (empty)*	2959 mm 9'9"	2959 mm 9'9"	2988 mm 9'10"	2997 mm 9'10"	2964 mm 9'9"
Width over Tires – Maximum (loaded)*	2968 mm 9'9"	2968 mm 9'9"	3011 mm 9'11"	3020 mm 9'11"	2942 mm 9'8"
Change in Vertical Dimensions (average of front and rear)		-3 mm -0.1"	-40 mm -1.6"	-54 mm -2.1"	-26 mm -1"
Change in Horizontal Reach		0 mm 0"	-11 mm -0.4"	-8 mm -0.3"	-18 mm -0.7"
Change in Clearance Circle to Outside of Tires		0 mm 0"	43 mm 1.7"	52 mm 2.1"	-27 mm -1"
Change in Clearance Circle to Inside of Tires		0 mm 0"	-43 mm -1.7"	-52 mm -2.1"	27 mm 1"
Change in Operating Weight (without Ballast)		-224 kg -494 lb	-4300 kg -9,482 lb	-4464 kg -9,843 lb	-4316 kg -9,517 lb
Change in Static Tipping Load – Straight		-153 kg -338 lb	-2946 kg -6,495 lb	-3058 kg -6,743 lb	-2956 kg -6,519 lb
Change in Static Tipping Load – Articulated		-136 kg -299 lb	-2602 kg -5,736 lb	-2701 kg -5,955 lb	-2611 kg -5,758 lb
Rear Axle Oscillation Angle	±8 degrees	±8 degrees	±13 degrees	±13 degrees	±13 degrees
Maximum Single-wheel Rise and Fall	310 mm 1'1"	310 mm 1'1"	502 mm 1'8"	502 mm 1'8"	502 mm 1'8"

\*Width over tire bulge and includes tire growth.

# 972 XE Waste & Scrap Handler Specifications

## Operating Specifications – Buckets *(continued)*

Linkage		Standard Linkage					
Bucket Type		General Purpose – Pin-On					
Edge Type		Bolt-On Cutting Edges	Teeth and Segments	Tips	Bolt-On Cutting Edges	Teeth and Segments	Tips
Capacity – Rated	m <sup>3</sup>	4.20	4.20	4.00	4.80	4.80	4.60
	yd <sup>3</sup>	5.50	5.50	5.25	6.25	6.25	6.00
Capacity – Rated at 110% Fill Factor	m <sup>3</sup>	4.60	4.60	4.40	5.30	5.30	5.10
	yd <sup>3</sup>	6.00	6.00	5.75	7.00	7.00	6.75
Width	mm	3220	3271	3271	3220	3271	3271
	ft/in	10'6"	10'8"	10'8"	10'6"	10'8"	10'8"
<b>16†</b> Dump Clearance at Maximum Lift and 45° Discharge	mm	3262	3108	3108	3191	3036	3036
	ft/in	10'8"	10'2"	10'2"	10'5"	9'11"	9'11"
<b>17†</b> Reach at Maximum Lift and 45° Discharge	mm	1305	1443	1443	1365	1501	1501
	ft/in	4'3"	4'8"	4'8"	4'5"	4'11"	4'11"
Reach at Level Lift Arm and Bucket Level	mm	2928	3133	3133	3022	3227	3227
	ft/in	9'7"	10'3"	10'3"	9'10"	10'7"	10'7"
<b>A†</b> Digging Depth	mm	66	66	36	66	66	36
	in	2.6"	2.6"	1.4"	2.6"	2.6"	1.4"
<b>12†</b> Overall Length	mm	8873	9097	9097	8967	9191	9191
	ft/in	29'2"	29'11"	29'11"	29'6"	30'2"	30'2"
<b>B†</b> Overall Height with Bucket at Maximum Lift	mm	5974	5974	5974	6068	6068	6068
	ft/in	19'8"	19'8"	19'8"	19'11"	19'11"	19'11"
Loader Clearance Circle Radius with Bucket at Carry Position	mm	7583	7672	7672	7608	7697	7697
	ft/in	24'11"	25'3"	25'3"	25'0"	25'4"	25'4"
Static Tipping Load, Straight (With tire deflection)	kg	18 905	18 721	18 974	18 817	18 631	20 898
	lb	41,685	41,280	41,838	41,491	41,081	46,079
Static Tipping Load, Straight (No tire deflection)	kg	20 180	19 994	20 251	20 108	19 920	22 590
	lb	44,477	44,068	44,633	44,318	43,903	49,788
Static Tipping Load, Articulated (With tire deflection)	kg	17 194	17 010	17 252	17 111	16 926	18 987
	lb	37,913	37,508	38,040	37,730	37,321	41,867
Static Tipping Load, Articulated (No tire deflection)	kg	18 472	18 287	18 530	18 405	18 217	20 669
	lb	40,714	40,304	40,841	40,566	40,151	45,554
Breakout Force (§)	kN	209	208	223	196	194	207
	lbf	47,155	46,862	50,119	44,044	43,750	46,637
Operating Weight*	kg	28 499	28 637	28 474	28 488	28 626	28 462
	lb	62,812	63,115	62,756	62,786	63,090	62,730

\* Static tipping loads and operating weights shown are based on a machine configuration with Brawler 26.5X25 Smooth solid tires, full fluids, operator, cab precleaner, fabricated counterweight with rear guard (1300 kg), flat window glass with front guard, industrial package, ride control, standard starting, narrow fenders, turbine engine precleaner, Product Link, auto diff lock axles (front/rear), power train guard, standard steering, industrial sound suppression and variable pitch fan.

† Illustration shown with Dimension charts.

(§) Measured 100 mm (4") behind tip of cutting edge with bucket hinge pin as pivot point in accordance with ISO 14397-2:2007.

(With tire deflection) Full compliance to ISO 14397-1:2007 Sections 1 thru 6, which requires 2% verification between calculations and testing.

(No tire deflection) Compliance to ISO 14397-1:2007 Sections 1 thru 5.

Other buckets are available and offerings vary by region. Consult your local Cat dealer for further details.

# 972 XE Waste & Scrap Handler Specifications

## Operating Specifications – Buckets (continued)

Linkage		Standard Linkage					
Bucket Type		General Purpose – Pin-On					
Edge Type		Bolt-On Cutting Edges	Teeth and Segments	Tips	Bolt-On Cutting Edges	Teeth and Segments	Tips
Capacity – Rated	m <sup>3</sup>	4.60	4.60	4.40	5.00	5.00	4.80
	yd <sup>3</sup>	6.00	6.00	5.75	6.50	6.50	6.25
Capacity – Rated at 110% Fill Factor	m <sup>3</sup>	5.10	5.10	4.80	5.50	5.50	5.30
	yd <sup>3</sup>	6.75	6.75	6.25	7.25	7.25	7.00
Width	mm	3220	3271	3271	3220	3271	3271
	ft/in	10'6"	10'8"	10'8"	10'6"	10'8"	10'8"
16† Dump Clearance at Maximum Lift and 45° Discharge	mm	3224	3070	3070	3174	3019	3019
	ft/in	10'6"	10'0"	10'0"	10'4"	9'10"	9'10"
17† Reach at Maximum Lift and 45° Discharge	mm	1336	1473	1473	1380	1516	1516
	ft/in	4'4"	4'9"	4'9"	4'6"	4'11"	4'11"
Reach at Level Lift Arm and Bucket Level	mm	2977	3182	3182	3045	3250	3250
	ft/in	9'9"	10'5"	10'5"	9'11"	10'7"	10'7"
A† Digging Depth	mm	66	66	36	66	66	36
	in	2.6"	2.6"	1.4"	2.6"	2.6"	1.4"
12† Overall Length	mm	8922	9146	9146	8990	9214	9214
	ft/in	29'4"	30'1"	30'1"	29'6"	30'3"	30'3"
B† Overall Height with Bucket at Maximum Lift	mm	6232	6232	6232	6321	6321	6321
	ft/in	20'6"	20'6"	20'6"	20'9"	20'9"	20'9"
Loader Clearance Circle Radius with Bucket at Carry Position	mm	7596	7685	7685	7615	7704	7704
	ft/in	25'0"	25'3"	25'3"	25'0"	25'4"	25'4"
Static Tipping Load, Straight (With tire deflection)	kg	18 792	18 607	18 867	18 916	18 729	18 969
	lb	41,436	41,029	41,601	41,710	41,298	41,826
Static Tipping Load, Straight (No tire deflection)	kg	20 077	19 890	20 152	20 209	20 020	20 261
	lb	44,250	43,838	44,415	44,541	44,124	44,656
Static Tipping Load, Articulated (With tire deflection)	kg	17 084	16 900	17 146	17 210	17 024	17 251
	lb	37,671	37,264	37,807	37,949	37,538	38,039
Static Tipping Load, Articulated (No tire deflection)	kg	18 372	18 186	18 433	18 506	18 317	18 545
	lb	40,494	40,082	40,627	40,787	40,371	40,874
Breakout Force (§)	kN	202	200	214	198	197	210
	lbf	45,450	45,156	48,209	44,603	44,309	47,188
Operating Weight*	kg	28 560	28 698	28 534	28 601	28 739	28 575
	lb	62,945	63,249	62,889	63,035	63,339	62,979

\* Static tipping loads and operating weights shown are based on a machine configuration with Brawler 26.5X25 Smooth solid tires, full fluids, operator, cab precleaner, fabricated counterweight with rear guard (1300 kg), flat window glass with front guard, industrial package, ride control, standard starting, narrow fenders, turbine engine precleaner, Product Link, auto diff lock axles (front/rear), power train guard, standard steering, industrial sound suppression and variable pitch fan.

† Illustration shown with Dimension charts.

(§) Measured 100 mm (4") behind tip of cutting edge with bucket hinge pin as pivot point in accordance with ISO 14397-2:2007.

(With tire deflection) Full compliance to ISO 14397-1:2007 Sections 1 thru 6, which requires 2% verification between calculations and testing.

(No tire deflection) Compliance to ISO 14397-1:2007 Sections 1 thru 5.

Other buckets are available and offerings vary by region. Consult your local Cat dealer for further details.

# 972 XE Waste & Scrap Handler Specifications

## Operating Specifications – Buckets *(continued)*

Linkage		Standard Linkage					
Bucket Type		General Purpose – Pin-On			General Purpose – Hook-On – Fusion		
Edge Type		Bolt-On Cutting Edges	Teeth and Segments	Tips	Bolt-On Cutting Edges	Teeth and Segments	Tips
Capacity – Rated	m <sup>3</sup>	4.40	4.40	4.20	4.20	4.20	4.00
	yd <sup>3</sup>	5.75	5.75	5.50	5.50	5.50	5.25
Capacity – Rated at 110% Fill Factor	m <sup>3</sup>	4.80	4.80	4.60	4.60	4.60	4.40
	yd <sup>3</sup>	6.25	6.25	6.00	6.00	6.00	5.75
Width	mm	3220	3271	3271	3220	3271	3271
	ft/in	10'6"	10'8"	10'8"	10'6"	10'8"	10'8"
16† Dump Clearance at Maximum Lift and 45° Discharge	mm	3266	3113	3113	3232	3078	3078
	ft/in	10'8"	10'2"	10'2"	10'7"	10'1"	10'1"
17† Reach at Maximum Lift and 45° Discharge	mm	1300	1438	1438	1340	1477	1477
	ft/in	4'3"	4'8"	4'8"	4'4"	4'10"	4'10"
Reach at Level Lift Arm and Bucket Level	mm	2921	3126	3126	2973	3178	3178
	ft/in	9'7"	10'3"	10'3"	9'9"	10'5"	10'5"
A† Digging Depth	mm	66	66	36	66	66	36
	in	2.6"	2.6"	1.4"	2.6"	2.6"	1.4"
12† Overall Length	mm	8866	9090	9090	8918	9143	9143
	ft/in	29'2"	29'10"	29'10"	29'4"	30'0"	30'0"
B† Overall Height with Bucket at Maximum Lift	mm	6267	6267	6267	6073	6073	6073
	ft/in	20'7"	20'7"	20'7"	20'0"	20'0"	20'0"
Loader Clearance Circle Radius with Bucket at Carry Position	mm	7581	7670	7670	7612	7705	7705
	ft/in	24'11"	25'2"	25'2"	25'0"	25'4"	25'4"
Static Tipping Load, Straight (With tire deflection)	kg	18 953	18 769	19 021	18 390	18 207	18 564
	lb	41,791	41,386	41,941	40,550	40,147	40,933
Static Tipping Load, Straight (No tire deflection)	kg	20 241	20 055	20 310	19 654	19 469	19 840
	lb	44,611	44,201	44,763	43,319	42,910	43,728
Static Tipping Load, Articulated (With tire deflection)	kg	17 238	17 054	17 293	16 697	16 513	16 857
	lb	38,009	37,603	38,130	36,816	36,412	37,170
Static Tipping Load, Articulated (No tire deflection)	kg	18 528	18 342	18 583	17 964	17 779	18 136
	lb	40,836	40,426	40,959	39,593	39,184	39,973
Breakout Force (§)	kN	210	209	224	202	201	215
	lbf	47,385	47,092	50,378	45,582	45,289	48,356
Operating Weight*	kg	28 505	28 643	28 479	28 874	29 011	28 848
	lb	62,824	63,128	62,768	63,637	63,941	63,581

\* Static tipping loads and operating weights shown are based on a machine configuration with Brawler 26.5X25 Smooth solid tires, full fluids, operator, cab precleaner, fabricated counterweight with rear guard (1300 kg), flat window glass with front guard, industrial package, ride control, standard starting, narrow fenders, turbine engine precleaner, Product Link, auto diff lock axles (front/rear), power train guard, standard steering, industrial sound suppression and variable pitch fan.

† Illustration shown with Dimension charts.

(§) Measured 100 mm (4") behind tip of cutting edge with bucket hinge pin as pivot point in accordance with ISO 14397-2:2007.

(With tire deflection) Full compliance to ISO 14397-1:2007 Sections 1 thru 6, which requires 2% verification between calculations and testing.

(No tire deflection) Compliance to ISO 14397-1:2007 Sections 1 thru 5.

Other buckets are available and offerings vary by region. Consult your local Cat dealer for further details.

# 972 XE Waste & Scrap Handler Specifications

## Operating Specifications – Buckets (continued)

Linkage		Standard Linkage					
Bucket Type		General Purpose – Hook-On – Fusion					
Edge Type		Bolt-On Cutting Edges	Teeth and Segments	Tips	Bolt-On Cutting Edges	Teeth and Segments	Tips
Capacity – Rated	m <sup>3</sup>	4.60	4.60	4.40	4.80	4.80	4.60
	yd <sup>3</sup>	6.00	6.00	5.75	6.25	6.25	6.00
Capacity – Rated at 110% Fill Factor	m <sup>3</sup>	5.10	5.10	4.80	5.30	5.30	5.10
	yd <sup>3</sup>	6.75	6.75	6.25	7.00	7.00	6.75
Width	mm	3220	3271	3271	3220	3271	3271
	ft/in	10'6"	10'8"	10'8"	10'6"	10'8"	10'8"
16† Dump Clearance at Maximum Lift and 45° Discharge	mm	3194	3040	3040	3167	3012	3012
	ft/in	10'5"	9'11"	9'11"	10'4"	9'10"	9'10"
17† Reach at Maximum Lift and 45° Discharge	mm	1370	1508	1508	1392	1528	1528
	ft/in	4'5"	4'11"	4'11"	4'6"	5'0"	5'0"
Reach at Level Lift Arm and Bucket Level	mm	3023	3228	3228	3058	3263	3263
	ft/in	9'11"	10'7"	10'7"	10'0"	10'8"	10'8"
A† Digging Depth	mm	66	66	36	66	66	36
	in	2.6"	2.6"	1.4"	2.6"	2.6"	1.4"
12† Overall Length	mm	8968	9192	9192	9003	9227	9227
	ft/in	29'6"	30'2"	30'2"	29'7"	30'4"	30'4"
B† Overall Height with Bucket at Maximum Lift	mm	6248	6248	6248	6307	6307	6307
	ft/in	20'6"	20'6"	20'6"	20'9"	20'9"	20'9"
Loader Clearance Circle Radius with Bucket at Carry Position	mm	7626	7720	7720	7636	7730	7730
	ft/in	25'1"	25'4"	25'4"	25'1"	25'5"	25'5"
Static Tipping Load, Straight (With tire deflection)	kg	18 242	18 057	18 414	18 234	18 048	18 403
	lb	40,223	39,816	40,602	40,205	39,796	40,579
Static Tipping Load, Straight (No tire deflection)	kg	19 515	19 329	19 699	19 513	19 325	19 695
	lb	43,012	42,601	43,418	43,007	42,594	43,409
Static Tipping Load, Articulated (With tire deflection)	kg	16 551	16 366	16 710	16 543	16 358	16 700
	lb	36,494	36,088	36,845	36,477	36,069	36,824
Static Tipping Load, Articulated (No tire deflection)	kg	17 827	17 641	17 998	17 825	17 638	17 995
	lb	39,291	38,880	39,669	39,288	38,874	39,661
Breakout Force (§)	kN	195	194	206	190	189	201
	lbf	43,909	43,615	46,493	42,866	42,572	45,331
Operating Weight*	kg	28 974	29 112	28 949	28 969	29 107	28 944
	lb	63,858	64,162	63,803	63,848	64,152	63,792

\* Static tipping loads and operating weights shown are based on a machine configuration with Brawler 26.5X25 Smooth solid tires, full fluids, operator, cab precleaner, fabricated counterweight with rear guard (1300 kg), flat window glass with front guard, industrial package, ride control, standard starting, narrow fenders, turbine engine precleaner, Product Link, auto diff lock axles (front/rear), power train guard, standard steering, industrial sound suppression and variable pitch fan.

† Illustration shown with Dimension charts.

(§) Measured 100 mm (4") behind tip of cutting edge with bucket hinge pin as pivot point in accordance with ISO 14397-2:2007.

(With tire deflection) Full compliance to ISO 14397-1:2007 Sections 1 thru 6, which requires 2% verification between calculations and testing.

(No tire deflection) Compliance to ISO 14397-1:2007 Sections 1 thru 5.

Other buckets are available and offerings vary by region. Consult your local Cat dealer for further details.

# 972 XE Waste & Scrap Handler Specifications

## Operating Specifications – Buckets *(continued)*

Linkage		Standard Linkage					
Bucket Type		General Purpose – Hook-On – Fusion					
Edge Type		Bolt-On Cutting Edges	Teeth and Segments	Tips	Bolt-On Cutting Edges	Teeth and Segments	Tips
Capacity – Rated	m <sup>3</sup>	5.00	5.00	4.80	4.40	4.40	4.20
	yd <sup>3</sup>	6.50	6.50	6.25	5.75	5.75	5.50
Capacity – Rated at 110% Fill Factor	m <sup>3</sup>	5.50	5.50	5.30	4.80	4.80	4.60
	yd <sup>3</sup>	7.25	7.25	7.00	6.25	6.25	6.00
Width	mm	3220	3271	3271	3220	3271	3271
	ft/in	10'6"	10'8"	10'8"	10'6"	10'8"	10'8"
<b>16†</b> Dump Clearance at Maximum Lift and 45° Discharge	mm	3143	2988	2988	3237	3084	3084
	ft/in	10'3"	9'9"	9'9"	10'7"	10'1"	10'1"
<b>17†</b> Reach at Maximum Lift and 45° Discharge	mm	1413	1549	1549	1335	1473	1473
	ft/in	4'7"	5'1"	5'1"	4'4"	4'10"	4'10"
Reach at Level Lift Arm and Bucket Level	mm	3090	3295	3295	2966	3171	3171
	ft/in	10'1"	10'9"	10'9"	9'8"	10'4"	10'4"
<b>A†</b> Digging Depth	mm	66	66	36	66	66	36
	in	2.6"	2.6"	1.4"	2.6"	2.6"	1.4"
<b>12†</b> Overall Length	mm	9035	9260	9260	8911	9136	9136
	ft/in	29'8"	30'5"	30'5"	29'3"	30'0"	30'0"
<b>B†</b> Overall Height with Bucket at Maximum Lift	mm	6333	6333	6333	6242	6242	6242
	ft/in	20'10"	20'10"	20'10"	20'6"	20'6"	20'6"
Loader Clearance Circle Radius with Bucket at Carry Position	mm	7646	7740	7740	7610	7703	7703
	ft/in	25'2"	25'5"	25'5"	25'0"	25'4"	25'4"
Static Tipping Load, Straight (With tire deflection)	kg	18 114	17 928	18 281	18 394	18 211	18 573
	lb	39,941	39,531	40,310	40,559	40,155	40,954
Static Tipping Load, Straight (No tire deflection)	kg	19 396	19 208	19 576	19 670	19 484	19 862
	lb	42,750	42,335	43,145	43,353	42,944	43,777
Static Tipping Load, Articulated (With tire deflection)	kg	16 424	16 239	16 579	16 696	16 512	16 862
	lb	36,215	35,806	36,557	36,814	36,410	37,180
Static Tipping Load, Articulated (No tire deflection)	kg	17 710	17 521	17 876	17 975	17 789	18 153
	lb	39,033	38,618	39,400	39,617	39,207	40,010
Breakout Force (§)	kN	186	184	196	203	202	216
	lbf	41,851	41,556	44,208	45,755	45,462	48,554
Operating Weight*	kg	29 060	29 198	29 035	28 915	29 053	28 890
	lb	64,047	64,351	63,992	63,729	64,033	63,673

\* Static tipping loads and operating weights shown are based on a machine configuration with Brawler 26.5X25 Smooth solid tires, full fluids, operator, cab precleaner, fabricated counterweight with rear guard (1300 kg), flat window glass with front guard, industrial package, ride control, standard starting, narrow fenders, turbine engine precleaner, Product Link, auto diff lock axles (front/rear), power train guard, standard steering, industrial sound suppression and variable pitch fan.

† Illustration shown with Dimension charts.

(§) Measured 100 mm (4") behind tip of cutting edge with bucket hinge pin as pivot point in accordance with ISO 14397-2:2007.

(With tire deflection) Full compliance to ISO 14397-1:2007 Sections 1 thru 6, which requires 2% verification between calculations and testing.

(No tire deflection) Compliance to ISO 14397-1:2007 Sections 1 thru 5.

Other buckets are available and offerings vary by region. Consult your local Cat dealer for further details.

# 972 XE Waste & Scrap Handler Specifications

## Operating Specifications – Buckets (continued)

Linkage		Standard Linkage			
Bucket Type		High Dump – Hook-On – Fusion	Waste, Dozing – Pin-On	Waste, Load & Carry – Pin-On	Waste, Top Clamp – Pin-On
Edge Type		Bolt-On Cutting Edges	Steel Bolt-On Cutting Edges	Steel Bolt-On Cutting Edges	Steel Bolt-On Cutting Edges
Capacity – Rated	m <sup>3</sup>	5.35	7.40	6.50	5.00
	yd <sup>3</sup>	7.00	9.75	8.50	6.50
Capacity – Rated at 110% Fill Factor	m <sup>3</sup>	5.90	8.10	7.20	5.50
	yd <sup>3</sup>	7.75	10.50	9.50	7.25
Width	mm	3059	3357	3357	3357
	ft/in	10'0"	11'0"	11'0"	11'0"
<b>16</b> † Dump Clearance at Maximum Lift and 45° Discharge	mm	2851	2893	3173	2679
	ft/in	9'4"	9'5"	10'4"	8'9"
<b>17</b> † Reach at Maximum Lift and 45° Discharge	mm	1532	1478	1198	1692
	ft/in	5'0"	4'10"	3'11"	5'6"
Reach at Level Lift Arm and Bucket Level	mm	3396	3329	2932	3631
	ft/in	11'1"	10'11"	9'7"	11'10"
<b>A</b> † Digging Depth	mm	89	57	97	57
	in	3.5"	2.2"	3.8"	2.2"
<b>12</b> † Overall Length	mm	9359	9298	8901	9600
	ft/in	30'9"	30'7"	29'3"	31'6"
<b>B</b> † Overall Height with Bucket at Maximum Lift	mm	6444	6599	6822	5739
	ft/in	21'2"	21'8"	22'5"	18'10"
Loader Clearance Circle Radius with Bucket at Carry Position	mm	7675	7767	7659	7853
	ft/in	25'3"	25'6"	25'2"	25'10"
Static Tipping Load, Straight (With tire deflection)	kg	16 777	17 164	18 767	15 102
	lb	36,994	37,846	41,381	33,299
Static Tipping Load, Straight (No tire deflection)	kg	18 013	18 451	20 236	16 187
	lb	39,701	40,666	44,600	35,678
Static Tipping Load, Articulated (With tire deflection)	kg	15 156	15 511	17 001	13 559
	lb	33,420	34,202	37,487	29,898
Static Tipping Load, Articulated (No tire deflection)	kg	16 396	16 802	18 468	14 654
	lb	36,138	37,032	40,704	32,297
Breakout Force (§)	kN	152	165	204	135
	lbf	34,289	37,096	45,954	30,551
Operating Weight*	kg	29 507	29 426	29 203	30 352
	lb	65,033	64,855	64,362	66,896

\* Static tipping loads and operating weights shown are based on a machine configuration with Brawler 26.5X25 Smooth solid tires, full fluids, operator, cab precleaner, fabricated counterweight with rear guard (1300 kg), flat window glass with front guard, industrial package, ride control, standard starting, narrow fenders, turbine engine precleaner, Product Link, auto diff lock axles (front/rear), power train guard, standard steering, industrial sound suppression and variable pitch fan.

† Illustration shown with Dimension charts.

(§) Measured 100 mm (4") behind tip of cutting edge with bucket hinge pin as pivot point in accordance with ISO 14397-2:2007.

(With tire deflection) Full compliance to ISO 14397-1:2007 Sections 1 thru 6, which requires 2% verification between calculations and testing.

(No tire deflection) Compliance to ISO 14397-1:2007 Sections 1 thru 5.

Other buckets are available and offerings vary by region. Consult your local Cat dealer for further details.

# 972 XE Waste & Scrap Handler Specifications

## Operating Specifications – Buckets (continued)

Linkage		High Lift Linkage					
Bucket Type		General Purpose – Pin-On					
Edge Type		Bolt-On Cutting Edges	Teeth and Segments	Tips	Bolt-On Cutting Edges	Teeth and Segments	Tips
Capacity – Rated	m <sup>3</sup>	4.20	4.20	4.00	4.80	4.80	4.60
	yd <sup>3</sup>	5.50	5.50	5.25	6.25	6.25	6.00
Capacity – Rated at 110% Fill Factor	m <sup>3</sup>	4.60	4.60	4.40	5.30	5.30	5.10
	yd <sup>3</sup>	6.00	6.00	5.75	7.00	7.00	6.75
Width	mm	3220	3271	3271	3220	3271	3271
	ft/in	10'6"	10'8"	10'8"	10'6"	10'8"	10'8"
<b>16</b> † Dump Clearance at Maximum Lift and 45° Discharge	mm	3262	3108	3108	3191	3036	3036
	ft/in	10'8"	10'2"	10'2"	10'5"	9'11"	9'11"
<b>17</b> † Reach at Maximum Lift and 45° Discharge	mm	1305	1443	1443	1365	1501	1501
	ft/in	4'3"	4'8"	4'8"	4'5"	4'11"	4'11"
Reach at Level Lift Arm and Bucket Level	mm	2928	3133	3133	3022	3227	3227
	ft/in	9'7"	10'3"	10'3"	9'10"	10'7"	10'7"
<b>A</b> † Digging Depth	mm	66	66	36	66	66	36
	in	2.6"	2.6"	1.4"	2.6"	2.6"	1.4"
<b>12</b> † Overall Length	mm	8873	9097	9097	8967	9191	9191
	ft/in	29'2"	29'11"	29'11"	29'6"	30'2"	30'2"
<b>B</b> † Overall Height with Bucket at Maximum Lift	mm	5974	5974	5974	6068	6068	6068
	ft/in	19'8"	19'8"	19'8"	19'11"	19'11"	19'11"
Loader Clearance Circle Radius with Bucket at Carry Position	mm	7583	7672	7672	7608	7697	7697
	ft/in	24'11"	25'3"	25'3"	25'0"	25'4"	25'4"
Static Tipping Load, Straight (With tire deflection)	kg	18 905	18 721	18 974	18 817	18 631	20 898
	lb	41,685	41,280	41,838	41,491	41,081	46,079
Static Tipping Load, Straight (No tire deflection)	kg	20 180	19 994	20 251	20 108	19 920	22 590
	lb	44,477	44,068	44,633	44,318	43,903	49,788
Static Tipping Load, Articulated (With tire deflection)	kg	17 194	17 010	17 252	17 111	16 926	18 987
	lb	37,913	37,508	38,040	37,730	37,321	41,867
Static Tipping Load, Articulated (No tire deflection)	kg	18 472	18 287	18 530	18 405	18 217	20 669
	lb	40,714	40,304	40,841	40,566	40,151	45,554
Breakout Force (§)	kN	209	208	223	196	194	207
	lbf	47,155	46,862	50,119	44,044	43,750	46,637
Operating Weight*	kg	28 499	28 637	28 474	28 488	28 626	28 462
	lb	62,812	63,115	62,756	62,786	63,090	62,730

\* Static tipping loads and operating weights shown are based on a machine configuration with Brawler 26.5X25 Smooth solid tires, full fluids, operator, cab precleaner, fabricated counterweight with rear guard (1300 kg), flat window glass with front guard, industrial package, ride control, standard starting, narrow fenders, turbine engine precleaner, Product Link, auto diff lock axles (front/rear), power train guard, standard steering, industrial sound suppression and variable pitch fan.

† Illustration shown with Dimension charts.

(§) Measured 100 mm (4") behind tip of cutting edge with bucket hinge pin as pivot point in accordance with ISO 14397-2:2007.

(With tire deflection) Full compliance to ISO 14397-1:2007 Sections 1 thru 6, which requires 2% verification between calculations and testing.

(No tire deflection) Compliance to ISO 14397-1:2007 Sections 1 thru 5.

Other buckets are available and offerings vary by region. Consult your local Cat dealer for further details.

# 972 XE Waste & Scrap Handler Specifications

## Operating Specifications – Buckets (continued)

Linkage		High Lift Linkage					
Bucket Type		General Purpose – Pin-On					
Edge Type		Bolt-On Cutting Edges	Teeth and Segments	Tips	Bolt-On Cutting Edges	Teeth and Segments	Tips
Capacity – Rated	m <sup>3</sup>	4.60	4.60	4.40	5.00	5.00	4.80
	yd <sup>3</sup>	6.00	6.00	5.75	6.50	6.50	6.25
Capacity – Rated at 110% Fill Factor	m <sup>3</sup>	5.10	5.10	4.80	5.50	5.50	5.30
	yd <sup>3</sup>	6.75	6.75	6.25	7.25	7.25	7.00
Width	mm	3220	3271	3271	3220	3271	3271
	ft/in	10'6"	10'8"	10'8"	10'6"	10'8"	10'8"
16† Dump Clearance at Maximum Lift and 45° Discharge	mm	3224	3070	3070	3174	3019	3019
	ft/in	10'6"	10'0"	10'0"	10'4"	9'10"	9'10"
17† Reach at Maximum Lift and 45° Discharge	mm	1336	1473	1473	1380	1516	1516
	ft/in	4'4"	4'9"	4'9"	4'6"	4'11"	4'11"
Reach at Level Lift Arm and Bucket Level	mm	2977	3182	3182	3045	3250	3250
	ft/in	9'9"	10'5"	10'5"	9'11"	10'7"	10'7"
A† Digging Depth	mm	66	66	36	66	66	36
	in	2.6"	2.6"	1.4"	2.6"	2.6"	1.4"
12† Overall Length	mm	8922	9146	9146	8990	9214	9214
	ft/in	29'4"	30'1"	30'1"	29'6"	30'3"	30'3"
B† Overall Height with Bucket at Maximum Lift	mm	6232	6232	6232	6321	6321	6321
	ft/in	20'6"	20'6"	20'6"	20'9"	20'9"	20'9"
Loader Clearance Circle Radius with Bucket at Carry Position	mm	7596	7685	7685	7615	7704	7704
	ft/in	25'0"	25'3"	25'3"	25'0"	25'4"	25'4"
Static Tipping Load, Straight (With tire deflection)	kg	18 792	18 607	18 867	18 916	18 729	18 969
	lb	41,436	41,029	41,601	41,710	41,298	41,826
Static Tipping Load, Straight (No tire deflection)	kg	20 077	19 890	20 152	20 209	20 020	20 261
	lb	44,250	43,838	44,415	44,541	44,124	44,656
Static Tipping Load, Articulated (With tire deflection)	kg	17 084	16 900	17 146	17 210	17 024	17 251
	lb	37,671	37,264	37,807	37,949	37,538	38,039
Static Tipping Load, Articulated (No tire deflection)	kg	18 372	18 186	18 433	18 506	18 317	18 545
	lb	40,494	40,082	40,627	40,787	40,371	40,874
Breakout Force (§)	kN	202	200	214	198	197	210
	lbf	45,450	45,156	48,209	44,603	44,309	47,188
Operating Weight*	kg	28 560	28 698	28 534	28 601	28 739	28 575
	lb	62,945	63,249	62,889	63,035	63,339	62,979

\* Static tipping loads and operating weights shown are based on a machine configuration with Brawler 26.5X25 Smooth solid tires, full fluids, operator, cab precleaner, fabricated counterweight with rear guard (1300 kg), flat window glass with front guard, industrial package, ride control, standard starting, narrow fenders, turbine engine precleaner, Product Link, auto diff lock axles (front/rear), power train guard, standard steering, industrial sound suppression and variable pitch fan.

† Illustration shown with Dimension charts.

(§) Measured 100 mm (4") behind tip of cutting edge with bucket hinge pin as pivot point in accordance with ISO 14397-2:2007.

(With tire deflection) Full compliance to ISO 14397-1:2007 Sections 1 thru 6, which requires 2% verification between calculations and testing.

(No tire deflection) Compliance to ISO 14397-1:2007 Sections 1 thru 5.

Other buckets are available and offerings vary by region. Consult your local Cat dealer for further details.

# 972 XE Waste & Scrap Handler Specifications

## Operating Specifications – Buckets (continued)

Linkage		High Lift Linkage					
Bucket Type		General Purpose – Pin-On			General Purpose – Hook-On – Fusion		
Edge Type		Bolt-On Cutting Edges	Teeth and Segments	Tips	Bolt-On Cutting Edges	Teeth and Segments	Tips
Capacity – Rated	m <sup>3</sup>	4.40	4.40	4.20	4.20	4.20	4.00
	yd <sup>3</sup>	5.75	5.75	5.50	5.50	5.50	5.25
Capacity – Rated at 110% Fill Factor	m <sup>3</sup>	4.80	4.80	4.60	4.60	4.60	4.40
	yd <sup>3</sup>	6.25	6.25	6.00	6.00	6.00	5.75
Width	mm	3220	3271	3271	3220	3271	3271
	ft/in	10'6"	10'8"	10'8"	10'6"	10'8"	10'8"
<b>16</b> † Dump Clearance at Maximum Lift and 45° Discharge	mm	3266	3113	3113	3232	3078	3078
	ft/in	10'8"	10'2"	10'2"	10'7"	10'1"	10'1"
<b>17</b> † Reach at Maximum Lift and 45° Discharge	mm	1300	1438	1438	1340	1477	1477
	ft/in	4'3"	4'8"	4'8"	4'4"	4'10"	4'10"
Reach at Level Lift Arm and Bucket Level	mm	2921	3126	3126	2973	3178	3178
	ft/in	9'7"	10'3"	10'3"	9'9"	10'5"	10'5"
<b>A</b> † Digging Depth	mm	66	66	36	66	66	36
	in	2.6"	2.6"	1.4"	2.6"	2.6"	1.4"
<b>12</b> † Overall Length	mm	8866	9090	9090	8918	9143	9143
	ft/in	29'2"	29'10"	29'10"	29'4"	30'0"	30'0"
<b>B</b> † Overall Height with Bucket at Maximum Lift	mm	6267	6267	6267	6073	6073	6073
	ft/in	20'7"	20'7"	20'7"	20'0"	20'0"	20'0"
Loader Clearance Circle Radius with Bucket at Carry Position	mm	7581	7670	7670	7612	7705	7705
	ft/in	24'11"	25'2"	25'2"	25'0"	25'4"	25'4"
Static Tipping Load, Straight (With tire deflection)	kg	18 953	18 769	19 021	18 390	18 207	18 564
	lb	41,791	41,386	41,941	40,550	40,147	40,933
Static Tipping Load, Straight (No tire deflection)	kg	20 241	20 055	20 310	19 654	19 469	19 840
	lb	44,611	44,201	44,763	43,319	42,910	43,728
Static Tipping Load, Articulated (With tire deflection)	kg	17 238	17 054	17 293	16 697	16 513	16 857
	lb	38,009	37,603	38,130	36,816	36,412	37,170
Static Tipping Load, Articulated (No tire deflection)	kg	18 528	18 342	18 583	17 964	17 779	18 136
	lb	40,836	40,426	40,959	39,593	39,184	39,973
Breakout Force (§)	kN	210	209	224	202	201	215
	lbf	47,385	47,092	50,378	45,582	45,289	48,356
Operating Weight*	kg	28 505	28 643	28 479	28 874	29 011	28 848
	lb	62,824	63,128	62,768	63,637	63,941	63,581

\* Static tipping loads and operating weights shown are based on a machine configuration with Brawler 26.5X25 Smooth solid tires, full fluids, operator, cab precleaner, fabricated counterweight with rear guard (1300 kg), flat window glass with front guard, industrial package, ride control, standard starting, narrow fenders, turbine engine precleaner, Product Link, auto diff lock axles (front/rear), power train guard, standard steering, industrial sound suppression and variable pitch fan.

† Illustration shown with Dimension charts.

(§) Measured 100 mm (4") behind tip of cutting edge with bucket hinge pin as pivot point in accordance with ISO 14397-2:2007.

(With tire deflection) Full compliance to ISO 14397-1:2007 Sections 1 thru 6, which requires 2% verification between calculations and testing.

(No tire deflection) Compliance to ISO 14397-1:2007 Sections 1 thru 5.

Other buckets are available and offerings vary by region. Consult your local Cat dealer for further details.

# 972 XE Waste & Scrap Handler Specifications

## Operating Specifications – Buckets (continued)

Linkage		High Lift Linkage					
Bucket Type		General Purpose – Hook-On – Fusion					
Edge Type		Bolt-On Cutting Edges	Teeth and Segments	Tips	Bolt-On Cutting Edges	Teeth and Segments	Tips
Capacity – Rated	m <sup>3</sup>	4.60	4.60	4.40	4.80	4.80	4.60
	yd <sup>3</sup>	6.00	6.00	5.75	6.25	6.25	6.00
Capacity – Rated at 110% Fill Factor	m <sup>3</sup>	5.10	5.10	4.80	5.30	5.30	5.10
	yd <sup>3</sup>	6.75	6.75	6.25	7.00	7.00	6.75
Width	mm	3220	3271	3271	3220	3271	3271
	ft/in	10'6"	10'8"	10'8"	10'6"	10'8"	10'8"
16† Dump Clearance at Maximum Lift and 45° Discharge	mm	3194	3040	3040	3167	3012	3012
	ft/in	10'5"	9'11"	9'11"	10'4"	9'10"	9'10"
17† Reach at Maximum Lift and 45° Discharge	mm	1370	1508	1508	1392	1528	1528
	ft/in	4'5"	4'11"	4'11"	4'6"	5'0"	5'0"
Reach at Level Lift Arm and Bucket Level	mm	3023	3228	3228	3058	3263	3263
	ft/in	9'11"	10'7"	10'7"	10'0"	10'8"	10'8"
A† Digging Depth	mm	66	66	36	66	66	36
	in	2.6"	2.6"	1.4"	2.6"	2.6"	1.4"
12† Overall Length	mm	8968	9192	9192	9003	9227	9227
	ft/in	29'6"	30'2"	30'2"	29'7"	30'4"	30'4"
B† Overall Height with Bucket at Maximum Lift	mm	6248	6248	6248	6307	6307	6307
	ft/in	20'6"	20'6"	20'6"	20'9"	20'9"	20'9"
Loader Clearance Circle Radius with Bucket at Carry Position	mm	7626	7720	7720	7636	7730	7730
	ft/in	25'1"	25'4"	25'4"	25'1"	25'5"	25'5"
Static Tipping Load, Straight (With tire deflection)	kg	18 242	18 057	18 414	18 234	18 048	18 403
	lb	40,223	39,816	40,602	40,205	39,796	40,579
Static Tipping Load, Straight (No tire deflection)	kg	19 515	19 329	19 699	19 513	19 325	19 695
	lb	43,012	42,601	43,418	43,007	42,594	43,409
Static Tipping Load, Articulated (With tire deflection)	kg	16 551	16 366	16 710	16 543	16 358	16 700
	lb	36,494	36,088	36,845	36,477	36,069	36,824
Static Tipping Load, Articulated (No tire deflection)	kg	17 827	17 641	17 998	17 825	17 638	17 995
	lb	39,291	38,880	39,669	39,288	38,874	39,661
Breakout Force (§)	kN	195	194	206	190	189	201
	lbf	43,909	43,615	46,493	42,866	42,572	45,331
Operating Weight*	kg	28 974	29 112	28 949	28 969	29 107	28 944
	lb	63,858	64,162	63,803	63,848	64,152	63,792

\* Static tipping loads and operating weights shown are based on a machine configuration with Brawler 26.5X25 Smooth solid tires, full fluids, operator, cab precleaner, fabricated counterweight with rear guard (1300 kg), flat window glass with front guard, industrial package, ride control, standard starting, narrow fenders, turbine engine precleaner, Product Link, auto diff lock axles (front/rear), power train guard, standard steering, industrial sound suppression and variable pitch fan.

† Illustration shown with Dimension charts.

(§) Measured 100 mm (4") behind tip of cutting edge with bucket hinge pin as pivot point in accordance with ISO 14397-2:2007.

(With tire deflection) Full compliance to ISO 14397-1:2007 Sections 1 thru 6, which requires 2% verification between calculations and testing.

(No tire deflection) Compliance to ISO 14397-1:2007 Sections 1 thru 5.

Other buckets are available and offerings vary by region. Consult your local Cat dealer for further details.

# 972 XE Waste & Scrap Handler Specifications

## Operating Specifications – Buckets (continued)

Linkage		High Lift Linkage					
Bucket Type		General Purpose – Hook-On – Fusion					
Edge Type		Bolt-On Cutting Edges	Teeth and Segments	Tips	Bolt-On Cutting Edges	Teeth and Segments	Tips
Capacity – Rated	m <sup>3</sup>	5.00	5.00	4.80	4.40	4.40	4.20
	yd <sup>3</sup>	6.50	6.50	6.25	5.75	5.75	5.50
Capacity – Rated at 110% Fill Factor	m <sup>3</sup>	5.50	5.50	5.30	4.80	4.80	4.60
	yd <sup>3</sup>	7.25	7.25	7.00	6.25	6.25	6.00
Width	mm	3220	3271	3271	3220	3271	3271
	ft/in	10'6"	10'8"	10'8"	10'6"	10'8"	10'8"
16† Dump Clearance at Maximum Lift and 45° Discharge	mm	3143	2988	2988	3237	3084	3084
	ft/in	10'3"	9'9"	9'9"	10'7"	10'1"	10'1"
17† Reach at Maximum Lift and 45° Discharge	mm	1413	1549	1549	1335	1473	1473
	ft/in	4'7"	5'1"	5'1"	4'4"	4'10"	4'10"
Reach at Level Lift Arm and Bucket Level	mm	3090	3295	3295	2966	3171	3171
	ft/in	10'1"	10'9"	10'9"	9'8"	10'4"	10'4"
A† Digging Depth	mm	66	66	36	66	66	36
	in	2.6"	2.6"	1.4"	2.6"	2.6"	1.4"
12† Overall Length	mm	9035	9260	9260	8911	9136	9136
	ft/in	29'8"	30'5"	30'5"	29'3"	30'0"	30'0"
B† Overall Height with Bucket at Maximum Lift	mm	6333	6333	6333	6242	6242	6242
	ft/in	20'10"	20'10"	20'10"	20'6"	20'6"	20'6"
Loader Clearance Circle Radius with Bucket at Carry Position	mm	7646	7740	7740	7610	7703	7703
	ft/in	25'2"	25'5"	25'5"	25'0"	25'4"	25'4"
Static Tipping Load, Straight (With tire deflection)	kg	18 114	17 928	18 281	18 394	18 211	18 573
	lb	39,941	39,531	40,310	40,559	40,155	40,954
Static Tipping Load, Straight (No tire deflection)	kg	19 396	19 208	19 576	19 670	19 484	19 862
	lb	42,750	42,335	43,145	43,353	42,944	43,777
Static Tipping Load, Articulated (With tire deflection)	kg	16 424	16 239	16 579	16 696	16 512	16 862
	lb	36,215	35,806	36,557	36,814	36,410	37,180
Static Tipping Load, Articulated (No tire deflection)	kg	17 710	17 521	17 876	17 975	17 789	18 153
	lb	39,033	38,618	39,400	39,617	39,207	40,010
Breakout Force (§)	kN	186	184	196	203	202	216
	lbf	41,851	41,556	44,208	45,755	45,462	48,554
Operating Weight*	kg	29 060	29 198	29 035	28 915	29 053	28 890
	lb	64,047	64,351	63,992	63,729	64,033	63,673

\* Static tipping loads and operating weights shown are based on a machine configuration with Brawler 26.5X25 Smooth solid tires, full fluids, operator, cab precleaner, fabricated counterweight with rear guard (1300 kg), flat window glass with front guard, industrial package, ride control, standard starting, narrow fenders, turbine engine precleaner, Product Link, auto diff lock axles (front/rear), power train guard, standard steering, industrial sound suppression and variable pitch fan.

† Illustration shown with Dimension charts.

(§) Measured 100 mm (4") behind tip of cutting edge with bucket hinge pin as pivot point in accordance with ISO 14397-2:2007.

(With tire deflection) Full compliance to ISO 14397-1:2007 Sections 1 thru 6, which requires 2% verification between calculations and testing.

(No tire deflection) Compliance to ISO 14397-1:2007 Sections 1 thru 5.

Other buckets are available and offerings vary by region. Consult your local Cat dealer for further details.

# 972 XE Waste & Scrap Handler Specifications

## Operating Specifications – Buckets (continued)

Linkage		High Lift Linkage			
Bucket Type		High Dump – Hook-On – Fusion	Waste, Dozing – Pin-On	Waste, Load & Carry – Pin-On	Waste, Top Clamp – Pin-On
Edge Type		Bolt-On Cutting Edges	Steel Bolt-On Cutting Edges	Steel Bolt-On Cutting Edges	Steel Bolt-On Cutting Edges
Capacity – Rated	m <sup>3</sup>	5.35	6.50	7.40	5.00
	yd <sup>3</sup>	7.00	8.50	9.75	6.50
Capacity – Rated at 110% Fill Factor	m <sup>3</sup>	5.90	7.20	8.10	5.50
	yd <sup>3</sup>	7.75	9.50	10.50	7.25
Width	mm	3059	3357	3357	3357
	ft/in	10'0"	11'0"	11'0"	11'0"
<b>16</b> † Dump Clearance at Maximum Lift and 45° Discharge	mm	2851	3173	2893	2679
	ft/in	9'4"	10'4"	9'5"	8'9"
<b>17</b> † Reach at Maximum Lift and 45° Discharge	mm	1532	1198	1478	1692
	ft/in	5'0"	3'11"	4'10"	5'6"
Reach at Level Lift Arm and Bucket Level	mm	3396	2932	3329	3631
	ft/in	11'1"	9'7"	10'11"	11'10"
<b>A</b> † Digging Depth	mm	89	97	57	57
	in	3.5"	3.8"	2.2"	2.2"
<b>12</b> † Overall Length	mm	9359	8901	9298	9600
	ft/in	30'9"	29'3"	30'7"	31'6"
<b>B</b> † Overall Height with Bucket at Maximum Lift	mm	6444	6822	6599	5739
	ft/in	21'2"	22'5"	21'8"	18'10"
Loader Clearance Circle Radius with Bucket at Carry Position	mm	7675	7659	7767	7853
	ft/in	25'3"	25'2"	25'6"	25'10"
Static Tipping Load, Straight (With tire deflection)	kg	16 777	18 767	17 164	15 102
	lb	36,994	41,381	37,846	33,299
Static Tipping Load, Straight (No tire deflection)	kg	18 013	20 236	18 451	16 187
	lb	39,701	44,600	40,666	35,678
Static Tipping Load, Articulated (With tire deflection)	kg	15 156	17 001	15 511	13 559
	lb	33,420	37,487	34,202	29,898
Static Tipping Load, Articulated (No tire deflection)	kg	16 396	18 468	16 802	14 654
	lb	36,138	40,704	37,032	32,297
Breakout Force (§)	kN	152	204	165	135
	lbf	34,289	45,954	37,096	30,551
Operating Weight*	kg	29 507	29 203	29 426	30 352
	lb	65,033	64,362	64,855	66,896

\* Static tipping loads and operating weights shown are based on a machine configuration with Brawler 26.5X25 Smooth solid tires, full fluids, operator, cab precleaner, fabricated counterweight with rear guard (1300 kg), flat window glass with front guard, industrial package, ride control, standard starting, narrow fenders, turbine engine precleaner, Product Link, auto diff lock axles (front/rear), power train guard, standard steering, industrial sound suppression and variable pitch fan.

† Illustration shown with Dimension charts.

(§) Measured 100 mm (4") behind tip of cutting edge with bucket hinge pin as pivot point in accordance with ISO 14397-2:2007.

(With tire deflection) Full compliance to ISO 14397-1:2007 Sections 1 thru 6, which requires 2% verification between calculations and testing.

(No tire deflection) Compliance to ISO 14397-1:2007 Sections 1 thru 5.

Other buckets are available and offerings vary by region. Consult your local Cat dealer for further details.





# 972 XE

## Corrosion Resistant

**The Cat 972 XE Wheel Loader Corrosion Resistant Package adds real value in protecting your machine investment. An industry-unique factory treatment provides more protection for all machine components that can be affected by corrosive materials. It's designed for improving reliability and durability in demanding corrosive environments such as fertilizer plants, chemical industries, agriculture, saltwater ports, and others.**

### Proven Reliability

- Cat C9.3B engine offers high power density with a combination of proven electronics, fuel, and air systems.
- Equipped with automatic Cat regeneration system, Cat Clean Emissions Module (CEM) with Diesel Particulate Filter (DPF), and Diesel Exhaust Fluid (DEF) tank and pump.
- Features an electric fuel priming pump, fuel-water separator, and secondary fuel filter.
- Thorough component design and machine validation processes result in unmatched reliability and uptime.

### Durability

- Corrosion Resistant Package includes silicon protection applied to all electrical terminals: alternator, engine starter, engine ground cable, and battery cables to maximize component life.
- Exposed electrical connectors are treated with shrinkable heat tube.
- Heavy-duty brushless alternator is utilized for increased durability.
- Optional paint protection that is more than two times the thickness of the standard paint. Extra primer coats are applied before the final polyurethane topcoat.
- Heavy-duty axles are designed to handle extreme applications.

### Superior Fuel Efficiency & Productivity

- Up to 35% better fuel efficiency compared to previous Cat model.
- Deep system integration of the Cat continuously variable transmission, engine, hydraulic, and cooling systems results in significantly increased performance and fuel efficiency.
- Eliminating the torque converter allows the capability to control engine rpm and machine speed independently, resulting in efficient digging, fine control, and easy operation.
- Lower rated engine speed reduces component wear and operating noise.

### Safety Features

- Rear-vision camera enhances visibility behind the machine, helping you work safely and confidently.
- Cab access with wide door, optional remote door opening, and stair-like steps add solid stability.
- Floor-to-ceiling windshield, large mirrors with integrated spot mirrors, and rear-vision camera provide industry leading all-around visibility.

### Reduced Maintenance Time and Costs

- Extended fluid and filter change intervals reduce maintenance costs by up to 20%.
- Remote Troubleshoot can connect the machine to the dealer service department to help diagnose problems quickly so you can get back to work.
- Remote Flash works around your schedule to ensure your machine's software is up to date for optimal performance.
- The Cat App helps you manage fleet location, hours, and maintenance schedules; it also alerts you for required maintenance and allows you to request service from your local Cat dealer.
- One-piece tilting hood makes engine compartment access fast and easy.


### Work in Comfort in the All New Cab

- Optional powered cabin precleaner filters the incoming air and pressurize the cab.
- Next-generation, easily adjustable seat and suspension for improved operator comfort. It comes in three trim levels and can be equipped with a 4-point harness.
- New in-cab dashboard and high-resolution touch display(s) are easy to use, intuitive, and user friendly.
- Sound suppression, seals, and viscous cab mounts decrease noise and vibration for a quieter work environment.
- The seat-mounted electro-hydraulic joystick steering system provides precision control and dramatically reduces arm fatigue, resulting in excellent comfort and accuracy.

# 972 XE Corrosion Resistant Specifications

## 972 XE Corrosion Resistant Features

1. Silicon protection applied to all electric terminals
2. Shrinkable heat-tube on exposed electrical connectors
3. Zerust vapor capsules in electrical compartments
4. Grease points on hood articulation pins
5. Optional corrosion resistant cooling package: E-coated cooling cores, heavy-duty latch, and greaseable hinges
6. Optional hydraulic system protection that includes silicone sealant and heat shrinkable tubing over the couplings



7. Heavy-duty brushless alternator
8. Sealed disconnect switch
9. Grease points on the cab door hinges
10. Additional coats of paint. Extra primer coats are applied before the final polyurethane topcoat
11. Varnish protection applied to under hood components
12. Optional turbine precleaner
13. Optional variable pitch fan
14. Optional autolube system
15. Anti-corrosion transmission fill cover

# 972 XE Wheel Loader Specifications

For more complete information on Cat products, dealer services, and industry solutions, visit us on the web at [www.cat.com](http://www.cat.com).

Materials and specifications are subject to change without notice. Featured machines in photos may include additional equipment. See your Cat dealer for available options.

© 2021 Caterpillar. All Rights Reserved. CAT, CATERPILLAR, LET'S DO THE WORK, their respective logos, XT, Product Link, Fusion, "Caterpillar Corporate Yellow", the "Power Edge" and Cat "Modern Hex" trade dress as well as corporate and product identity used herein, are trademarks of Caterpillar and may not be used without permission.

AEXQ3322-00 (12-2021)  
Build Number: 14A  
(N Am, Europe, Aus-NZ)

